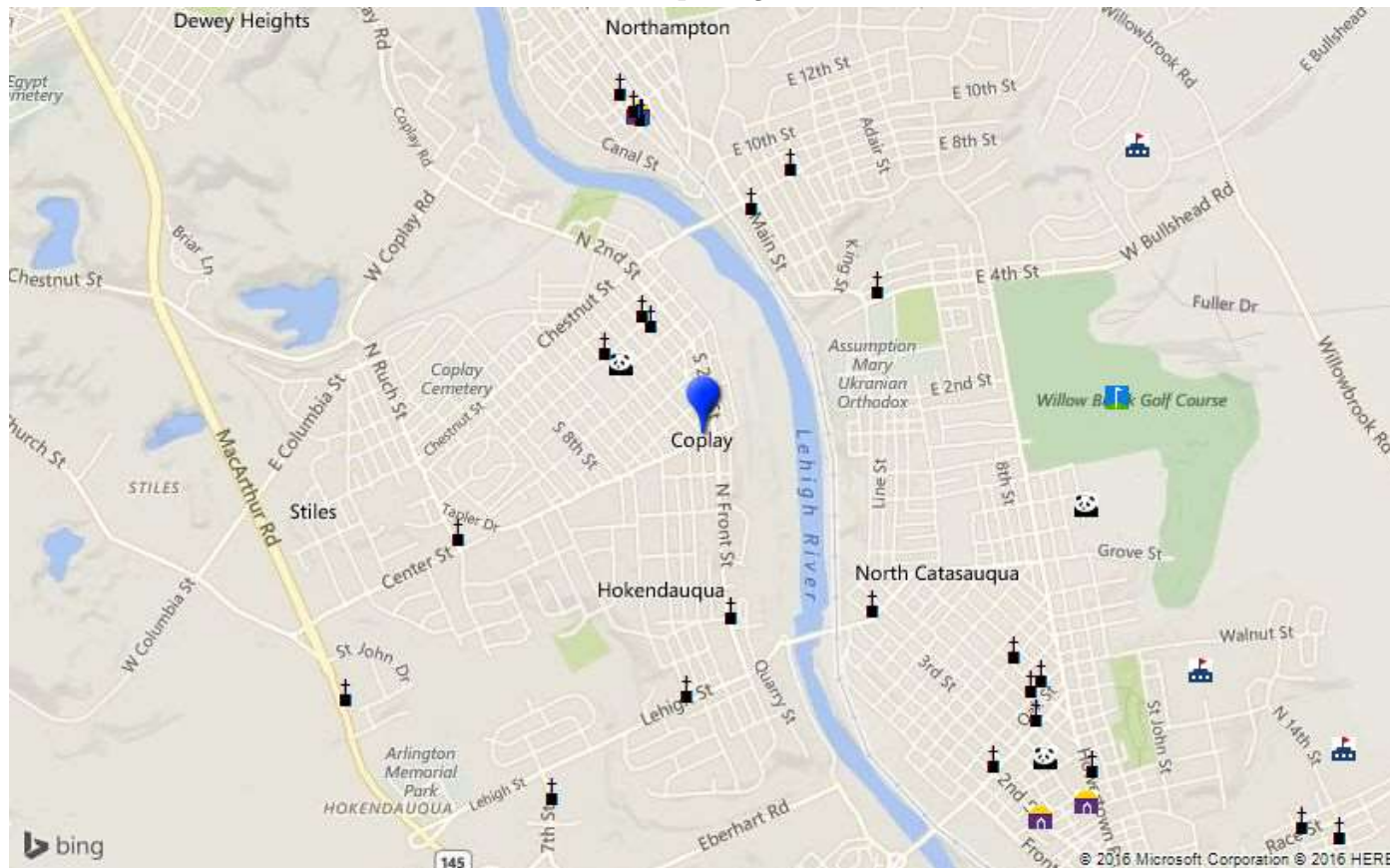




Coplay



Prepared by RE/MAX real estate



© Homes Media Solutions

The accuracy of all information is deemed reliable, but is not guaranteed.



Neighborhood Facts



Coplay

Prepared by RE/MAX real estate

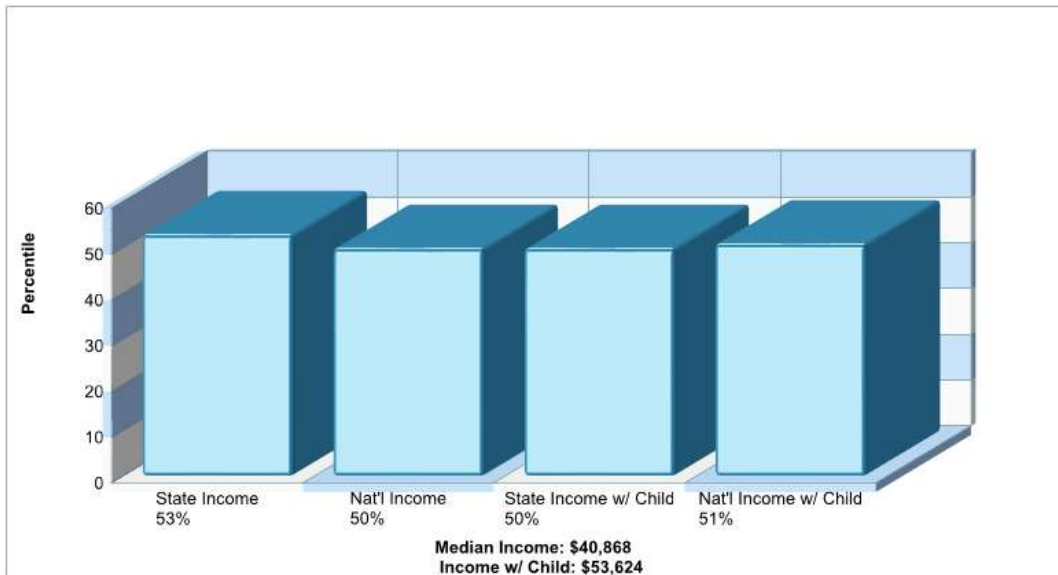


© Homes Media Solutions

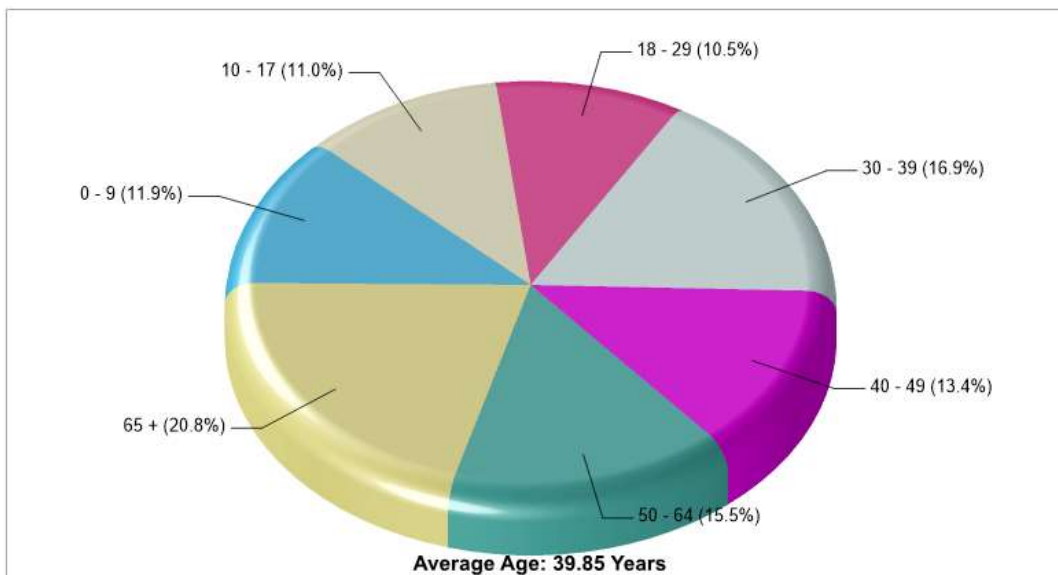
The accuracy of all information is deemed reliable, but is not guaranteed.



Location: Coplay, PA Neighborhood Income



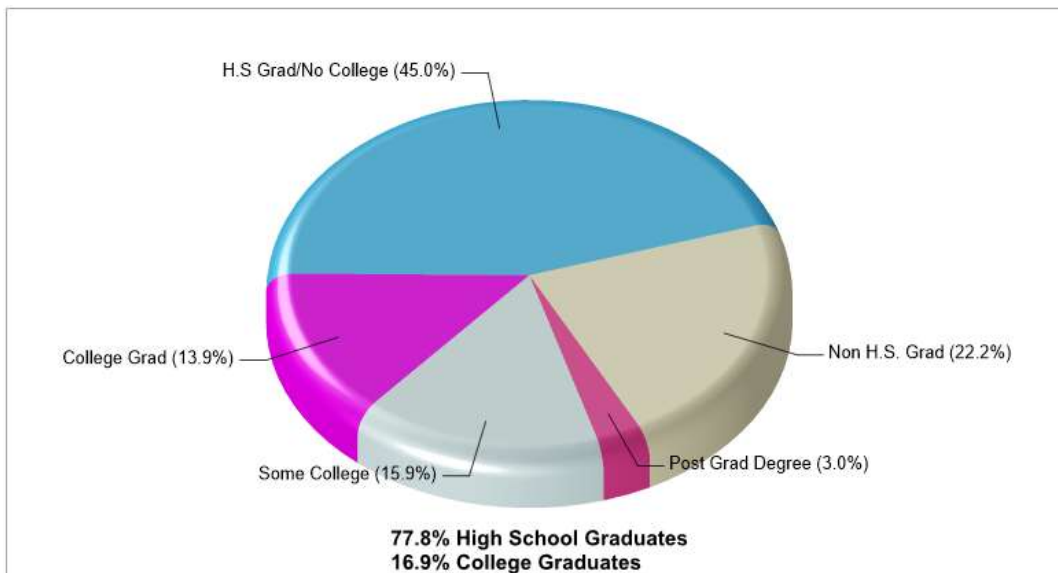
Location: Coplay, PA Neighborhood Age Breakdown



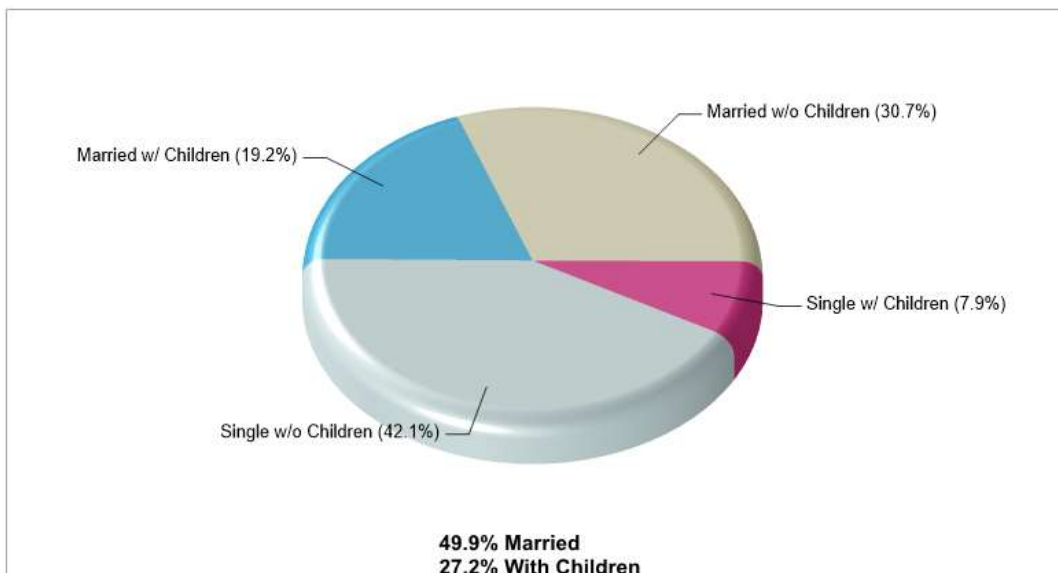
Prepared by RE/MAX real estate



Location: Coplay, PA Neighborhood Adult Education Level



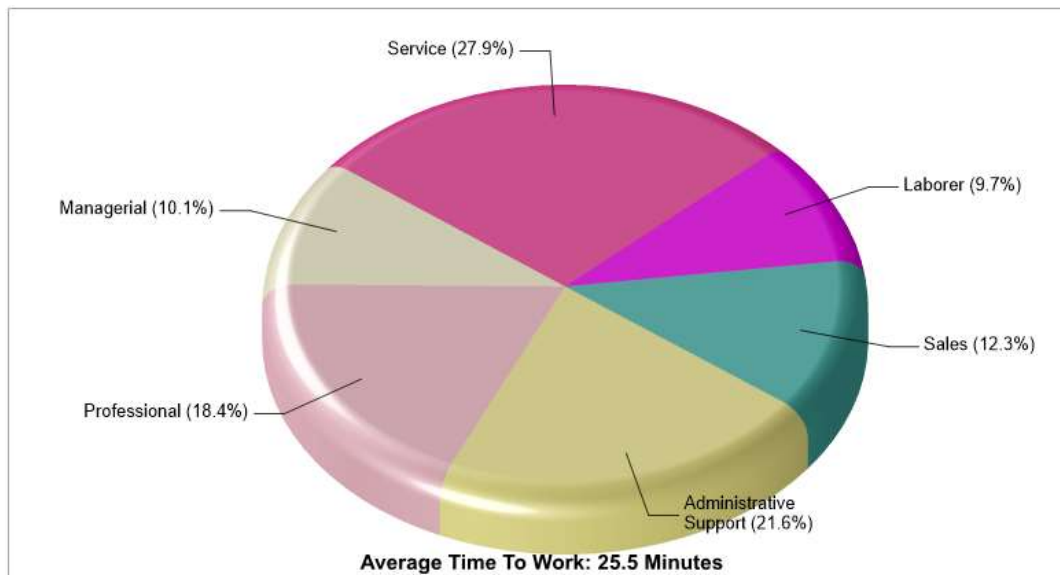
Location: Coplay, PA Neighborhood Household Characteristics



Prepared by RE/MAX real estate



Location: Coplay, PA Neighborhood Employment



Prepared by RE/MAX real estate



Area Facts

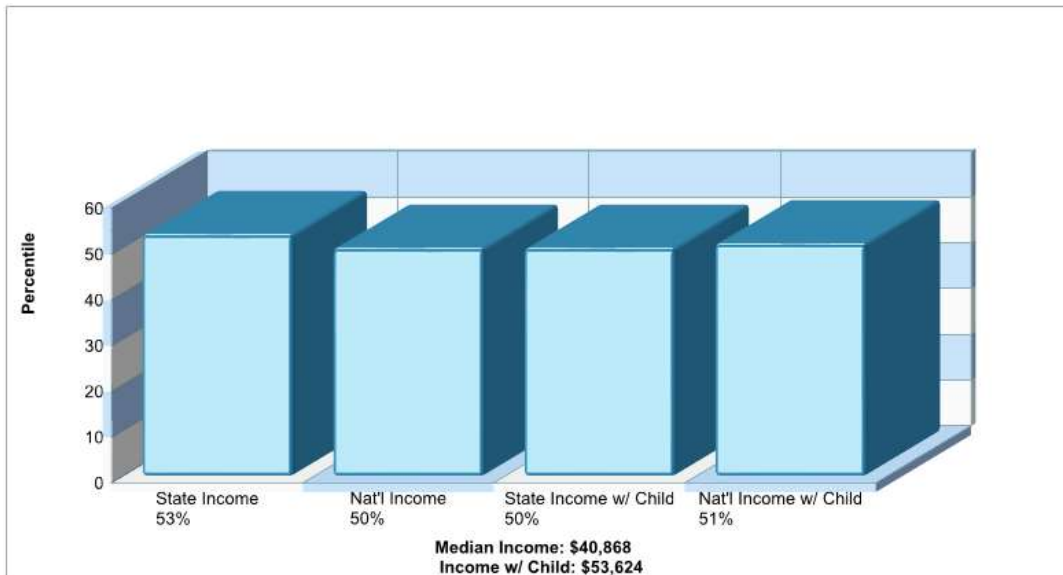


Coplay

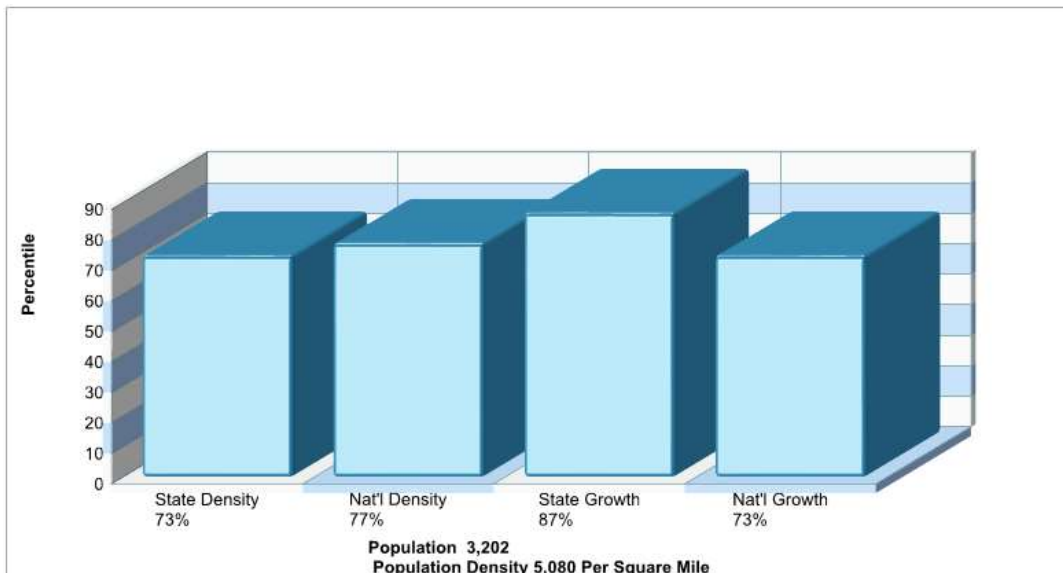
Prepared by RE/MAX real estate



Location: Coplay, PA City/Area Income



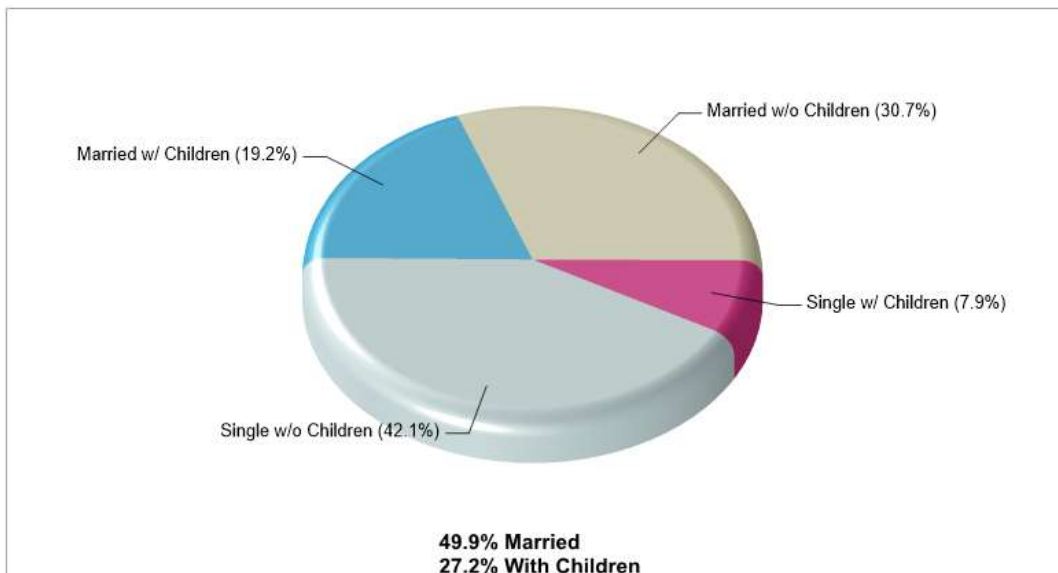
Location: Coplay, PA City/Area Population



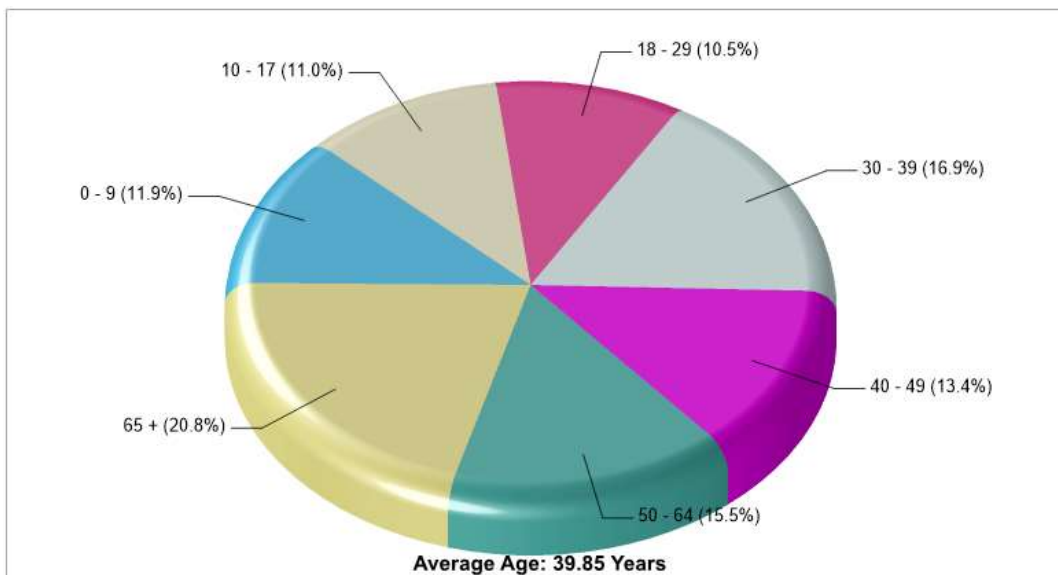
Prepared by RE/MAX real estate



Location: Coplay, PA City/Area Household Characteristics



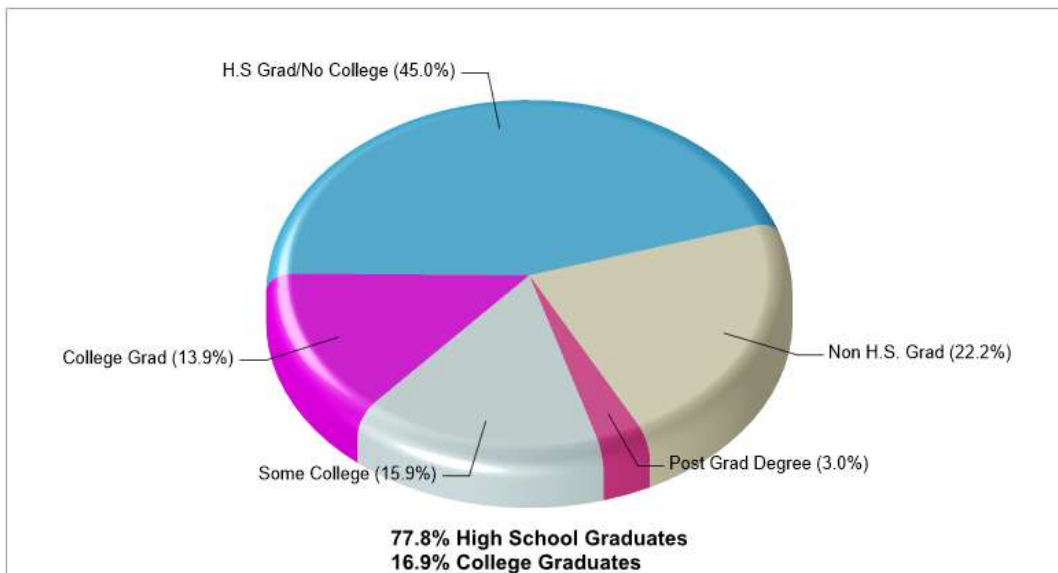
Location: Coplay, PA City/Area Age Breakdown



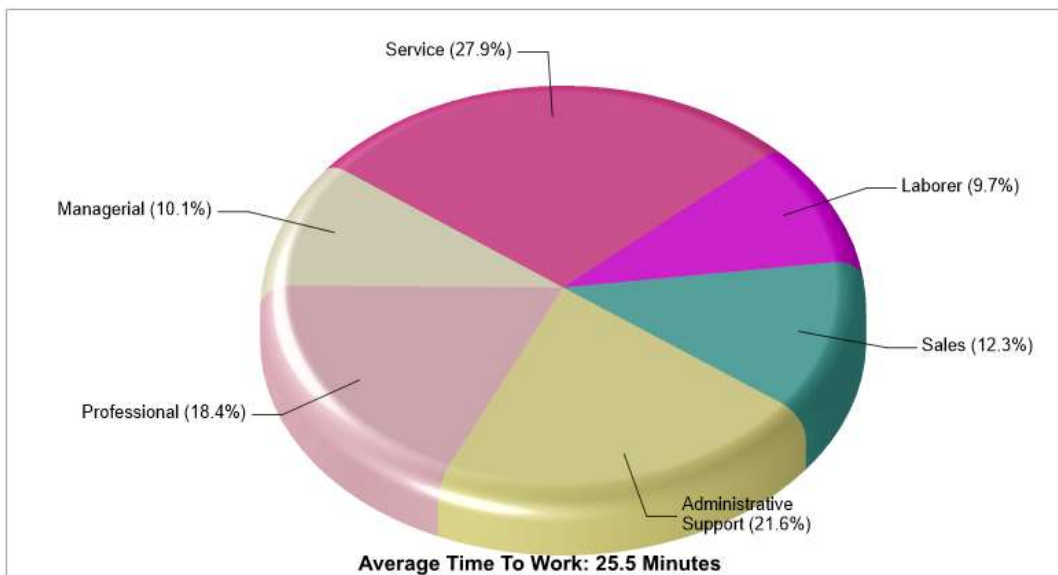
Prepared by RE/MAX real estate



Location: Coplay, PA City/Area Adult Education Level



Location: Coplay, PA City/Area Employment



Prepared by RE/MAX real estate



School Information



Coplay

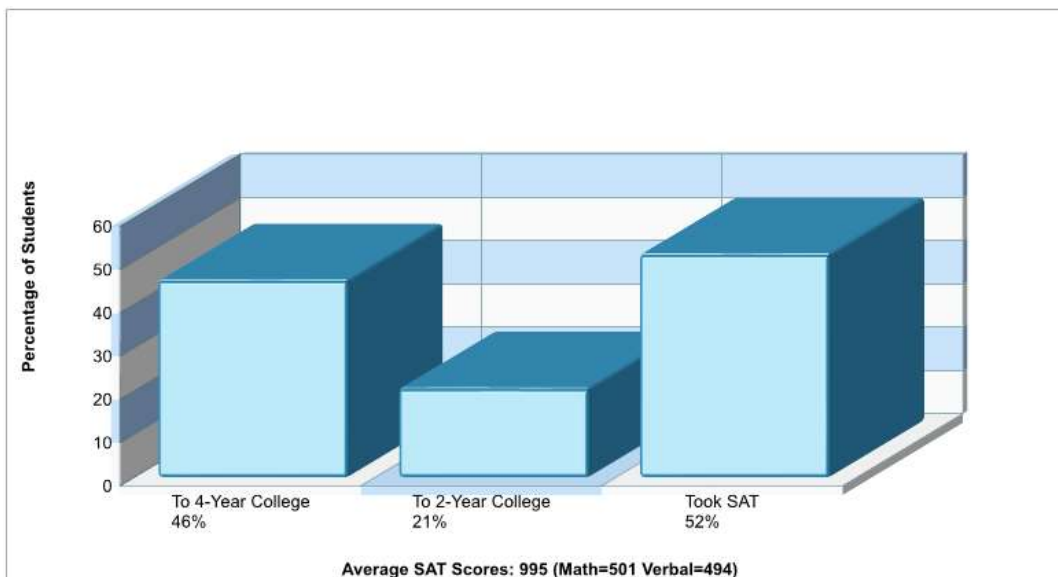
Prepared by RE/MAX real estate



Location: Coplay, PA Student Enrollment By Grade



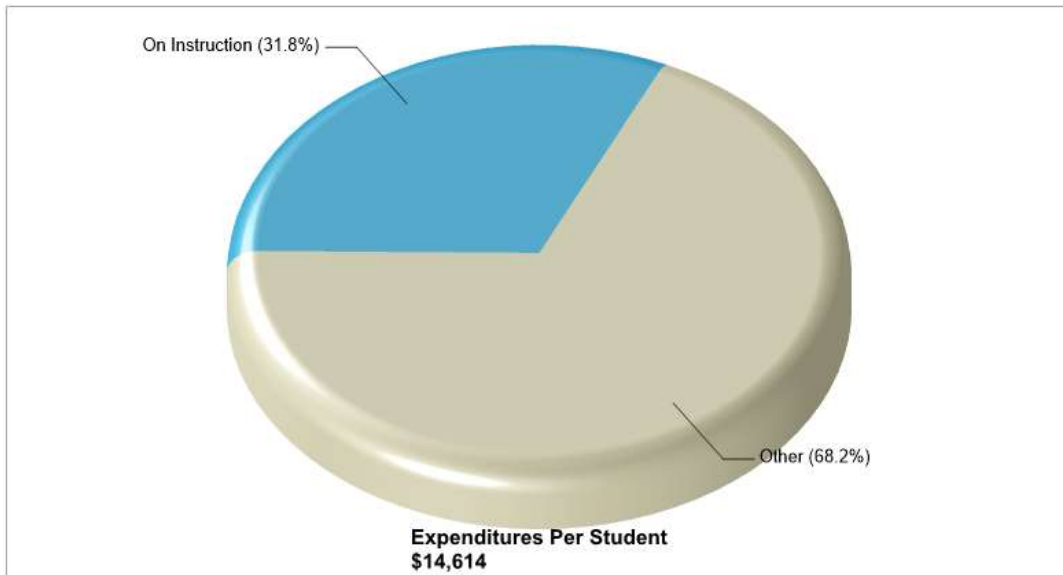
Location: Coplay, PA High School Statistics



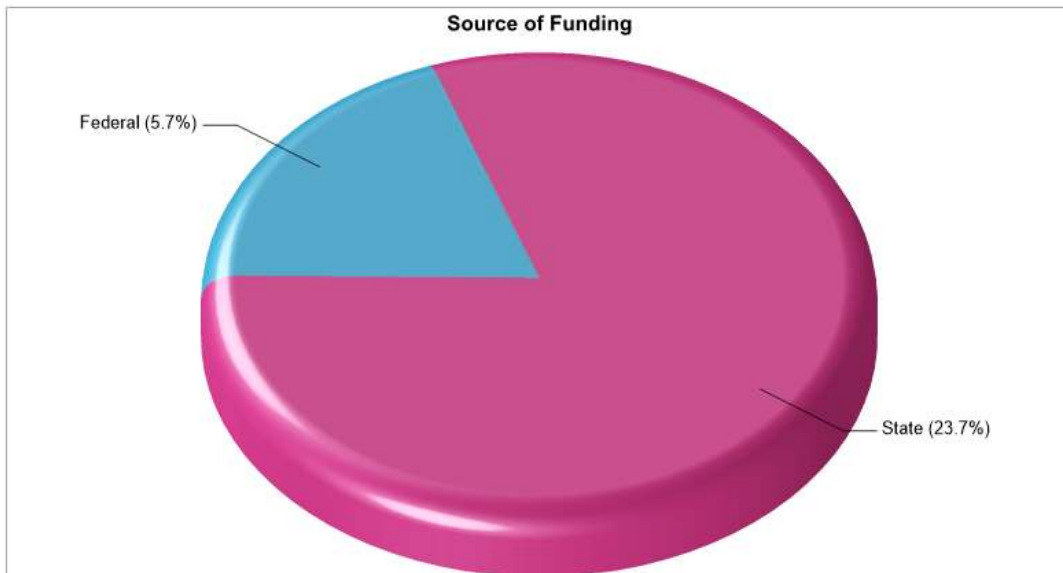
Prepared by RE/MAX real estate



Location: Coplay, PA School Expenditures



Location: Coplay, PA School Funding



Prepared by RE/MAX real estate



Public Schools for District

GEORGE D STECKEL EL SCH
2928 ZEPHYR BLVD, WHITEHALL, PA 18052

Phone: (610)435-1521
Grades: 02 - 03

Distance from Subject: 1.5 Miles
Student/Teacher Ratio: 15.7 to 1
Mascot: Zephyrs
Average SAT: N/A
Students Taking SAT: N/A
Average ACT: N/A
Students Taking ACT: N/A
Enrollment By Grade: 2-306 3-292

School Type: Regular
Students/Teachers: 598/38
School Colors : Gold
Graduates To 2-Year College: N/A
Graduates To 4-Year College: N/A
National Merit Finalists: N/A

ZEPHYR EL SCH
2934 ZEPHYR BLVD, WHITEHALL, PA 18052

Phone: (610)871-3671
Grades: 04 - 05

Distance from Subject: 1.6 Miles
Student/Teacher Ratio: 16.8 to 1
Mascot: N/A
Average SAT: N/A
Students Taking SAT: N/A
Average ACT: N/A
Students Taking ACT: N/A
Enrollment By Grade: 4-326 5-329

School Type: Regular
Students/Teachers: 655/39
School Colors : N/A
Graduates To 2-Year College: N/A
Graduates To 4-Year College: N/A
National Merit Finalists: N/A

WHITEHALL HS
3800 MECHANICSVILLE RD, WHITEHALL, PA 18052

Phone: (610)437-5081
Grades: 09 - 12

Distance from Subject: 1.6 Miles
Student/Teacher Ratio: 16.8 to 1
Mascot: Zephyrs
Average SAT: 995(Math 501 Verbal 494)
Students Taking SAT: 52%
Average ACT: N/A
Students Taking ACT: N/A
Enrollment By Grade: 9-341 10-341 11-365 12-364

School Type: Regular
Students/Teachers: 1411/84
School Colors : Gold
Graduates To 2-Year College: 21%
Graduates To 4-Year College: 46%
National Merit Finalists: N/A

WHITEHALL-COPLAY MS
2930 ZEPHYR BLVD, WHITEHALL, PA 18052

Phone: (610)439-1439
Grades: 06 - 08

Distance from Subject: 1.6 Miles
Student/Teacher Ratio: 16.6 to 1
Mascot: Zephyrs
Average SAT: N/A
Students Taking SAT: N/A
Average ACT: N/A
Students Taking ACT: N/A
Enrollment By Grade: 6-337 7-355 8-339

School Type: Regular
Students/Teachers: 1031/62
School Colors : Maroon
Graduates To 2-Year College: N/A
Graduates To 4-Year College: N/A
National Merit Finalists: N/A

CLARENCE M GOCKLEY EL SCH
2932 ZEPHYR BLVD, WHITEHALL, PA 18052

Phone: (610)433-7551
Grades: KG - 01

Distance from Subject: 1.8 Miles
Student/Teacher Ratio: 17.9 to 1
Mascot: N/A
Average SAT: N/A

School Type: Regular
Students/Teachers: 520/29
School Colors : N/A
Graduates To 2-Year College: N/A

Prepared by RE/MAX real estate



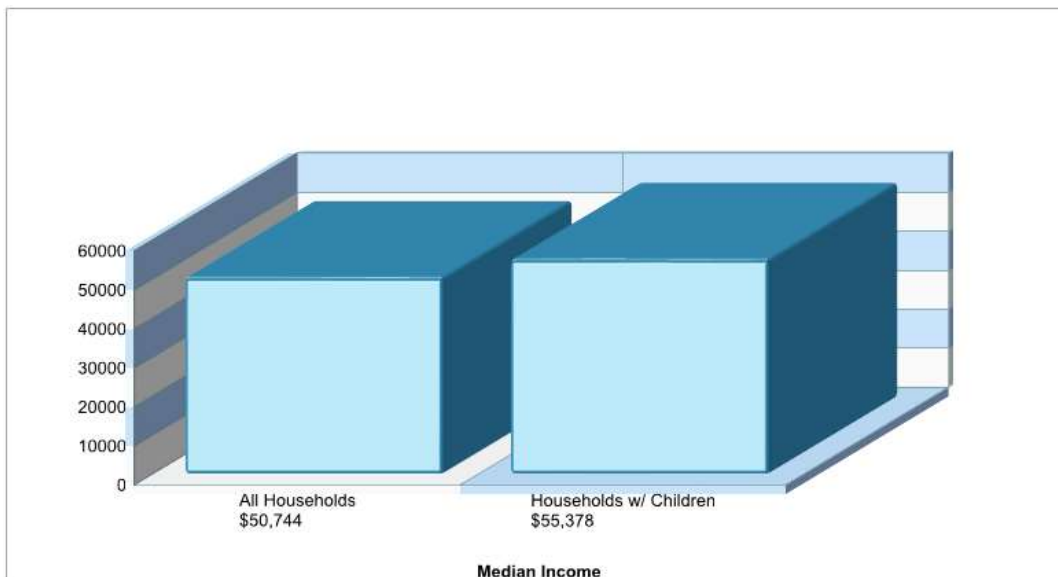
Public Schools for District

Students Taking SAT: N/A
Average ACT: N/A
Students Taking ACT: N/A
Enrollment By Grade: K-252 1-268

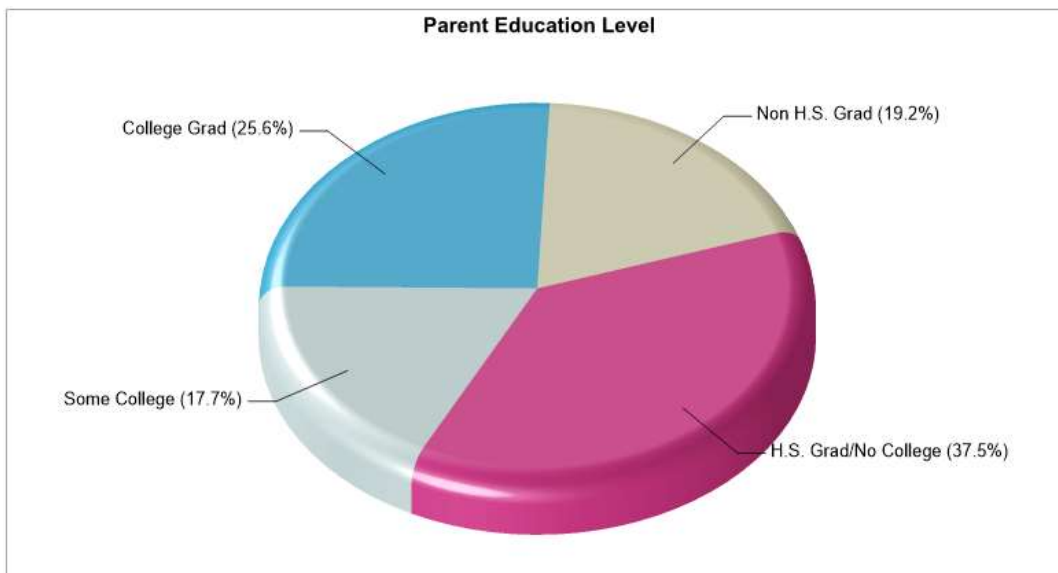
Graduates To 4-Year College: N/A
National Merit Finalists: N/A

Prepared by RE/MAX real estate

Location: Coplay, PA Household Income



Location: Coplay, PA Parent Education Level



Prepared by RE/MAX real estate



Private Schools

GOOD SHEPHERD CATHOLIC SCHOOL

1300 NEWPORT AVE, NORTHAMPTON, PA 18067

Distance from Subject: 0.8 Miles

Affiliation: Roman Catholic

Students: 280

Student/ Homeroom Ratio: N/A

School Colors: Royal

Enrollment By Grade: PK-34 K-23 1-36 2-35 3-37 4-32 5-29 6-41 7-29 8-18

Phone: (610) 262-9171

Grades: PK - 8

School Type: Regular

Gender: Coed

Student/Teacher Ratio: 16.7 to 1

Mascot: N/A

BRIDGEWAY ACADEMY

334 2ND ST, CATASAUQUA, PA 18032

Distance from Subject: 1.4 Miles

Affiliation: Christian

Students: 753

Student/ Homeroom Ratio: N/A

School Colors: N/A

Enrollment By Grade: PK-3 K-39 1-31 2-28 3-31 4-22 5-31 6-59 7-51 8-59 9-112 10-107 11-102 12-81

Phone: N/A

Grades: PK - 12

School Type: Regular

Gender: Coed

Student/Teacher Ratio: 79.3 to 1

Mascot: N/A

LEHIGH VALLEY CHRISTIAN HIGH SCHOOL

330 HOWERTOWN RD, CATASAUQUA, PA 18032

Distance from Subject: 1.4 Miles

Affiliation: Christian

Students: 131

Student/ Homeroom Ratio: N/A

School Colors: Red

Enrollment By Grade: 9-38 10-28 11-27 12-38

Phone: (610) 821-9443

Grades: 9 - 12

School Type: Regular

Gender: Coed

Student/Teacher Ratio: 10.5 to 1

Mascot: Cougars

ST STEPHENS SCHOOL

3900 MECHANICSVILLE RD, WHITEHALL, PA 18052

Distance from Subject: 1.8 Miles

Affiliation: Episcopal

Students: 18

Student/ Homeroom Ratio: N/A

School Colors: N/A

Enrollment By Grade: PK-174 K-18

Phone: N/A

Grades: PK - KG

School Type: Regular

Gender: Coed

Student/Teacher Ratio: 18.0 to 1

Mascot: N/A

LEHIGH VALLEY SDA SCHOOL

3950 MECHANICSVILLE RD, WHITEHALL, PA 18052

Distance from Subject: 2.0 Miles

Affiliation: Seventh-Day Adventist

Students: 52

Student/ Homeroom Ratio: N/A

School Colors: Navy

Enrollment By Grade: PK-7 K-9 1-10 2-5 3-4 4-8 5-3 6-7 7-3 8-3

Phone: (610) 799-2341

Grades: PK - 8

School Type: Regular

Gender: Coed

Student/Teacher Ratio: 11.3 to 1

Mascot: N/A

MANARAH ISLAMIC ACADEMY

1988 SCHADT AVE, WHITEHALL, PA 18052

Distance from Subject: 2.3 Miles

Affiliation: Islamic

Phone: N/A

Grades: PK - 5

School Type: Regular

Gender: Coed

Prepared by RE/MAX real estate



Private Schools

Students: 89
Student/ Homeroom Ratio: N/A
School Colors: N/A
Enrollment By Grade: PK-11 K-24 1-19 2-22 3-10 4-5 5-8

Student/Teacher Ratio: 7.5 to 1
Mascot: N/A

A CHILDRENS PLACE LEARNING CENTER

719 ROBLE RD, ALLENTOWN, PA 18109

Distance from Subject: 2.6 Miles

Affiliation: Unknown

Students: 14

Student/ Homeroom Ratio: N/A

School Colors: N/A

Enrollment By Grade: PK-11 K-14

Phone: N/A
Grades: PK - KG

School Type: Regular
Gender: Coed
Student/Teacher Ratio: 12.7 to 1
Mascot: N/A

ST ELIZABETH REGIONAL SCHOOL

433 PERSHING BLVD, WHITEHALL, PA 18052

Distance from Subject: 2.8 Miles

Affiliation: Roman Catholic

Students: 178

Student/ Homeroom Ratio: N/A

School Colors: Royal

Enrollment By Grade: PK-30 K-26 1-26 2-20 3-21 4-18 5-15 6-19 7-16 8-17

Phone: (610) 264-0143
Grades: PK - 8

School Type: Regular
Gender: Coed
Student/Teacher Ratio: 18.5 to 1
Mascot: N/A

THE CUDDLE ZONE LEARNING CENTER

445 ALLENTOWN DR, ALLENTOWN, PA 18109

Distance from Subject: 3.3 Miles

Affiliation: Unknown

Students: 12

Student/ Homeroom Ratio: N/A

School Colors: N/A

Enrollment By Grade: PK-104 K-12

Phone: N/A
Grades: PK - KG

School Type: Regular
Gender: Coed
Student/Teacher Ratio: 12.0 to 1
Mascot: N/A

CENTENNIAL SCHOOL LEHIGH UNIV

2196 AVENUE C, BETHLEHEM, PA 18017

Distance from Subject: 3.4 Miles

Affiliation: Unknown

Students: 69

Student/ Homeroom Ratio: N/A

School Colors: N/A

Enrollment By Grade: 1-3 2-1 3-4 4-3 5-7 6-7 7-6 8-12 9-8 10-3 11-6 12-9

Phone: N/A
Grades: 1 - 12

School Type: Regular
Gender: Coed
Student/Teacher Ratio: 3.6 to 1
Mascot: N/A

LITTLE PEOPLE DAYCARE SCHOOL

1325 FAIRMONT ST, WHITEHALL, PA 18052

Distance from Subject: 3.5 Miles

Affiliation: Unknown

Students: 13

Student/ Homeroom Ratio: N/A

School Colors: N/A

Enrollment By Grade: PK-37 K-13

Phone: (610) 776-0655
Grades: PK - KG

School Type: Regular
Gender: Coed
Student/Teacher Ratio: 13.0 to 1
Mascot: N/A

Prepared by RE/MAX real estate



Private Schools

JEWISH DAY SCHOOL OF THE LEHIGH VALLEY

2313 W PENNSYLVANIA ST, ALLENTOWN, PA 18104

Distance from Subject: 4.2 Miles

Affiliation: Jewish

Students: 71

Student/ Homeroom Ratio: N/A

School Colors: Royal

Enrollment By Grade: PK-15 K-12 1-11 2-13 3-9 4-4 5-9 6-3 7-6 8-4

Phone: (610) 437-0721

Grades: PK - 8

School Type: Regular

Gender: Coed

Student/Teacher Ratio: 5.9 to 1

Mascot: N/A

LIFE ACADEMY

855 N MAXWELL ST, ALLENTOWN, PA 18109

Distance from Subject: 4.2 Miles

Affiliation: Christian

Students: 66

Student/ Homeroom Ratio: N/A

School Colors: N/A

Enrollment By Grade: K-21 1-11 2-13 3-4 4-9 5-8

Phone: (610) 434-0703

Grades: KG - 5

School Type: Regular

Gender: Coed

Student/Teacher Ratio: 9.6 to 1

Mascot: N/A

SACRED HEART SCHOOL

325 N 4TH ST, ALLENTOWN, PA 18102

Distance from Subject: 4.2 Miles

Affiliation: Roman Catholic

Students: 290

Student/ Homeroom Ratio: N/A

School Colors: Maroon

Enrollment By Grade: PK-21 K-45 1-32 2-31 3-27 4-31 5-32 6-30 7-32 8-30

Phone: (610) 437-3031

Grades: PK - 8

School Type: Regular

Gender: Coed

Student/Teacher Ratio: 26.4 to 1

Mascot: Tigers

CENTRAL CATHOLIC HIGH SCHOOL

301 N 4TH ST, ALLENTOWN, PA 18102

Distance from Subject: 4.3 Miles

Affiliation: Roman Catholic

Students: 766

Student/ Homeroom Ratio: N/A

School Colors: Gold

Enrollment By Grade: 9-196 10-165 11-193 12-212

Phone: (610) 437-4601

Grades: 9 - 12

School Type: Regular

Gender: Coed

Student/Teacher Ratio: 14.5 to 1

Mascot: Vikings

CHESTERBROOK ACADEMY

1550 VALLEY CENTER PKWY # 200, BETHLEHEM, PA 18017

Distance from Subject: 4.3 Miles

Affiliation: Unknown

Students: 16

Student/ Homeroom Ratio: N/A

School Colors: N/A

Enrollment By Grade: PK-48 K-4

Phone: (610) 974-9100

Grades: PK - 4

School Type: Regular

Gender: Coed

Student/Teacher Ratio: 16.0 to 1

Mascot: N/A

COVENANT CHRISTIAN ACADEMY OF THE LEE HI

1414 PENNSYLVANIA AVE, BETHLEHEM, PA 18018

Distance from Subject: 4.3 Miles

Affiliation: Christian

Students: 41

Phone: (610) 868-7302

Grades: KG - 8

School Type: Regular

Gender: Coed

Student/Teacher Ratio: 6.5 to 1

Prepared by RE/MAX real estate



Private Schools

Student/ Homeroom Ratio: N/A
School Colors: Maroon
Enrollment By Grade: K-10 1-5 2-8 3-4 4-4 5-2 6-3 7-2 8-3
Mascot: Warriors

OUR LADY HELP OF CHRISTIANS SCHOOL

934 HANOVER AVE, ALLENTOWN, PA 18109

Distance from Subject: 4.3 Miles

Affiliation: Roman Catholic

Students: 158

Student/ Homeroom Ratio: N/A

School Colors: Royal

Enrollment By Grade: PK-21 K-23 1-14 2-19 3-13 4-15 5-12 6-21 7-26 8-15

Phone: (610) 433-1592

Grades: PK - 8

School Type: Regular

Gender: Coed

Student/Teacher Ratio: 15.2 to 1

Mascot: N/A

NOTRE DAME OF BETHLEHEM SCHOOL

1835 CATASAUQUA RD, BETHLEHEM, PA 18018

Distance from Subject: 4.4 Miles

Affiliation: Roman Catholic

Students: 348

Student/ Homeroom Ratio: N/A

School Colors: Royal

Enrollment By Grade: PK-55 K-35 1-35 2-46 3-33 4-34 5-43 6-36 7-47 8-39

Phone: (610) 866-2231

Grades: PK - 8

School Type: Regular

Gender: Coed

Student/Teacher Ratio: 16.1 to 1

Mascot: N/A

LIFESPAN SCHOOL & DAYCARE

1651 N CEDAR CREST BLVD STE 103, ALLENTOWN, PA 18104

Distance from Subject: 4.4 Miles

Affiliation: Unknown

Students: 12

Student/ Homeroom Ratio: N/A

School Colors: N/A

Enrollment By Grade: K-12

Phone: (610) 435-7833

Grades: KG - KG

School Type: Regular

Gender: Coed

Student/Teacher Ratio: 12.0 to 1

Mascot: N/A

Prepared by RE/MAX real estate



Housing Information

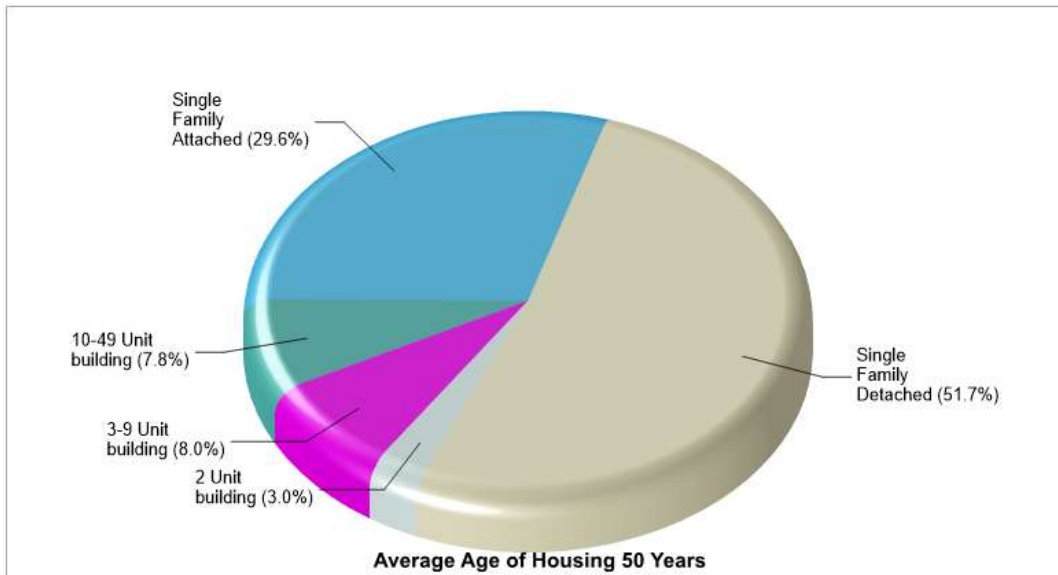


Coplay

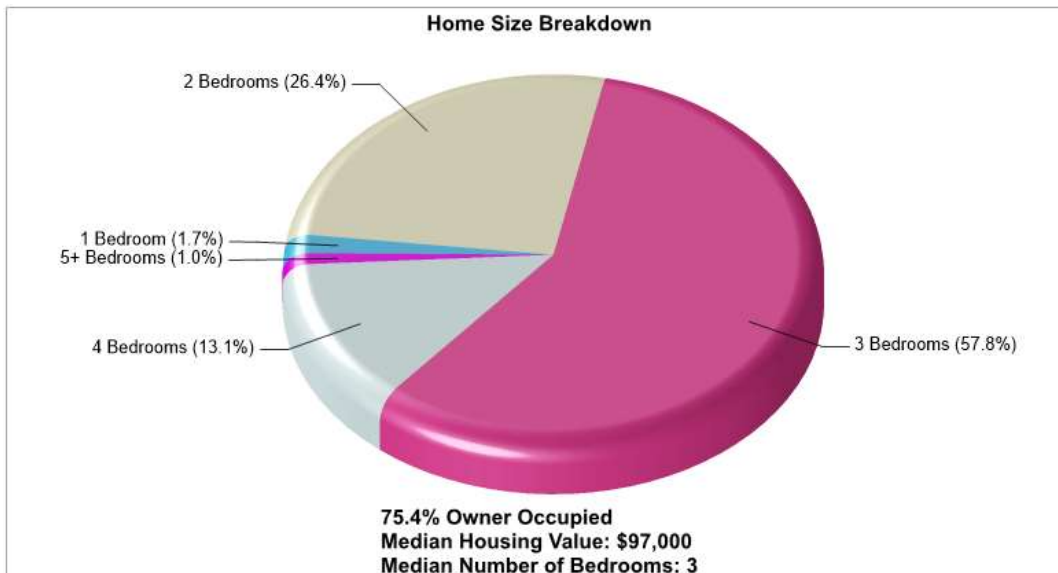
Prepared by RE/MAX real estate



Location: Coplay, PA City/Area Housing Characteristics



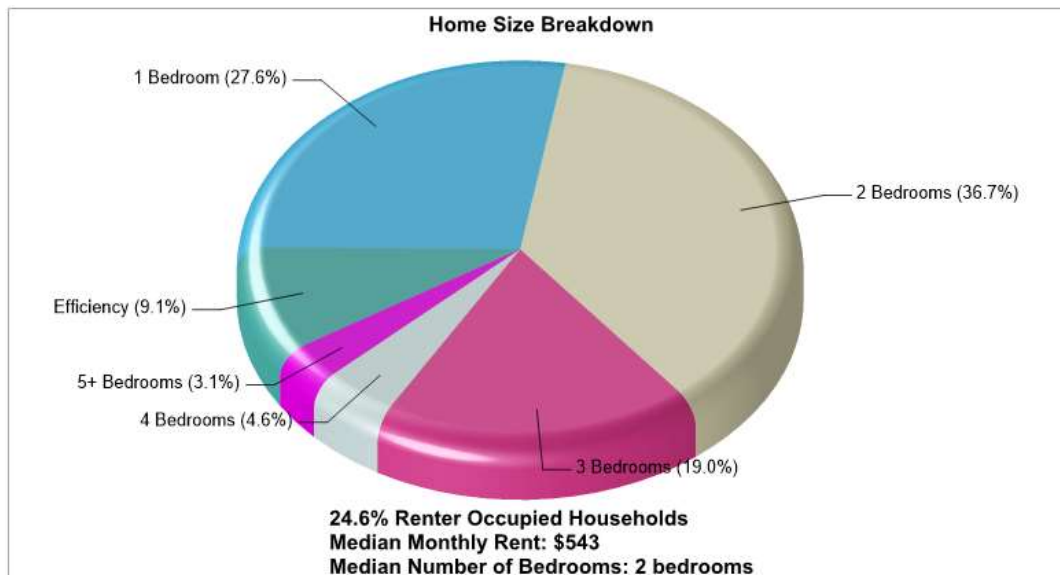
Location: Coplay, PA City/Area Home Ownership



Prepared by RE/MAX real estate



Location: Coplay, PA City/Area Rental



Prepared by RE/MAX real estate



Recent Home Sales



Location: Coplay, PA
Home Sales Pricing Pattern

Prepared by RE/MAX real estate



Crime Information

Coplay

Prepared by RE/MAX real estate

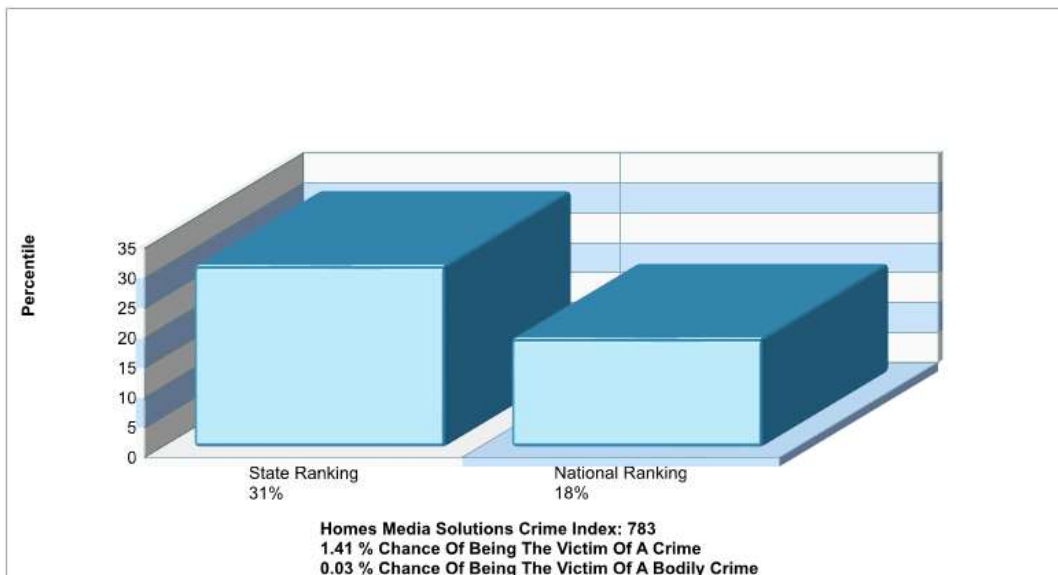


© Homes Media Solutions

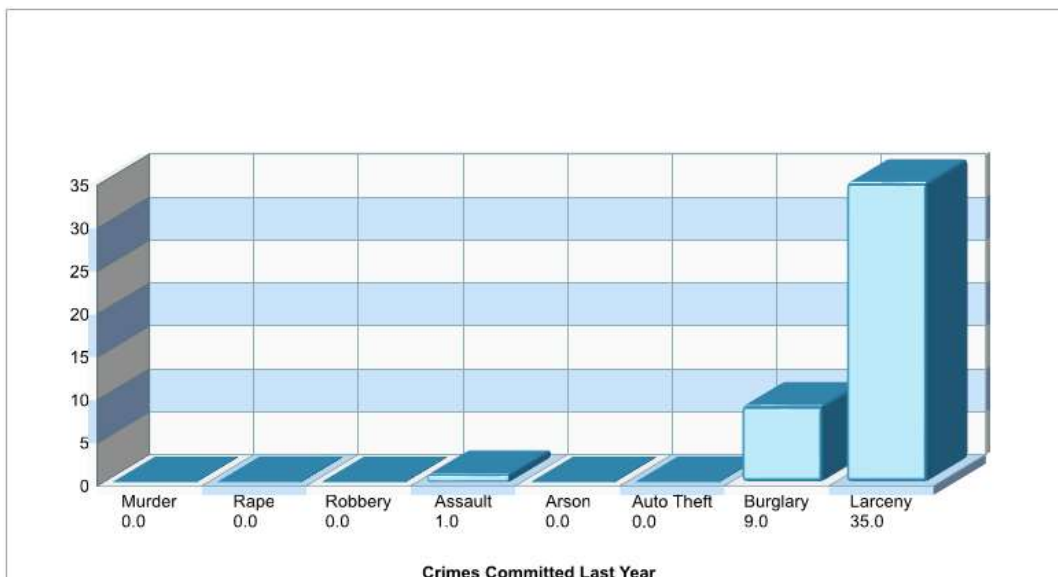
The accuracy of all information is deemed reliable, but is not guaranteed.



Location: Coplay, PA City/Area Crime Index



Location: Coplay, PA City/Area Crime Incidents



Prepared by RE/MAX real estate



Climate Information



Coplay

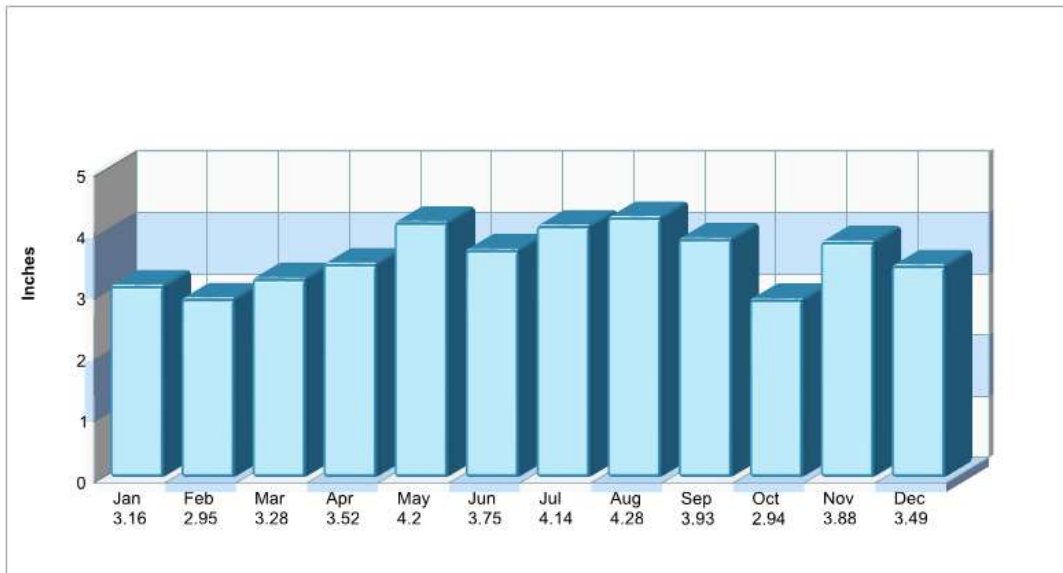
Prepared by RE/MAX real estate



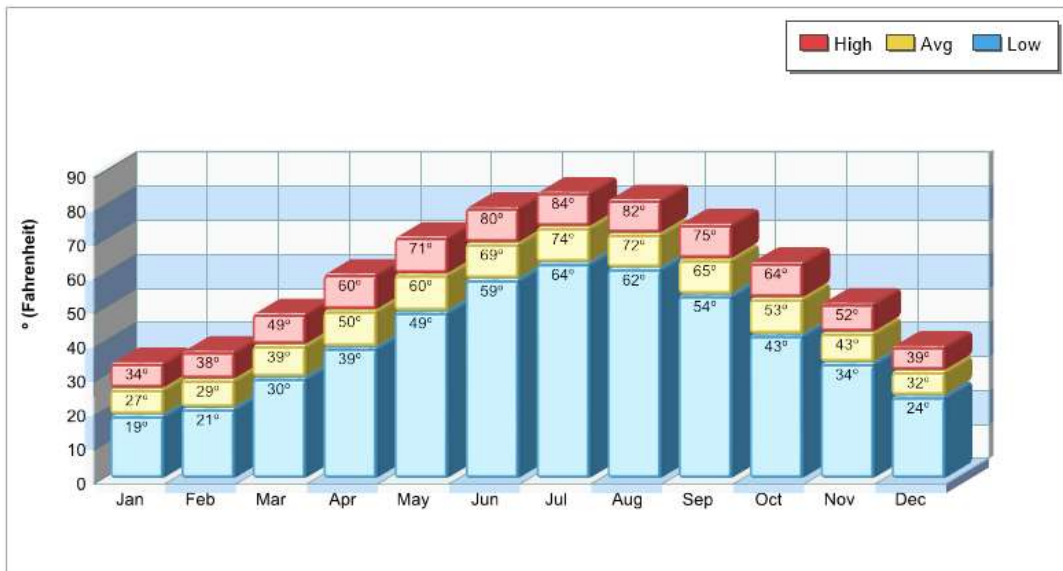
© Homes Media Solutions

The accuracy of all information is deemed reliable, but is not guaranteed.

Average Precipitation Measured at ALLENTOWN AIRPORT (elevation: 388ft.)



Temperature Measured at ALLENTOWN AIRPORT (elevation: 388ft.)



Prepared by RE/MAX real estate



Houses of Worship



Coplay

Prepared by RE/MAX real estate



© Homes Media Solutions

The accuracy of all information is deemed reliable, but is not guaranteed.



Houses of Worship

ST JOHN'S LUTHERAN CHURCH	Phone: 6102626171
18 S 3RD ST Coplay, PA 18037	Distance from Subject: 0.31 miles
Denomination: Lutheran Churches	

ST PETER'S R C CHURCH	Phone: 6102622417
4 S 5TH ST Coplay, PA 18037	Distance from Subject: 0.34 miles
Denomination: Catholic Churches	

TRINITY UNITED CHURCH OF CHRST	Phone: 6102628933
3RD & COPLAY Coplay, PA 18037	Distance from Subject: 0.34 miles
Denomination: Churches of Christ	

FIRST PRESBY CHRCH HOKENDAUQUA	Phone: 6102649693
3005 S FRONT ST Whitehall, PA 18052	Distance from Subject: 0.50 miles
Denomination: Presbyterian Churches	

JEHOVAH'S WITNESSES KINGDOM	Phone: 6102612161
17 E 4th St Northampton, PA 18067	Distance from Subject: 0.58 miles
Denomination: Churches, Denomination Unknown	

ST MICHAELS ROMAN CATH CHRCH	Phone: 6102612133
829 MAIN ST Northampton, PA 18067	Distance from Subject: 0.60 miles
Denomination: Catholic Churches	

ST ANDREWS'S AUDITORIUM	Phone: 6102645226
3RD & EUGENE Catasauqua, PA 18032	Distance from Subject: 0.65 miles
Denomination: Churches, Denomination Unknown	

GRACE BAPTIST CHURCH	Phone: 6102669530
3341 LEHIGH ST Hokendauqua, PA 18052	Distance from Subject: 0.70 miles
Denomination: Baptist Churches	

ST JOHN THE BAPTIST RECTORY	Phone: 6102622260
3024 S Ruch St Whitehall, PA 18052	Distance from Subject: 0.71 miles
Denomination: Baptist Churches	

GRACE UNITED CHURCH OF CHRIST	Phone: 6102627186
9TH & LINCOLN STS Northampton, PA 18067	Distance from Subject: 0.73 miles
Denomination: Churches of Christ	

ASSMPTN VIRGIN MARY UKRANIAN	Phone: 6102622882
1301 NEWPORT AVE Northampton, PA 18067	Distance from Subject: 0.84 miles
Denomination: Greek Orthodox Churches	

OUR LADY OF HUNGARY CONVENT	Phone: 6102622427
1314 Newport Ave Northampton, PA 18067	Distance from Subject: 0.84 miles

Prepared by RE/MAX real estate



Houses of Worship

Denomination: Churches, Denomination Unknown

OUR LADY OF HUNGARY CHURCH

1324 NEWPORT AVE Northampton, PA 18067

Denomination: Churches, Denomination Unknown

Phone: 6102622227

Distance from Subject: 0.86 miles

ST JOHN BAPT UKRANIAN CHRCH

1343 NEWPORT AVE Northampton, PA 18067

Denomination: Baptist Churches

Phone: 6102624104

Distance from Subject: 0.91 miles

HOLY TRINITY ORTHODOX CHURCH

1021 5TH ST Catasauqua, PA 18032

Denomination: Greek Orthodox Churches

Phone: 6102640822

Distance from Subject: 1.01 miles

BETHANY BIBLE FELLOWSHIP CHRCH

3300 7TH ST Whitehall, PA 18052

Denomination: Churches, Denomination Unknown

Phone: 6104348661

Distance from Subject: 1.05 miles

MAR ELIAS EASTERN ORTHODOX CHR

429 Walnut St Catasauqua, PA 18032

Denomination: Greek Orthodox Churches

Phone: 6102660265

Distance from Subject: 1.10 miles

GRACE UNITED METHODIST CHURCH

5TH & WALNUT Catasauqua, PA 18032

Denomination: Methodist Churches

Phone: 6102669213

Distance from Subject: 1.11 miles

HOLY TRINITY MEML LUTH CHRCH

4TH & PINE Catasauqua, PA 18032

Denomination: Lutheran Churches

Phone: 6102642641

Distance from Subject: 1.16 miles

PRESBYTERIAN CHURCH

2ND & PINE Catasauqua, PA 18032

Denomination: Presbyterian Churches

Phone: 6102642595

Distance from Subject: 1.17 miles

Prepared by RE/MAX real estate





County Facts

Coplay

Prepared by RE/MAX real estate

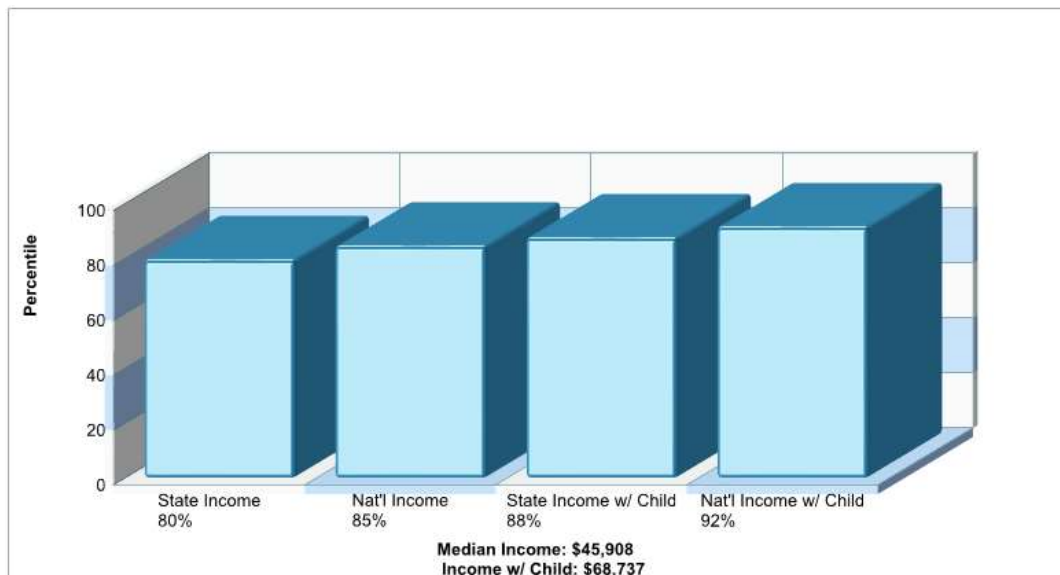


© Homes Media Solutions

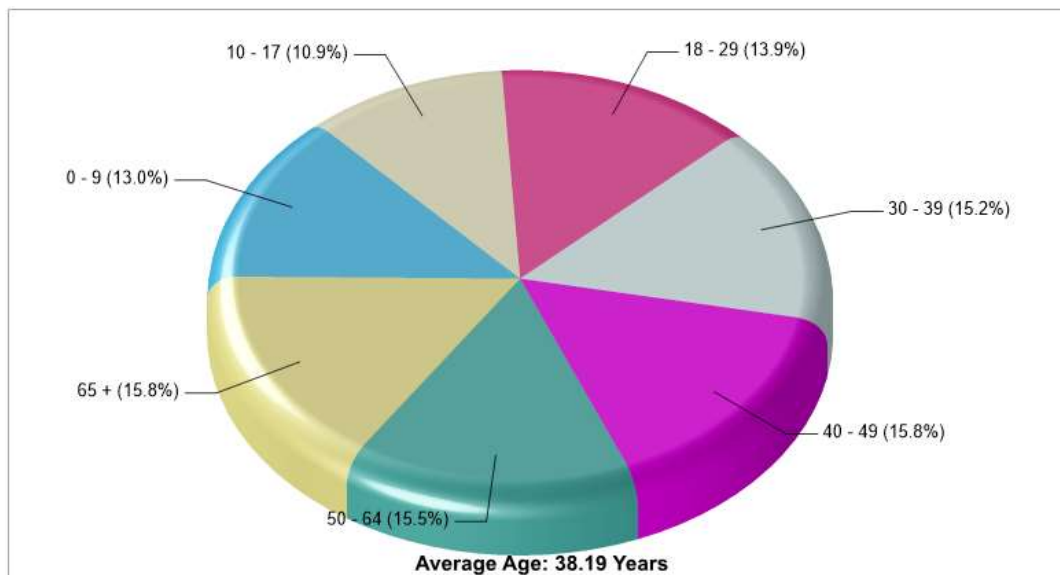
The accuracy of all information is deemed reliable, but is not guaranteed.



Location: Coplay, PA County Income

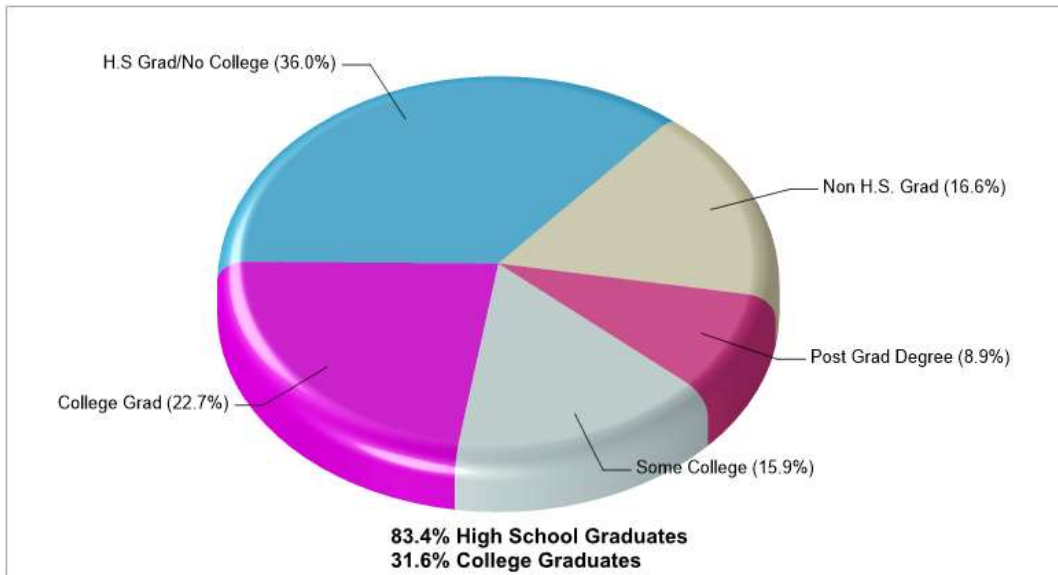


Location: Coplay, PA County Age Breakdown

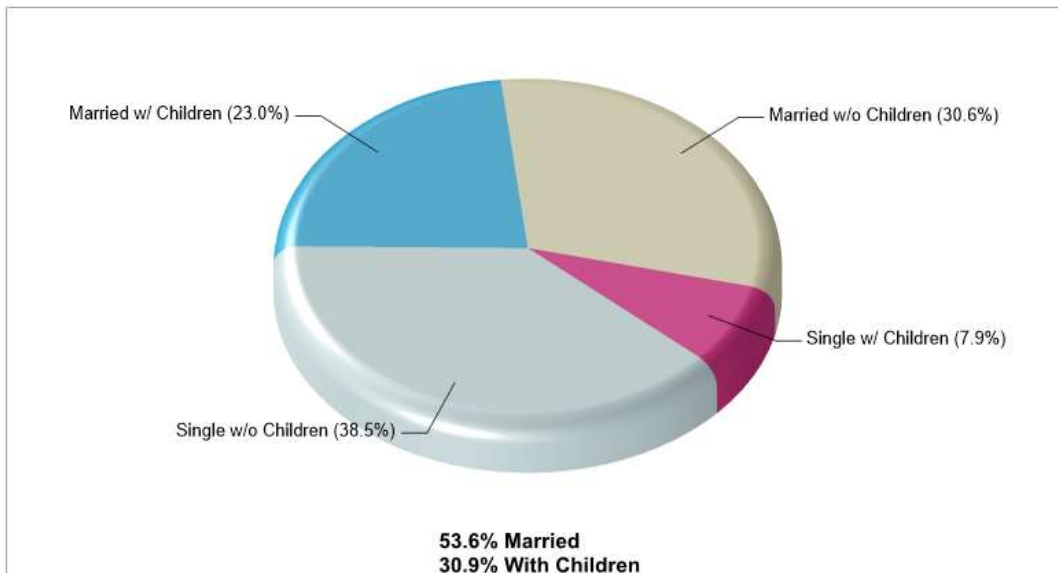


Prepared by RE/MAX real estate

Location: Coplay, PA County Adult Education Level



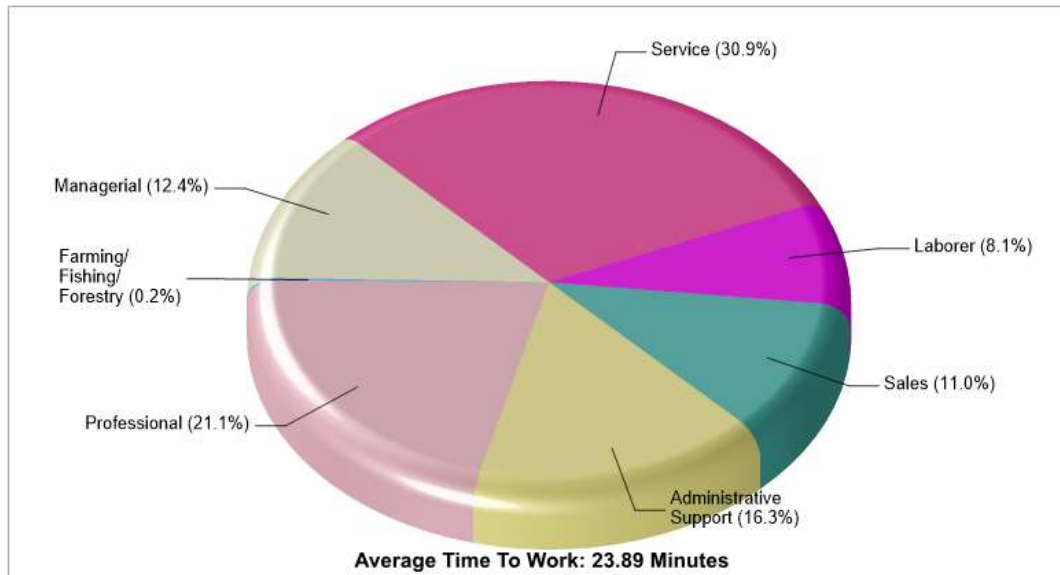
Location: Coplay, PA County Household Characteristics



Prepared by RE/MAX real estate



Location: Coplay, PA County Employment



Prepared by RE/MAX real estate



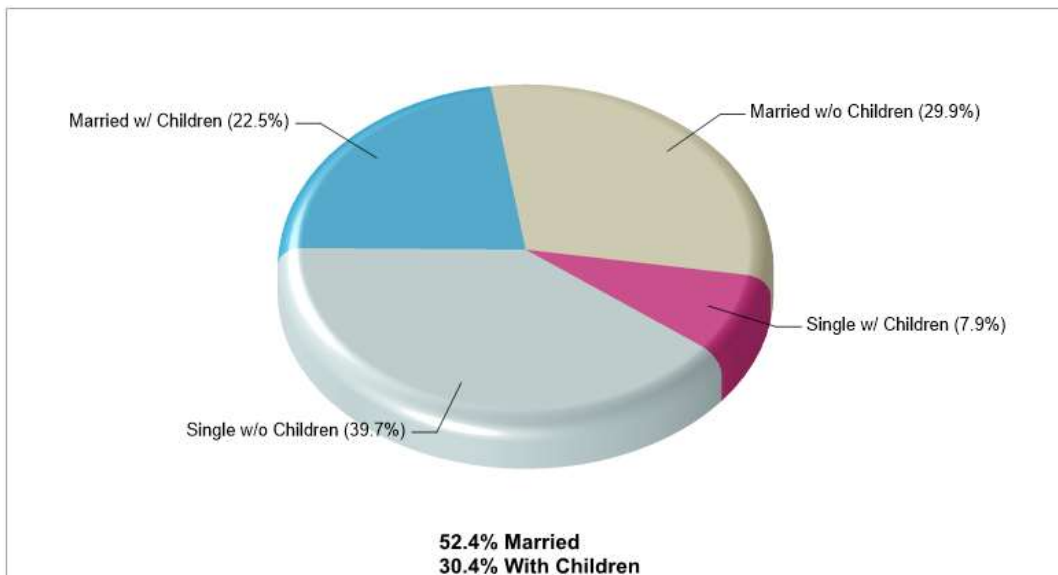
State Facts



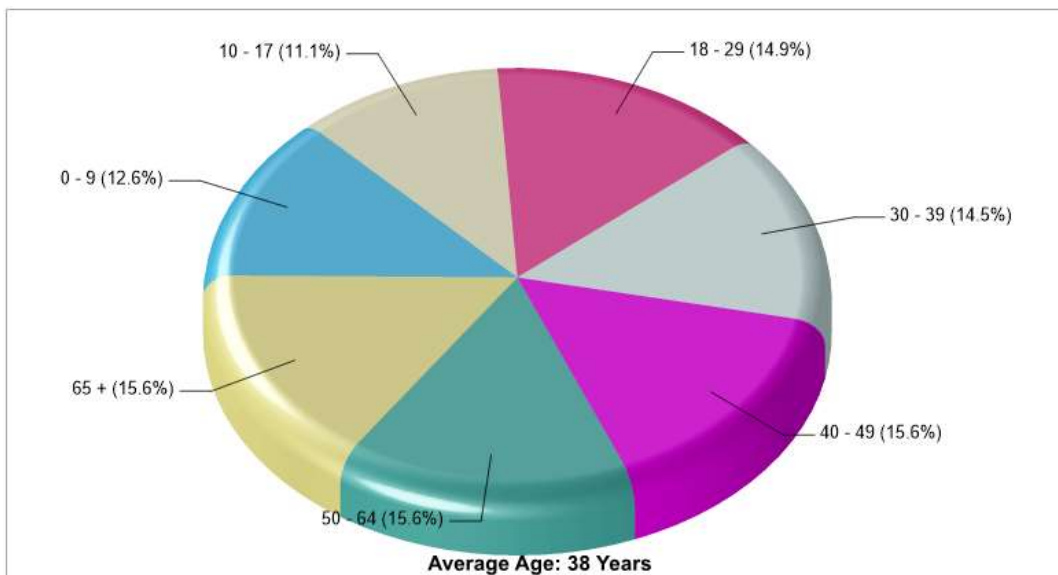
Coplay

Prepared by RE/MAX real estate

Location: Coplay, PA State Household Characteristics

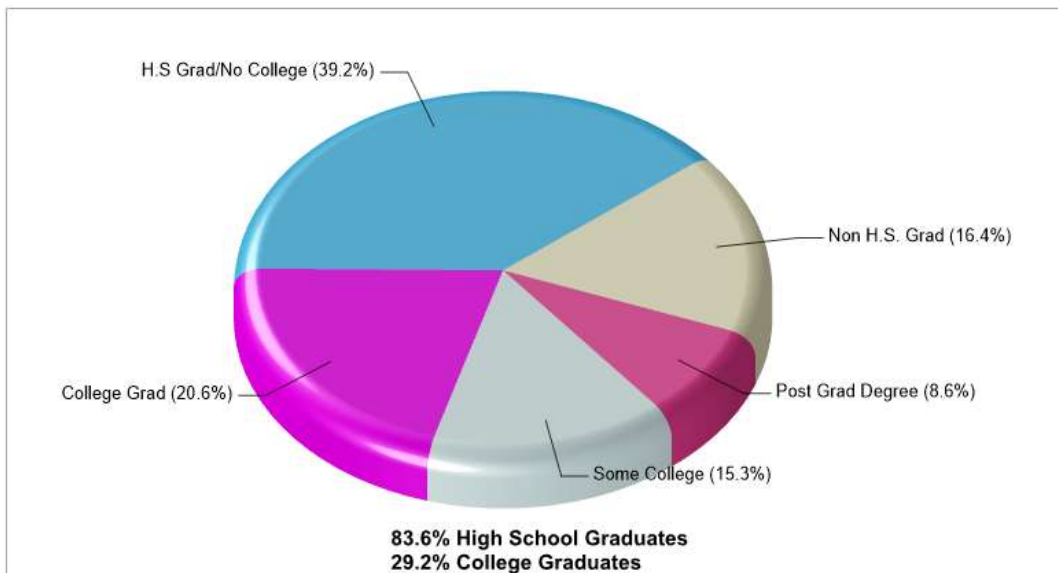


Location: Coplay, PA State Age Breakdown

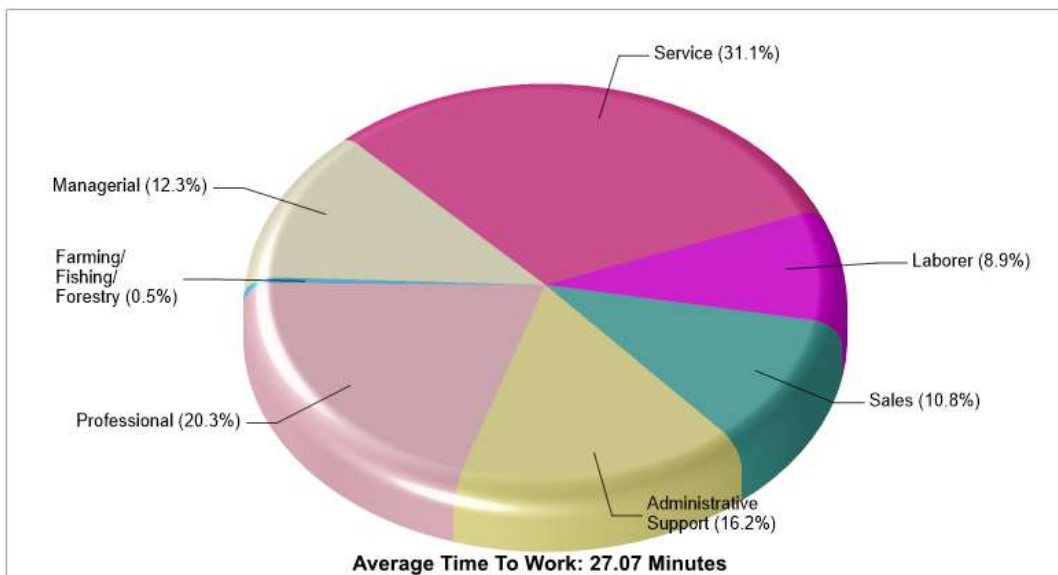


Prepared by RE/MAX real estate

Location: Coplay, PA State Adult Education Level



Location: Coplay, PA State Employment



Prepared by RE/MAX real estate