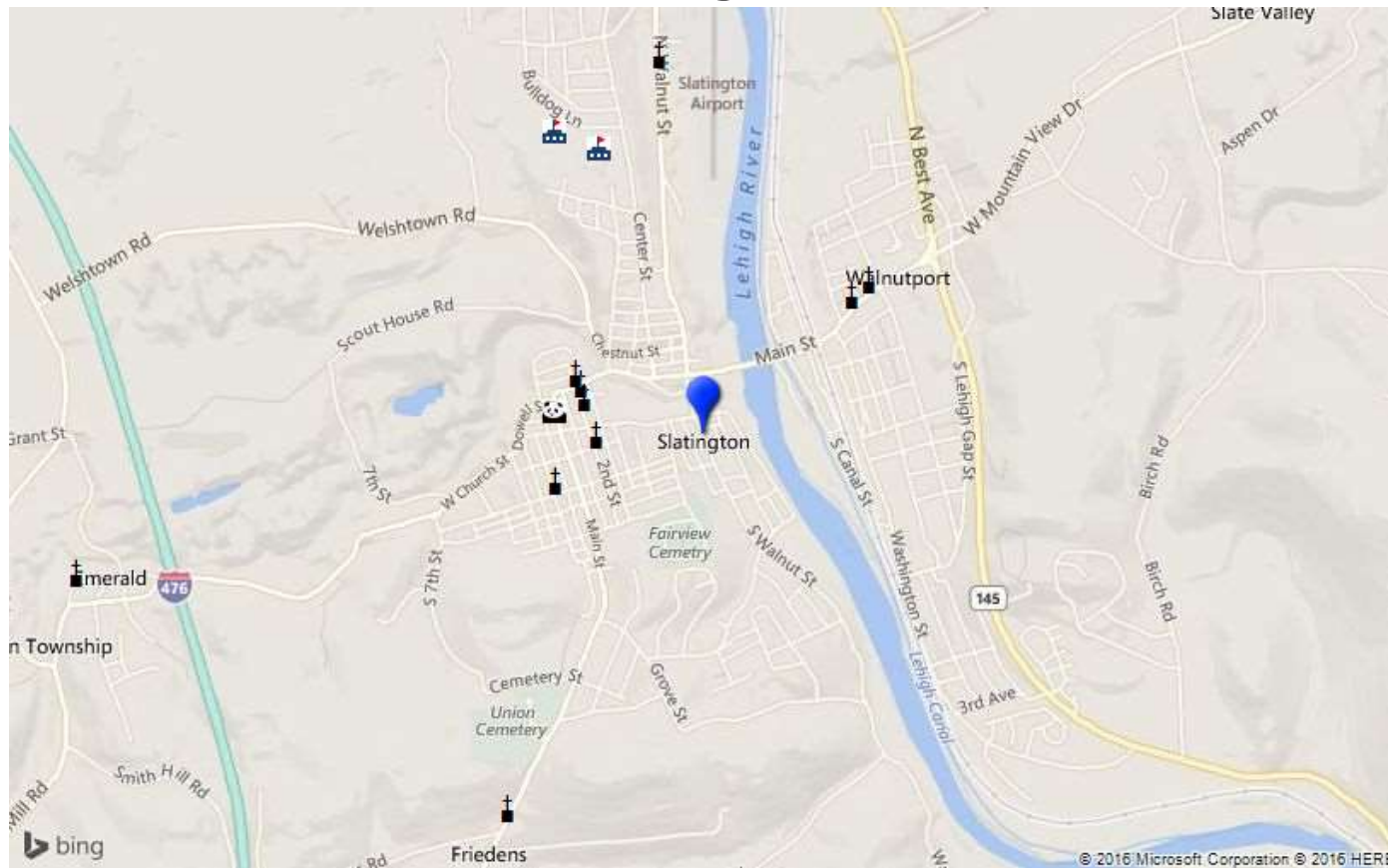




Slatington



Prepared by RE/MAX real estate



© Homes Media Solutions

The accuracy of all information is deemed reliable, but is not guaranteed.



Neighborhood Facts



Slatington

Prepared by RE/MAX real estate

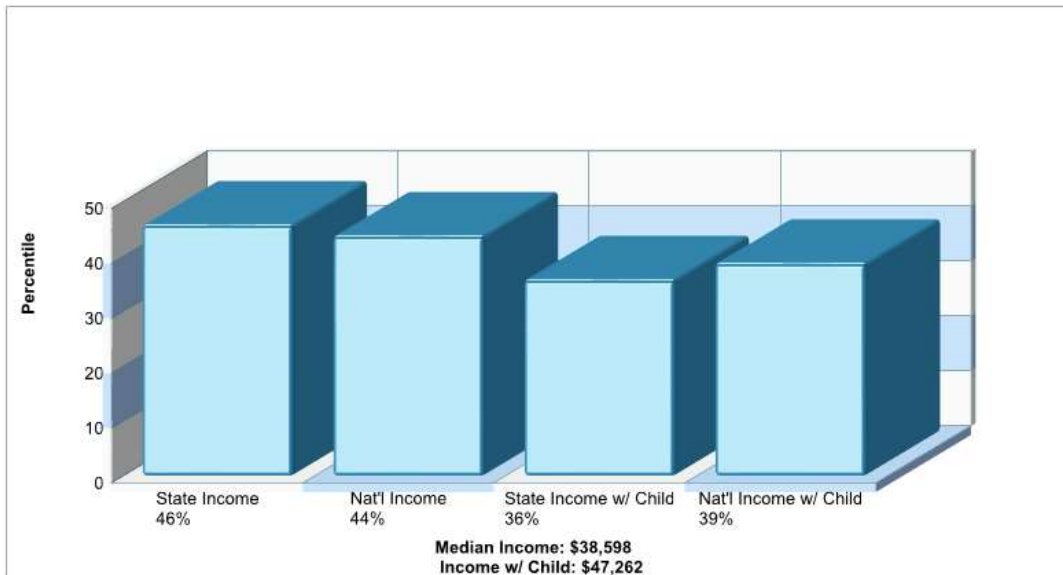


© Homes Media Solutions

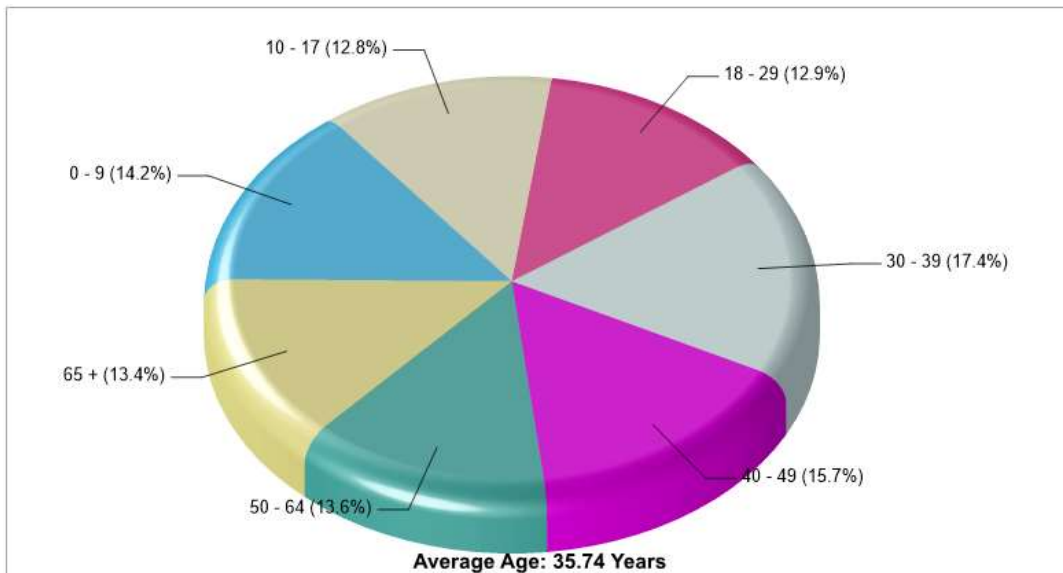
The accuracy of all information is deemed reliable, but is not guaranteed.



Location: Slatington, PA Neighborhood Income



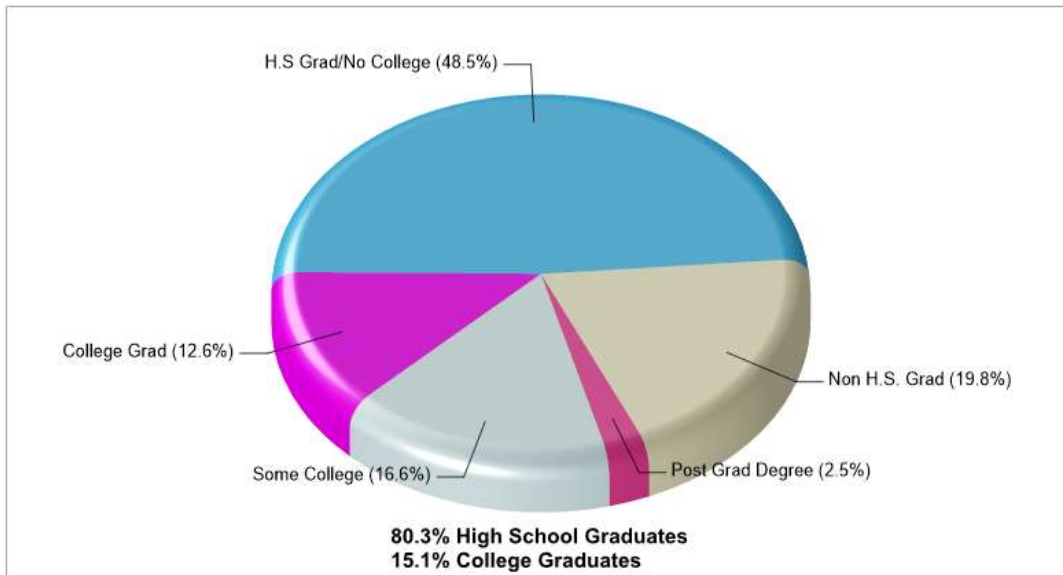
Location: Slatington, PA Neighborhood Age Breakdown



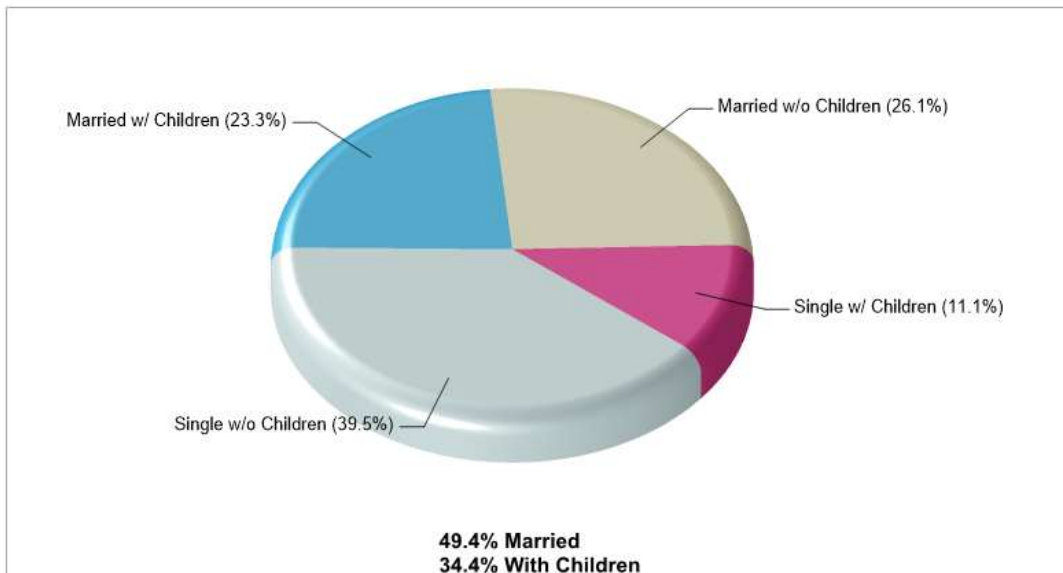
Prepared by RE/MAX real estate



Location: Slatington, PA Neighborhood Adult Education Level



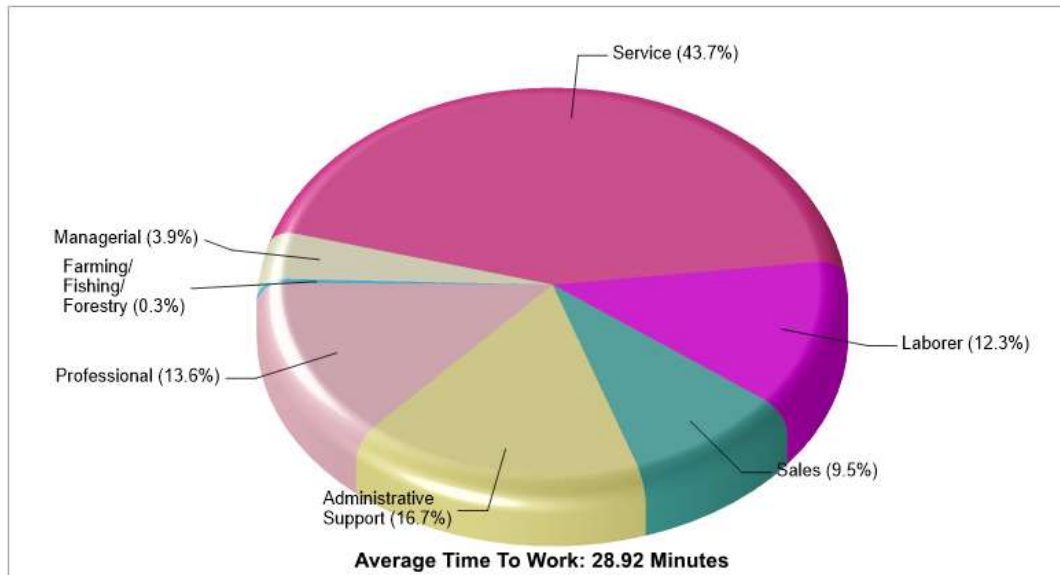
Location: Slatington, PA Neighborhood Household Characteristics



Prepared by RE/MAX real estate



Location: Slatington, PA Neighborhood Employment



Prepared by RE/MAX real estate



Area Facts



Slatington

Prepared by RE/MAX real estate

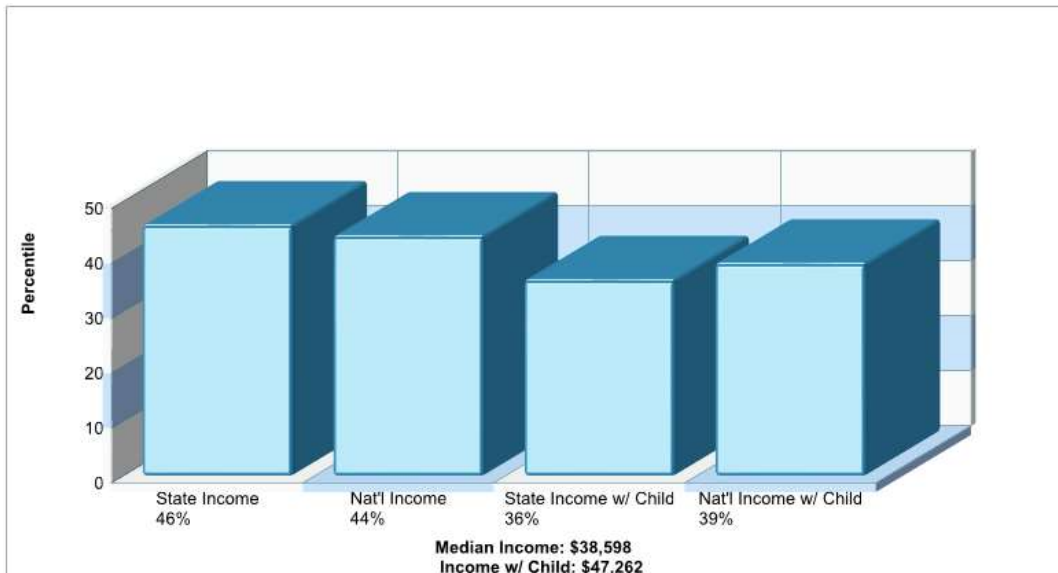


© Homes Media Solutions

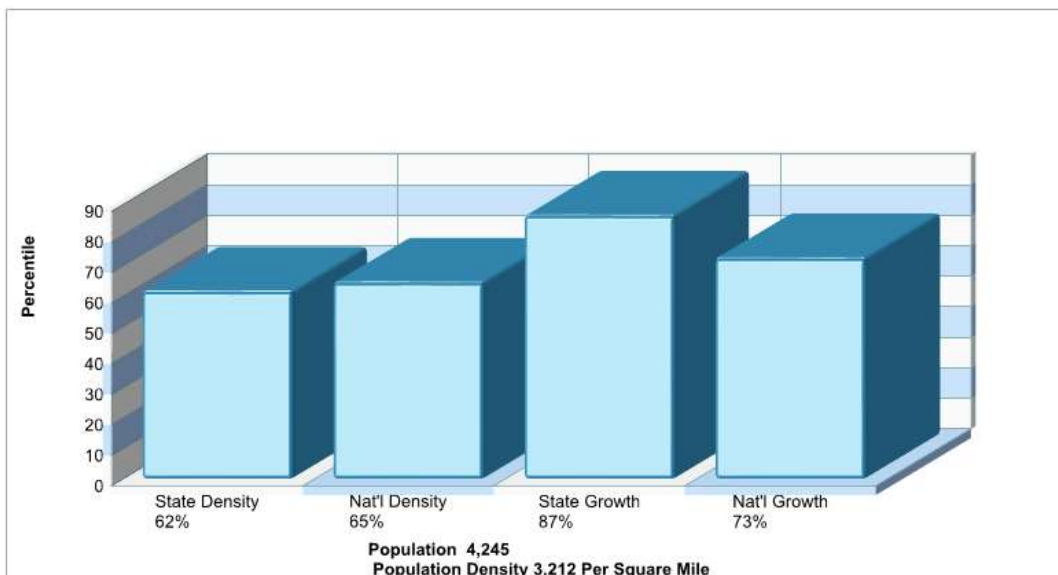
The accuracy of all information is deemed reliable, but is not guaranteed.



Location: Slatington, PA City/Area Income



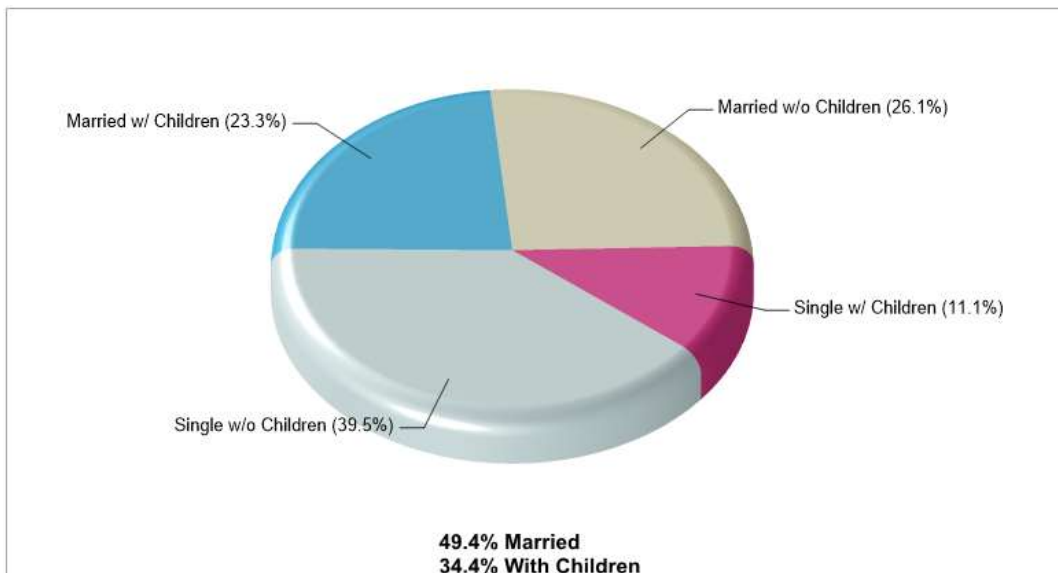
Location: Slatington, PA City/Area Population



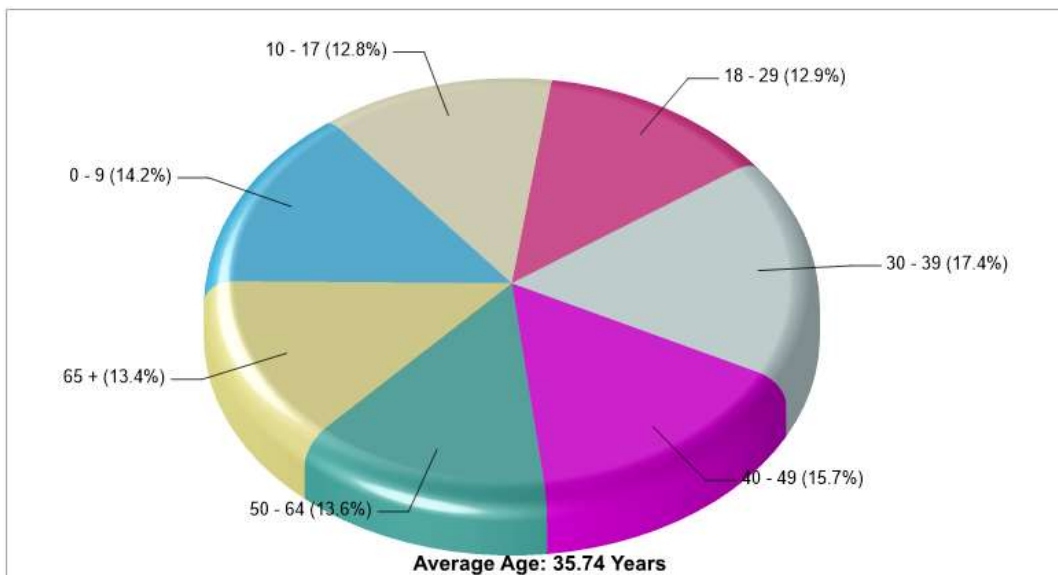
Prepared by RE/MAX real estate



Location: Slatington, PA City/Area Household Characteristics



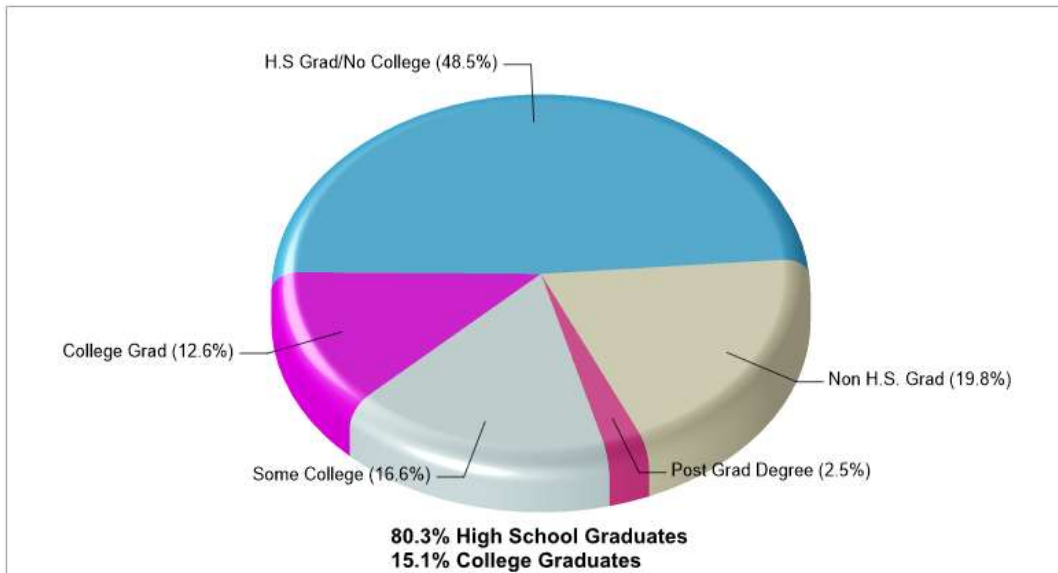
Location: Slatington, PA City/Area Age Breakdown



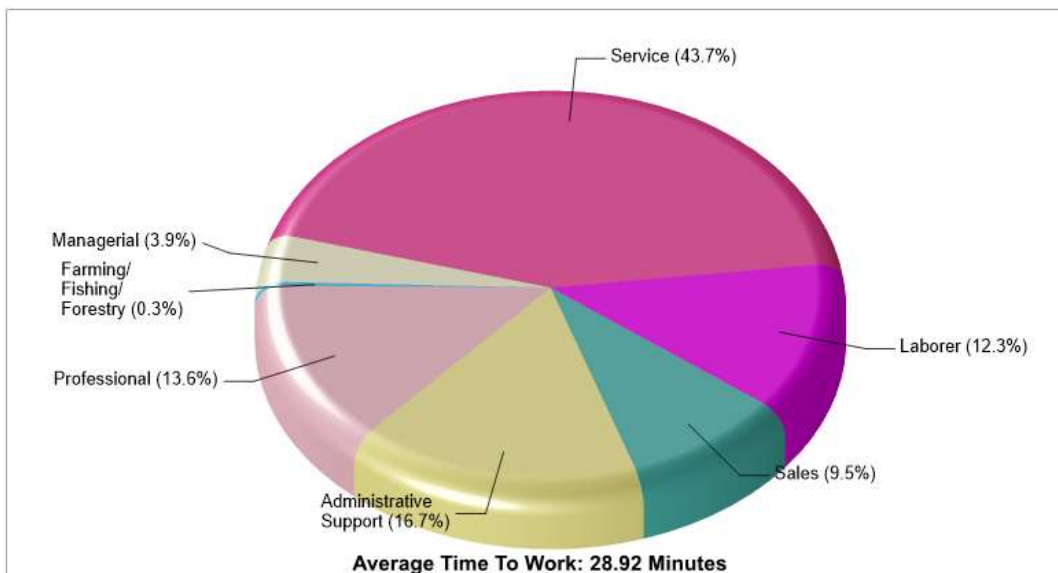
Prepared by RE/MAX real estate



Location: Slatington, PA City/Area Adult Education Level



Location: Slatington, PA City/Area Employment



Prepared by RE/MAX real estate



School Information



Slatington

Prepared by RE/MAX real estate



© Homes Media Solutions

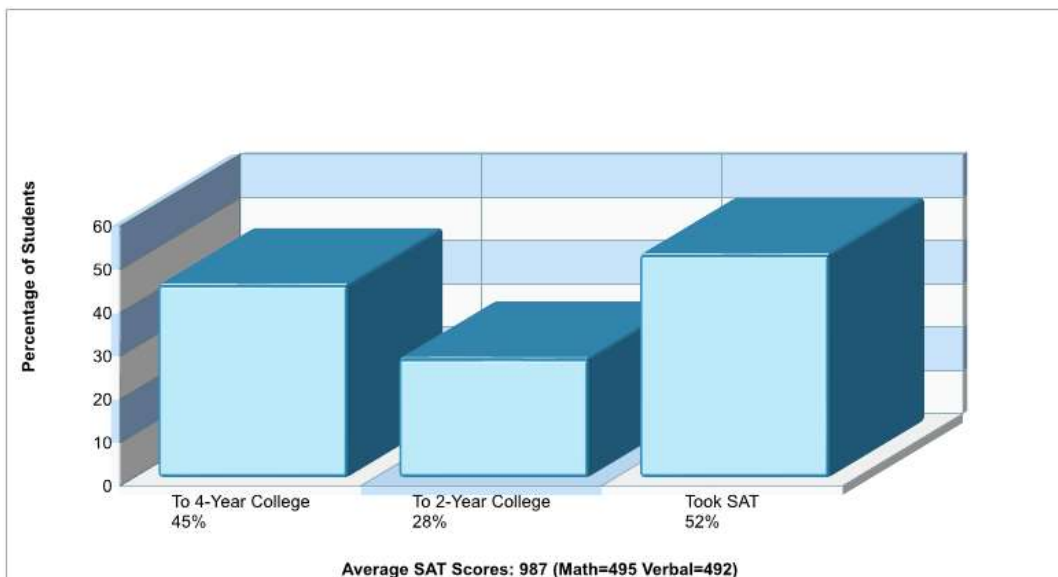
The accuracy of all information is deemed reliable, but is not guaranteed.



Location: Slatington, PA Student Enrollment By Grade

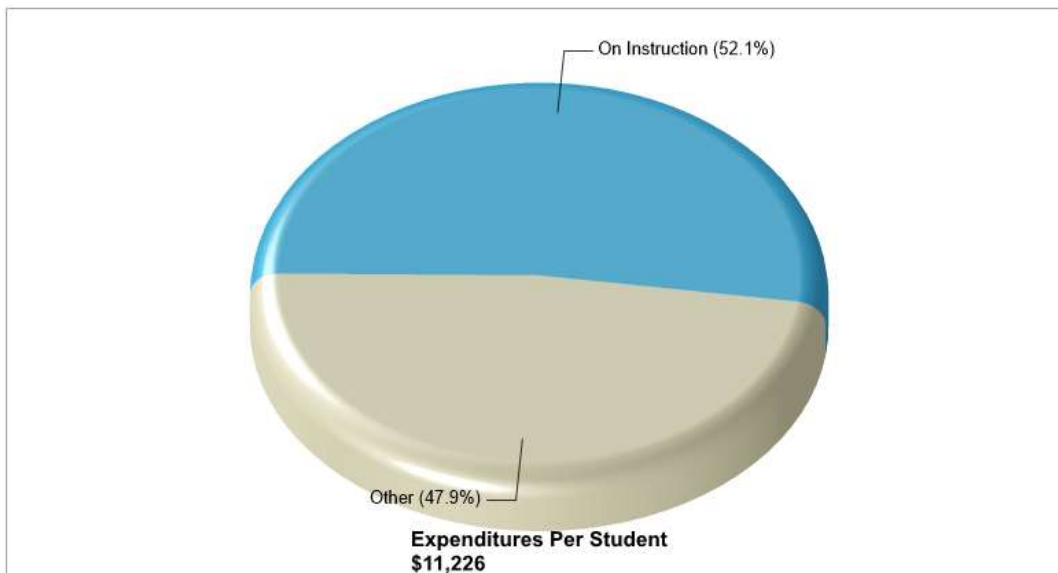


Location: Slatington, PA High School Statistics

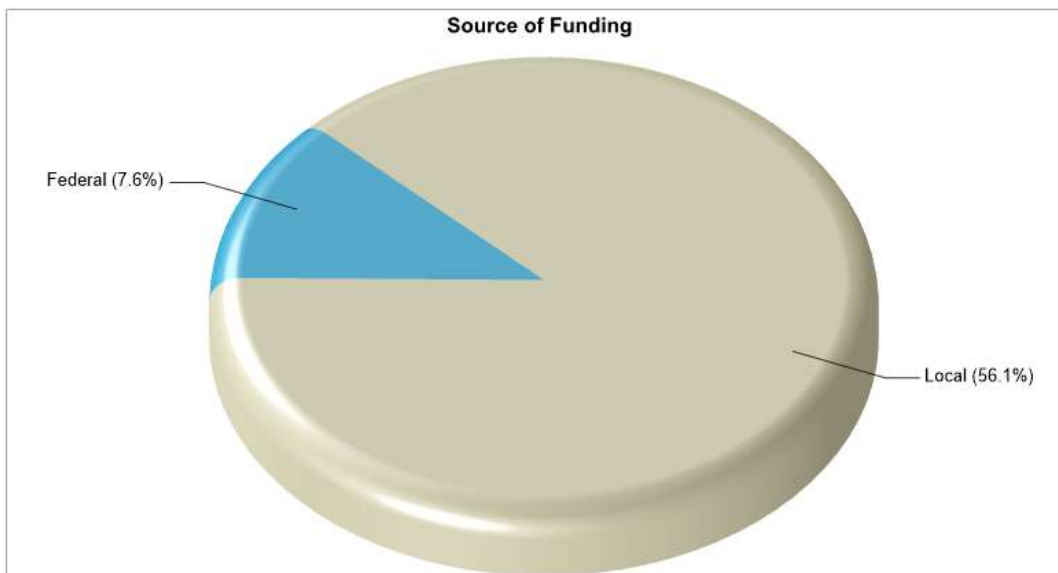


Prepared by RE/MAX real estate

Location: Slatington, PA School Expenditures



Location: Slatington, PA School Funding



Prepared by RE/MAX real estate



Public Schools for District

NORTHERN LEHIGH MS

600 DIAMOND ST, SLATINGTON, PA 18080

Phone: (610)767-9812

Grades: 07 - 08

Distance from Subject: 0.8 Miles
 Student/Teacher Ratio: 12.4 to 1
 Mascot: Bulldogs
 Average SAT: N/A
 Students Taking SAT: N/A
 Average ACT: N/A
 Students Taking ACT: N/A
 Enrollment By Grade: 7-128 8-145

School Type: Regular
 Students/Teachers: 273/22
 School Colors : Royal
 Graduates To 2-Year College: N/A
 Graduates To 4-Year College: N/A
 National Merit Finalists: N/A

NORTHERN LEHIGH SHS

1 BULLDOG LN, SLATINGTON, PA 18080

Phone: (610)767-9832

Grades: 09 - 12

Distance from Subject: 0.9 Miles
 Student/Teacher Ratio: 14.3 to 1
 Mascot: Bulldogs
 Average SAT: 987(Math 495 Verbal 492)
 Students Taking SAT: 52%
 Average ACT: N/A
 Students Taking ACT: N/A
 Enrollment By Grade: 9-130 10-149 11-158 12-148

School Type: Regular
 Students/Teachers: 587/41
 School Colors : Royal
 Graduates To 2-Year College: 28%
 Graduates To 4-Year College: 45%
 National Merit Finalists: 1

SLATINGTON EL SCH

1201 SHADOW OAKS LN, SLATINGTON, PA 18080

Phone: (610)767-9821

Grades: 03 - 06

Distance from Subject: 1.2 Miles
 Student/Teacher Ratio: 15.2 to 1
 Mascot: Bulldogs
 Average SAT: N/A
 Students Taking SAT: N/A
 Average ACT: N/A
 Students Taking ACT: N/A
 Enrollment By Grade: K-1 3-137 4-124 5-145 6-142

School Type: Regular
 Students/Teachers: 549/36
 School Colors : Navy
 Graduates To 2-Year College: N/A
 Graduates To 4-Year College: N/A
 National Merit Finalists: N/A

PETERS EL SCH

4055 FRIEDENS RD, SLATINGTON, PA 18080

Phone: (610)767-9827

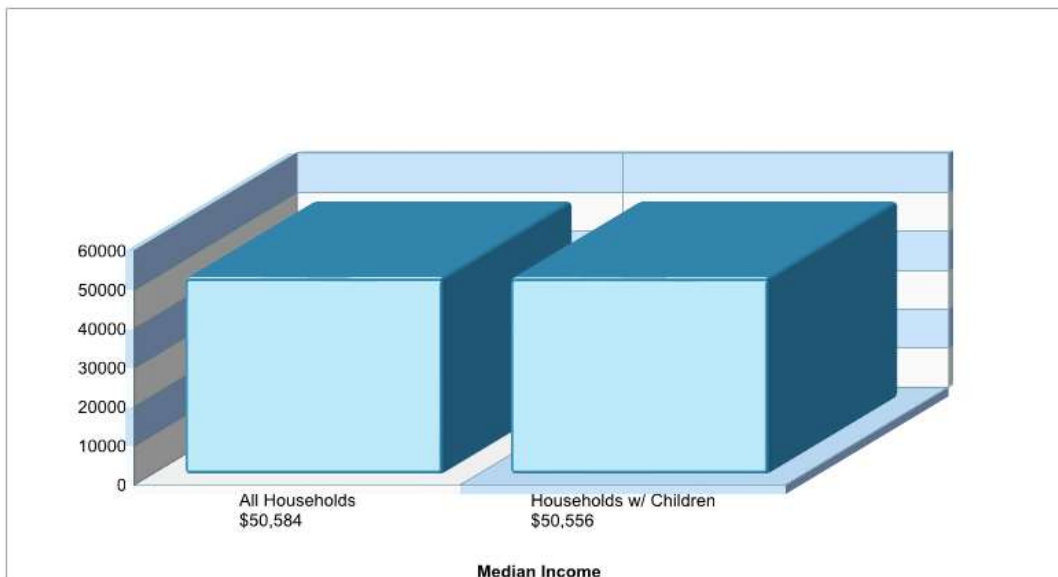
Grades: KG - 02

Distance from Subject: 2.6 Miles
 Student/Teacher Ratio: 14.2 to 1
 Mascot: Bulldogs
 Average SAT: N/A
 Students Taking SAT: N/A
 Average ACT: N/A
 Students Taking ACT: N/A
 Enrollment By Grade: PK-30 K-111 1-129 2-114

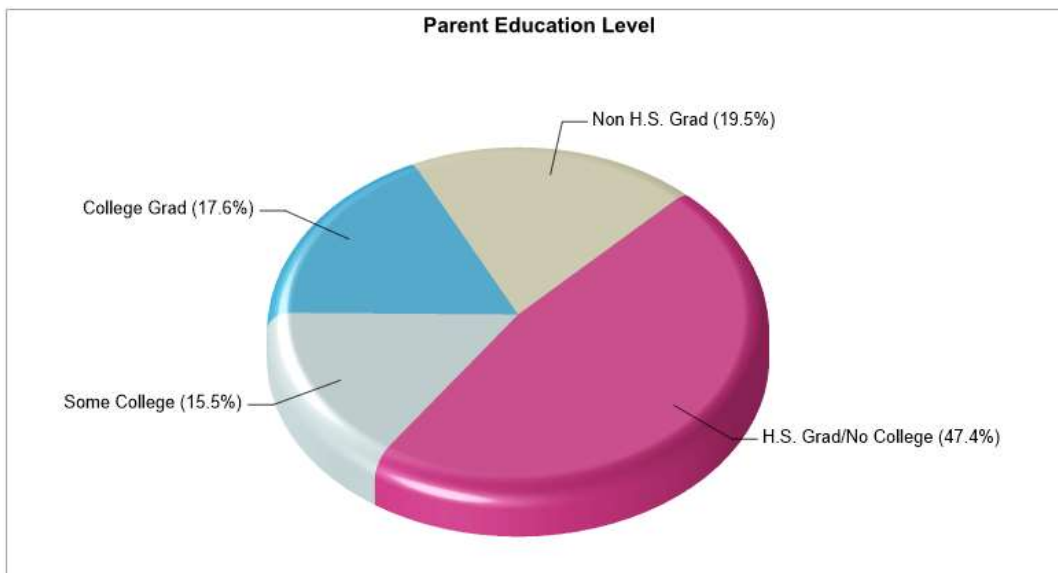
School Type: Regular
 Students/Teachers: 384/27
 School Colors : Navy
 Graduates To 2-Year College: N/A
 Graduates To 4-Year College: N/A
 National Merit Finalists: N/A

Prepared by RE/MAX real estate

Location: Slatington, PA Household Income



Location: Slatington, PA Parent Education Level



Prepared by RE/MAX real estate



Private Schools

BETHLEHEM CHRISTIAN SCHOOL BLUE MOUNTIAN

675 BLUE MOUNTAIN DR, CHERRYVILLE, PA 18035

Distance from Subject: 3.6 Miles

Affiliation: Christian

Students: 31

Student/ Homeroom Ratio: N/A

School Colors: N/A

Enrollment By Grade: K-5 1-8 2-1 4-7 5-5 6-5

Phone: N/A

Grades: KG - 6

School Type: Regular

Gender: Coed

Student/Teacher Ratio: 7.0 to 1

Mascot: N/A

ST JOHN NEUMANN REGIONAL SCHOOL

259 LAFAYETTE AVE, PALMERTON, PA 18071

Distance from Subject: 3.7 Miles

Affiliation: Roman Catholic

Students: 79

Student/ Homeroom Ratio: N/A

School Colors: N/A

Enrollment By Grade: K-11 1-10 2-10 3-6 4-10 5-8 6-8 7-9 8-7

Phone: N/A

Grades: KG - 8

School Type: Regular

Gender: Coed

Student/Teacher Ratio: 8.9 to 1

Mascot: N/A

KIDS PEACE ATHLETE CENTER SCHOOL

5300 KIDS PEACE DR, OREFIELD, PA 18069

Distance from Subject: 7.1 Miles

Affiliation: Unknown

Students: 95

Student/ Homeroom Ratio: N/A

School Colors: N/A

Enrollment By Grade: 7-8 8-15 9-24 10-19 11-18 12-11

Phone: (610) 799-8054

Grades: 7 - 12

School Type: Regular

Gender: Coed

Student/Teacher Ratio: 5.3 to 1

Mascot: N/A

CONCORDIA LUTHERAN CHURCH & SCHOOL

3285 PHEASANT DR, NORTHAMPTON, PA 18067

Distance from Subject: 7.3 Miles

Affiliation: Lutheran Church - Missouri Synod

Students: 61

Student/ Homeroom Ratio: N/A

School Colors: N/A

Enrollment By Grade: PK-10 K-5 1-8 2-6 3-5 4-8 5-6 6-7 7-5 8-8

Phone: (610) 691-7625

Grades: PK - 8

School Type: Regular

Gender: Coed

Student/Teacher Ratio: 6.4 to 1

Mascot: N/A

GOOD SHEPHERD CATHOLIC SCHOOL

1300 NEWPORT AVE, NORTHAMPTON, PA 18067

Distance from Subject: 7.7 Miles

Affiliation: Roman Catholic

Students: 280

Student/ Homeroom Ratio: N/A

School Colors: Royal

Enrollment By Grade: PK-34 K-23 1-36 2-35 3-37 4-32 5-29 6-41 7-29 8-18

Phone: (610) 262-9171

Grades: PK - 8

School Type: Regular

Gender: Coed

Student/Teacher Ratio: 16.7 to 1

Mascot: N/A

EDUCARE OF PA

413 BRIDGE ST, WEISSPORT, PA 18235

Distance from Subject: 7.7 Miles

Affiliation: Unknown

Phone: (610) 379-5461

Grades: 7 - 12

School Type: Regular

Gender: Coed

Prepared by RE/MAX real estate



Private Schools

Students: 22
Student/ Homeroom Ratio: N/A
School Colors: N/A
Enrollment By Grade: 7-4 8-5 9-3 10-4 11-3 12-3

Student/Teacher Ratio: 7.3 to 1
Mascot: N/A

BHA ACADEMY

325 ALUM ST, LEHIGHTON, PA 18235

Distance from Subject: 7.8 Miles

Affiliation: Unknown

Students: 28

Student/ Homeroom Ratio: N/A

School Colors: N/A

Enrollment By Grade: K-2 1-1 2-4 3-5 4-4 5-4 6-8

Phone: N/A
Grades: KG - 6

School Type: Regular
Gender: Coed
Student/Teacher Ratio: 2.7 to 1
Mascot: N/A

LEHIGH VALLEY SDA SCHOOL

3950 MECHANICSVILLE RD, WHITEHALL, PA 18052

Distance from Subject: 8.4 Miles

Affiliation: Seventh-Day Adventist

Students: 52

Student/ Homeroom Ratio: N/A

School Colors: Navy

Enrollment By Grade: PK-7 K-9 1-10 2-5 3-4 4-8 5-3 6-7 7-3 8-3

Phone: (610) 799-2341
Grades: PK - 8

School Type: Regular
Gender: Coed
Student/Teacher Ratio: 11.3 to 1
Mascot: N/A

ST STEPHENS SCHOOL

3900 MECHANICSVILLE RD, WHITEHALL, PA 18052

Distance from Subject: 8.7 Miles

Affiliation: Episcopal

Students: 18

Student/ Homeroom Ratio: N/A

School Colors: N/A

Enrollment By Grade: PK-174 K-18

Phone: N/A
Grades: PK - KG

School Type: Regular
Gender: Coed
Student/Teacher Ratio: 18.0 to 1
Mascot: N/A

LIGHTHOUSE BAPTIST SCHOOL

1349 GREEN ST, LEHIGHTON, PA 18235

Distance from Subject: 8.9 Miles

Affiliation: Baptist

Students: 38

Student/ Homeroom Ratio: N/A

School Colors: N/A

Enrollment By Grade: K-6 1-3 2-6 3-3 4-3 5-1 6-4 8-1 9-6 11-2 12-3

Phone: (610) 377-0641
Grades: KG - 12

School Type: Regular
Gender: Coed
Student/Teacher Ratio: 8.6 to 1
Mascot: N/A

PACKER RIDGE ACADEMY

50 MAUCH CHUNK ST, LEHIGHTON, PA 18235

Distance from Subject: 9.1 Miles

Affiliation: Unknown

Students: 39

Student/ Homeroom Ratio: N/A

School Colors: N/A

Enrollment By Grade: 7-3 8-9 9-9 10-6 11-8 12-4

Phone: N/A
Grades: 7 - 12

School Type: Regular
Gender: Coed
Student/Teacher Ratio: 9.8 to 1
Mascot: N/A

Prepared by RE/MAX real estate



Private Schools

MANARAH ISLAMIC ACADEMY

1988 SCHADT AVE, WHITEHALL, PA 18052

Distance from Subject: 9.4 Miles

Affiliation: Islamic

Students: 89

Student/ Homeroom Ratio: N/A

School Colors: N/A

Enrollment By Grade: PK-11 K-24 1-19 2-22 3-10 4-5 5-8

Phone: N/A

Grades: PK - 5

School Type: Regular

Gender: Coed

Student/Teacher Ratio: 7.5 to 1

Mascot: N/A

BRIDGEWAY ACADEMY

334 2ND ST, CATASAUQUA, PA 18032

Distance from Subject: 9.7 Miles

Affiliation: Christian

Students: 753

Student/ Homeroom Ratio: N/A

School Colors: N/A

Enrollment By Grade: PK-3 K-39 1-31 2-28 3-31 4-22 5-31 6-59 7-51 8-59 9-112 10-107 11-102 12-81

Phone: N/A

Grades: PK - 12

School Type: Regular

Gender: Coed

Student/Teacher Ratio: 79.3 to 1

Mascot: N/A

LEHIGH VALLEY CHRISTIAN HIGH SCHOOL

330 HOWERTOWN RD, CATASAUQUA, PA 18032

Distance from Subject: 9.8 Miles

Affiliation: Christian

Students: 131

Student/ Homeroom Ratio: N/A

School Colors: Red

Enrollment By Grade: 9-38 10-28 11-27 12-38

Phone: (610) 821-9443

Grades: 9 - 12

School Type: Regular

Gender: Coed

Student/Teacher Ratio: 10.5 to 1

Mascot: Cougars

ST JOSEPH THE WORKER SCHOOL

1858 APPLEWOOD DR, OREFIELD, PA 18069

Distance from Subject: 9.9 Miles

Affiliation: Roman Catholic

Students: 391

Student/ Homeroom Ratio: N/A

School Colors: N/A

Enrollment By Grade: PK-71 K-60 1-40 2-47 3-43 4-31 5-39 6-38 7-40 8-34

Phone: (610) 395-7221

Grades: PK - 8

School Type: Regular

Gender: Coed

Student/Teacher Ratio: 15.6 to 1

Mascot: N/A

Prepared by RE/MAX real estate



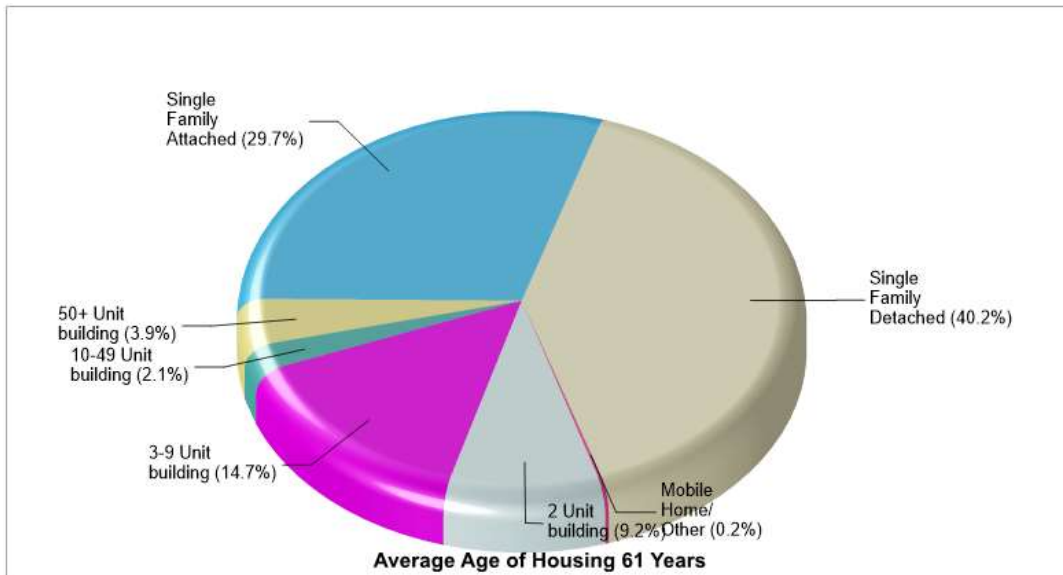
Housing Information



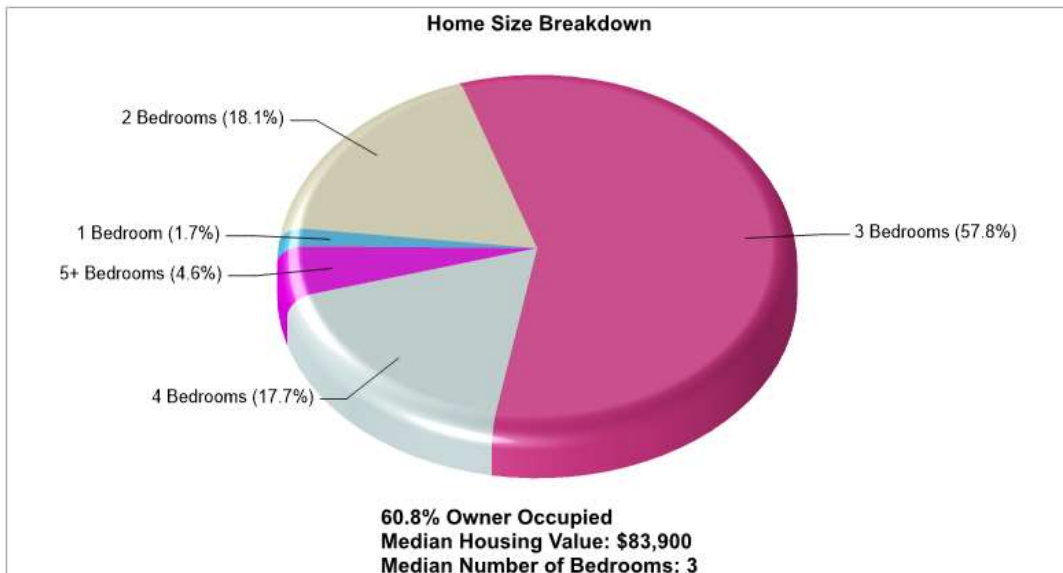
Slatington

Prepared by RE/MAX real estate

Location: Slatington, PA
City/Area Housing Characteristics



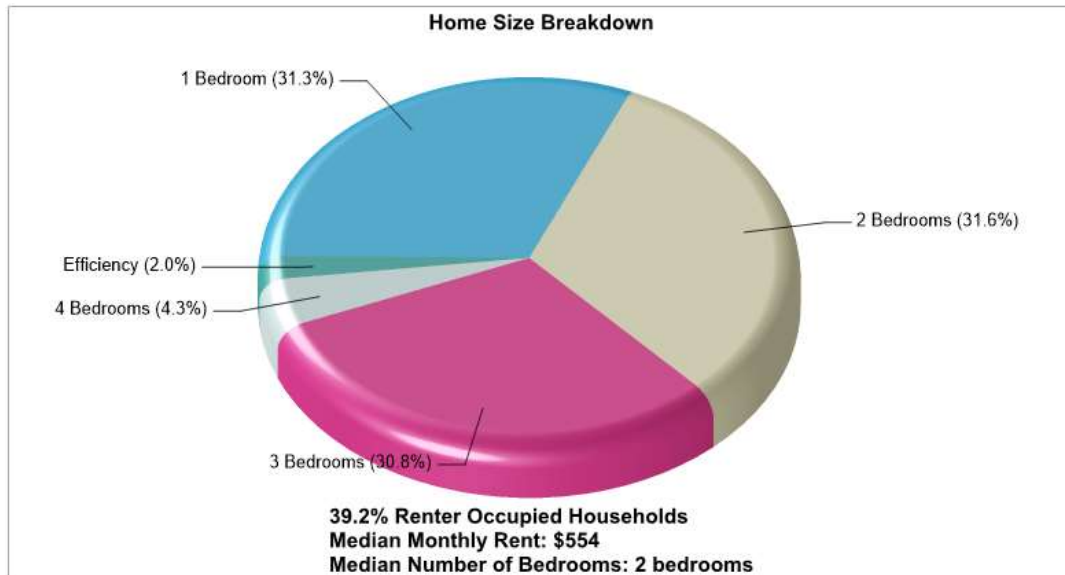
Location: Slatington, PA
City/Area Home Ownership



Prepared by RE/MAX real estate



Location: Slatington, PA City/Area Rental



Prepared by RE/MAX real estate



Recent Home Sales



Location: Slatington, PA
Home Sales Pricing Pattern

Prepared by RE/MAX real estate



Crime Information



Slatington

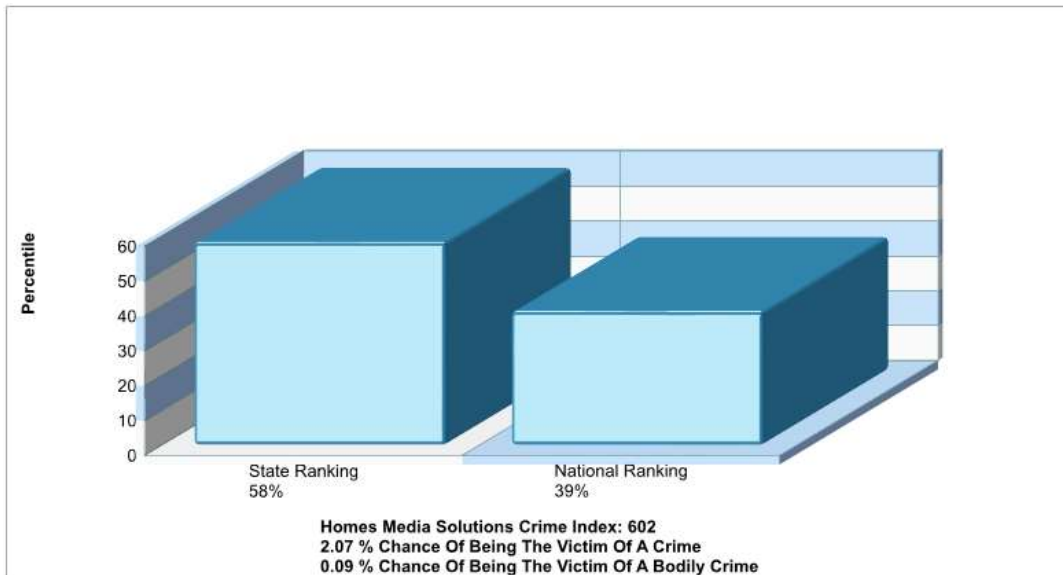
Prepared by RE/MAX real estate



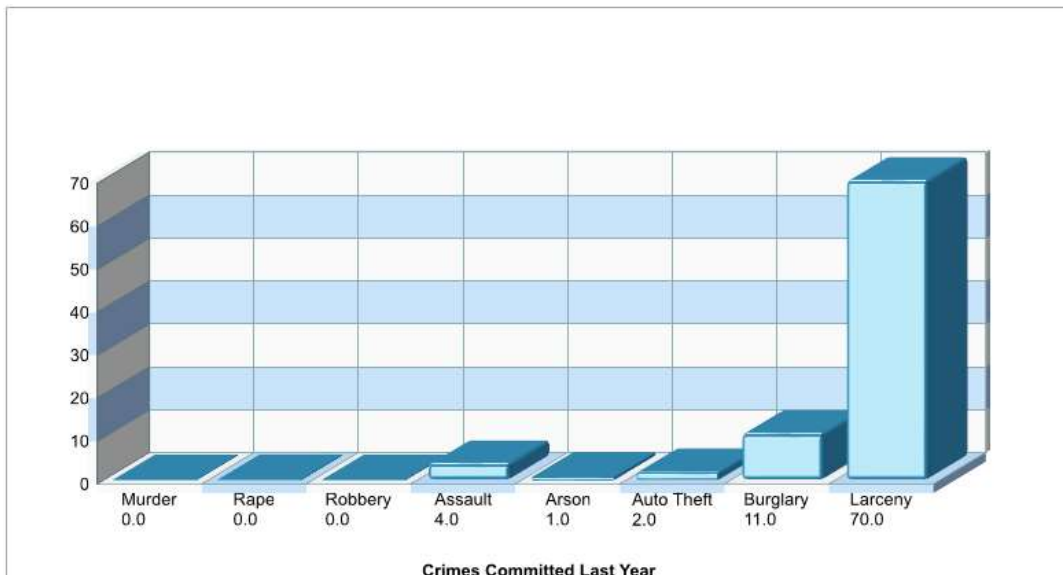
© Homes Media Solutions

The accuracy of all information is deemed reliable, but is not guaranteed.

Location: Slatington, PA City/Area Crime Index



Location: Slatington, PA City/Area Crime Incidents



Prepared by RE/MAX real estate



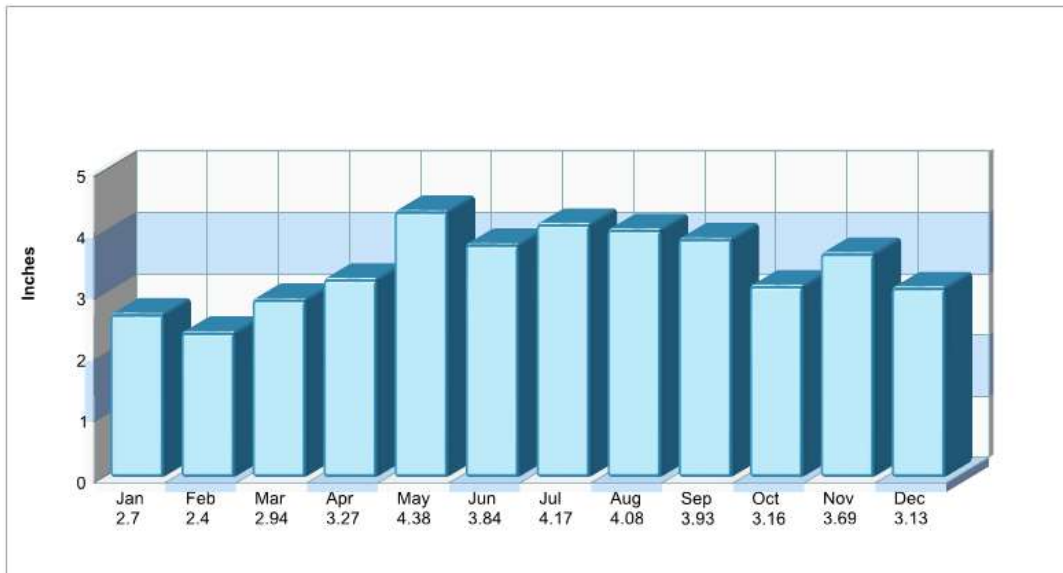
Climate Information



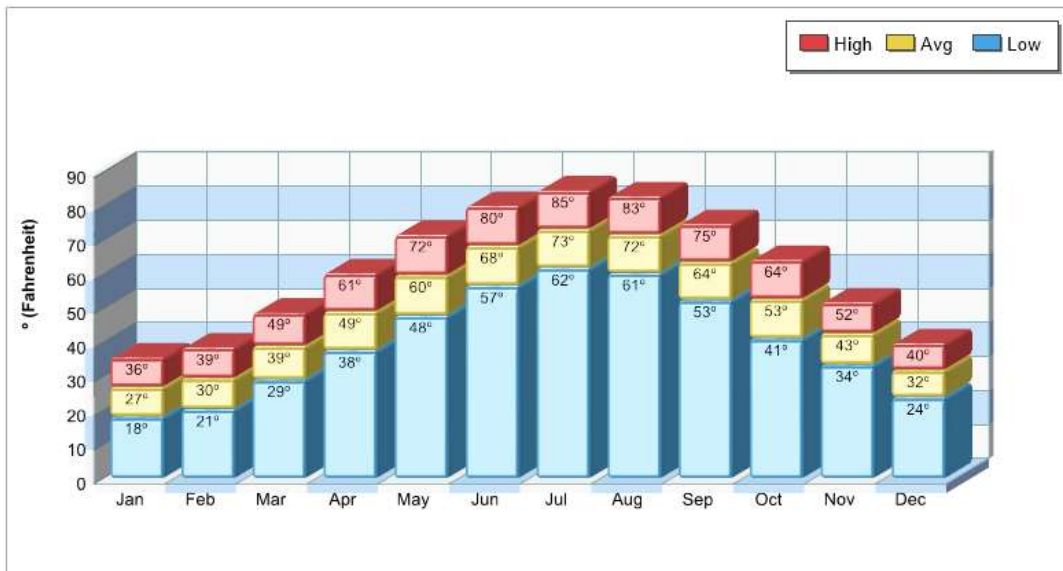
Slatington

Prepared by RE/MAX real estate

Average Precipitation Measured at PALMERTON (elevation: 410ft.)



Temperature Measured at PALMERTON (elevation: 410ft.)



Prepared by RE/MAX real estate



Houses of Worship



Slatington

Prepared by RE/MAX real estate



© Homes Media Solutions

The accuracy of all information is deemed reliable, but is not guaranteed.



Houses of Worship

LIGHTHOUSE EC CHURCH

209 2nd St Slatington, PA 18080

Denomination: Churches, Denomination Unknown

Phone: 6107602090

Distance from Subject: 0.29 miles

ST JOHN'S LUTHERAN CHURCH

40 2ND ST Slatington, PA 18080

Denomination: Lutheran Churches

Phone: 6107676361

Distance from Subject: 0.33 miles

ST JOHNS UNITED CHURCH CHRST

15 S 2ND ST Slatington, PA 18080

Denomination: Churches of Christ

Phone: 6107675554

Distance from Subject: 0.34 miles

SLATINGTON FIRST BAPT CHURCH

509 Main St Slatington, PA 18080

Denomination: Baptist Churches

Phone: 6107676276

Distance from Subject: 0.37 miles

BETHEL UCC CHURCH

4TH & FRANKLIN Slatington, PA 18080

Denomination: Churches of Christ

Phone: 6107671898

Distance from Subject: 0.42 miles

CALVARY BIBLE FELLOWSHIP CHRCH

233 MAIN ST Walnutport, PA 18088

Denomination: Churches, Denomination Unknown

Phone: 6107677447

Distance from Subject: 0.51 miles

CHRIST UCC WALNUTPORT

309 MAIN ST Walnutport, PA 18088

Denomination: Churches of Christ

Phone: 6107671601

Distance from Subject: 0.58 miles

JEHOVAHS WITNESSES KNGDM HALL

8110 PA ROUTE 873 Slatington, PA 18080

Denomination: Jehovahs Witnesses

Phone: 6107673402

Distance from Subject: 0.98 miles

U C FRIEDENS C CHURCH

7227 PA ROUTE 873 Slatington, PA 18080

Denomination: Churches of Christ

Phone: 6107670627

Distance from Subject: 1.14 miles

ST PETERS UNITED METHOD CHURCH

FRANKLIN ST Emerald, PA 18080

Denomination: Methodist Churches

Phone: 6107676233

Distance from Subject: 1.70 miles

UNITED PRESBYTERIAN CHR PRSCHL

6750 Pa Route 873 Slatington, PA 18080

Denomination: Presbyterian Churches

Phone: 6107676546

Distance from Subject: 2.00 miles

E C TRINITY CHURCH

4647 LEHIGH DR Walnutport, PA 18088

Phone: 6107671167

Distance from Subject: 2.08 miles

Prepared by RE/MAX real estate



Houses of Worship

Denomination: Covenant & Evangelical Churches

CHURCH ST NICHOLAS

1152 Oak Rd Walnutport, PA 18088

Denomination: Churches, Denomination Unknown

Phone: 6107673107

Distance from Subject: 3.04 miles

GOOD SHEPHERD UNTD CHRCH CHRST

3940 MOUNTAIN RD Slatington, PA 18080

Denomination: Churches of Christ

Phone: 6107679680

Distance from Subject: 3.08 miles

FAITH REFORMED CHURCH OF CHRST

4394 W MOUNTAIN VIEW DR Walnutport, PA 18088

Denomination: Churches of Christ

Phone: 6107673505

Distance from Subject: 3.11 miles

ST VLADIMIR GREEK CATH CHRCH

101 LEHIGH AVE Palmerton, PA 18071

Denomination: Catholic Churches

Phone: 6108262359

Distance from Subject: 3.36 miles

ST VLADIMIR'S CHURCH HALL

106 DELAWARE AVE Palmerton, PA 18071

Denomination: Catholic Churches

Phone: 6108265635

Distance from Subject: 3.44 miles

EVAN TRINITY CONG PARSONAGE

705 3RD ST Palmerton, PA 18071

Denomination: Covenant & Evangelical Churches

Phone: 6108262201

Distance from Subject: 3.65 miles

PENN NORTHEAST CONFERENCE

431 DELAWARE AVE Palmerton, PA 18071

Denomination: Churches of Christ

Phone: 6108263113

Distance from Subject: 3.67 miles

SACRED HEART CHURCH

243 LAFAYETTE AVE Palmerton, PA 18071

Denomination: Catholic Churches

Phone: 6108262335

Distance from Subject: 3.67 miles

Prepared by RE/MAX real estate





County Facts



Slatington

Prepared by RE/MAX real estate

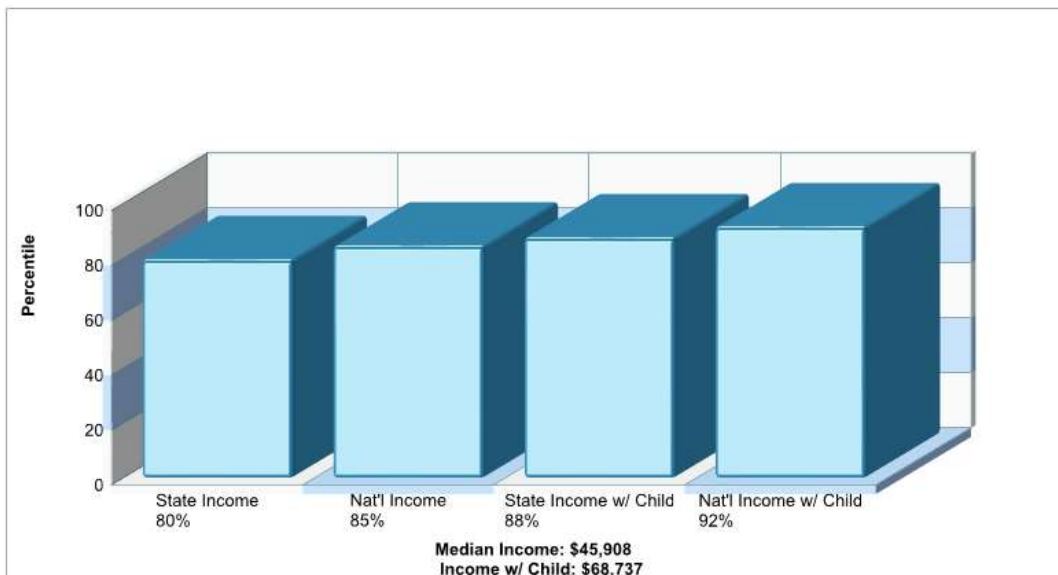


© Homes Media Solutions

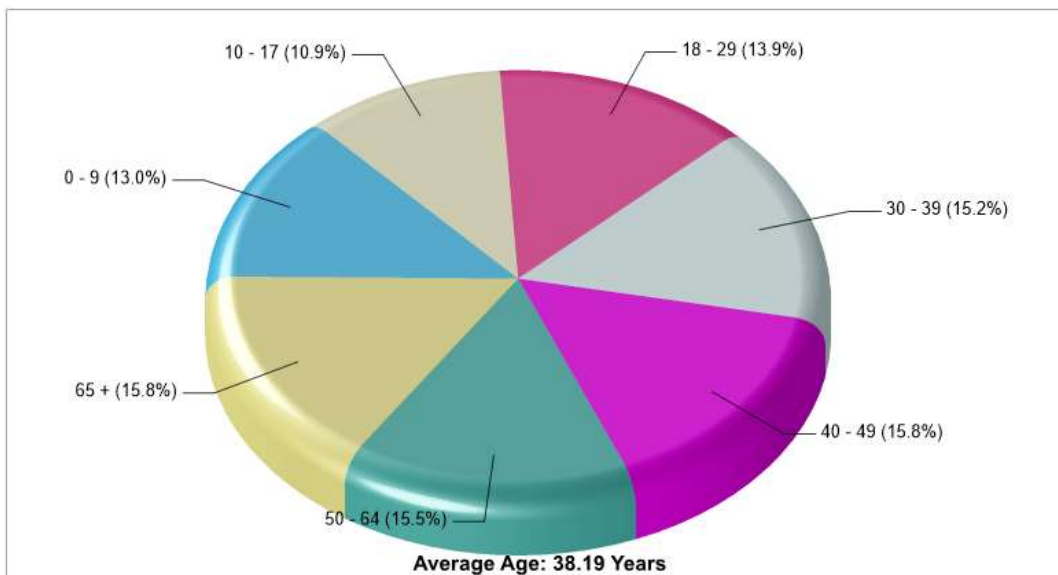
The accuracy of all information is deemed reliable, but is not guaranteed.



Location: Slatington, PA County Income

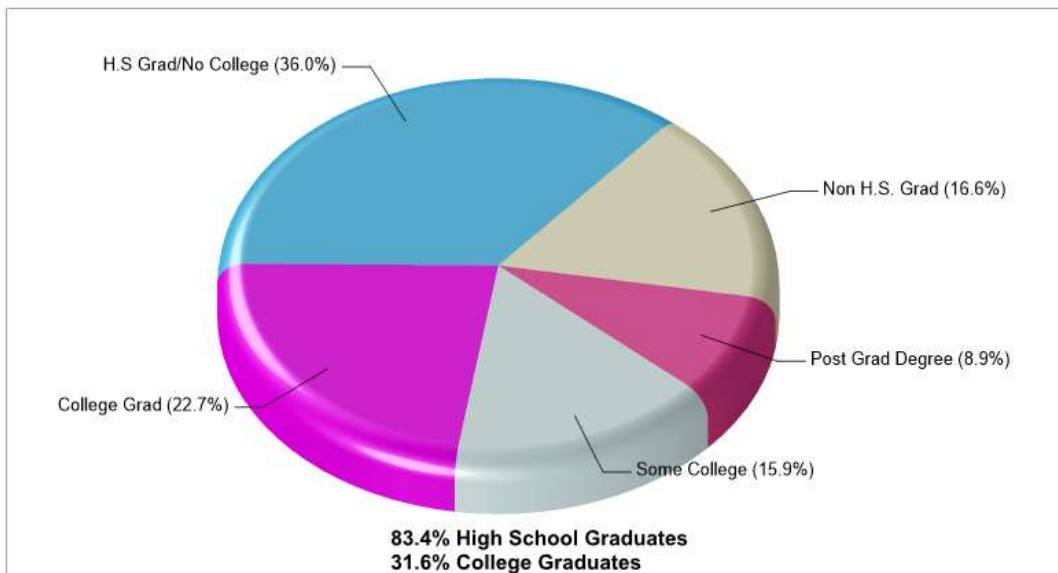


Location: Slatington, PA County Age Breakdown

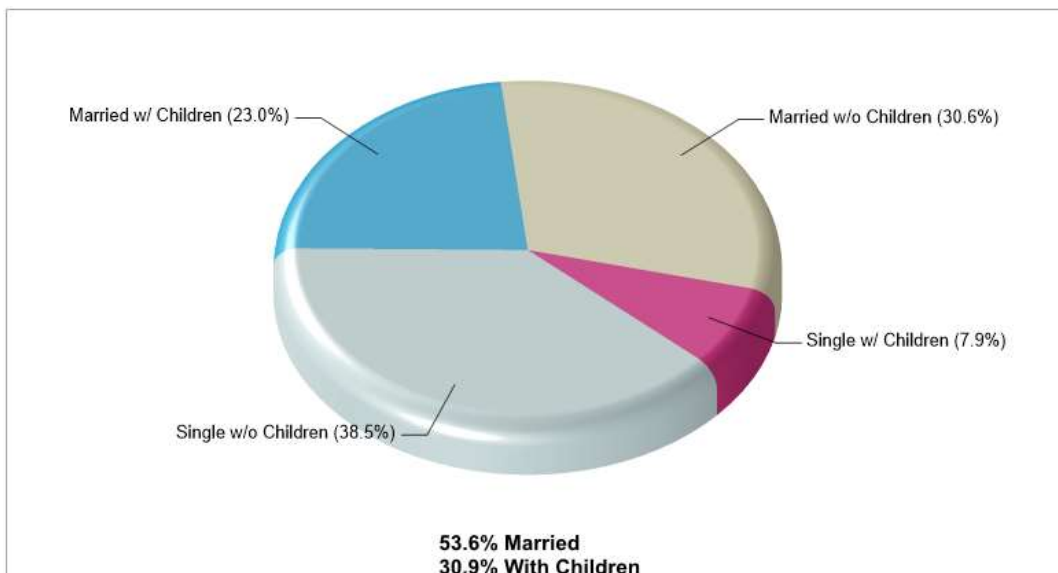


Prepared by RE/MAX real estate

Location: Slatington, PA County Adult Education Level



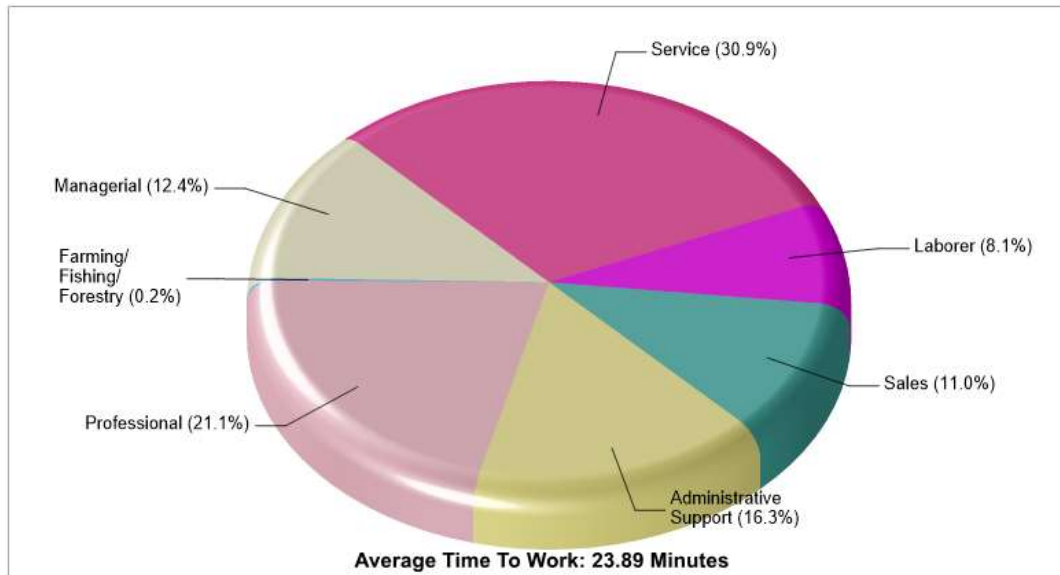
Location: Slatington, PA County Household Characteristics



Prepared by RE/MAX real estate



Location: Slatington, PA County Employment



Prepared by RE/MAX real estate



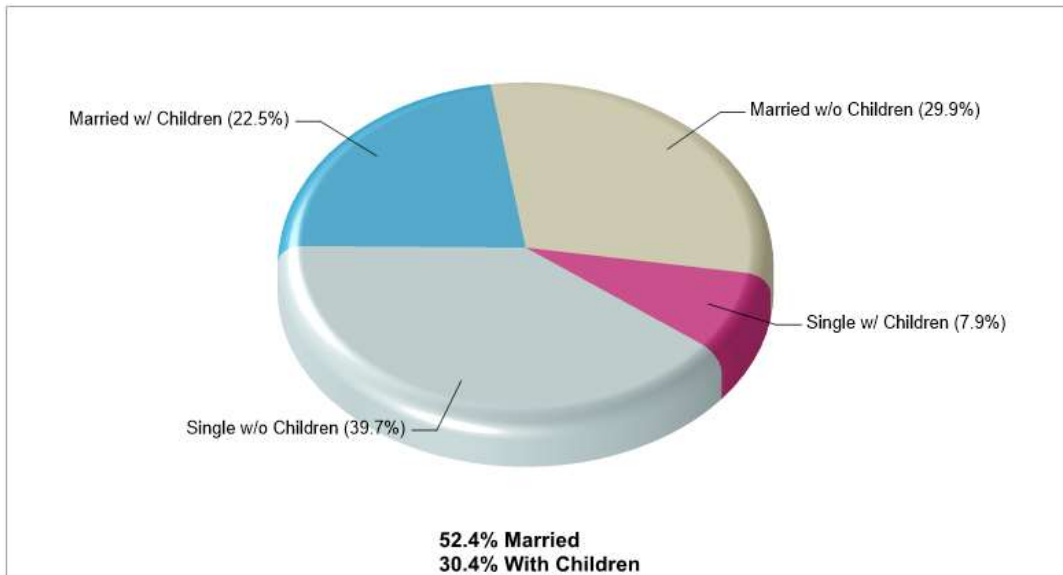
State Facts



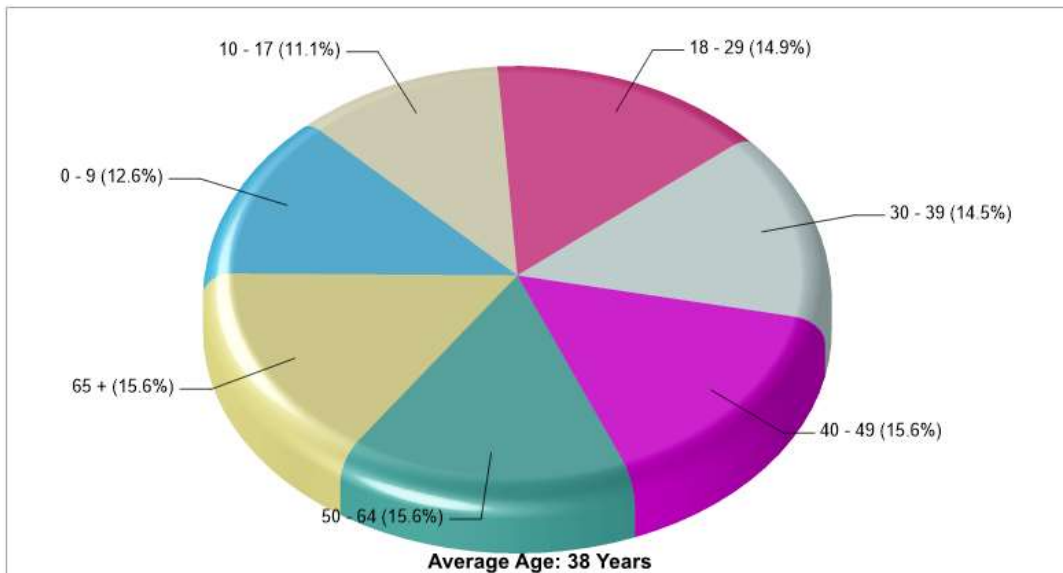
Slatington

Prepared by RE/MAX real estate

Location: Slatington, PA State Household Characteristics



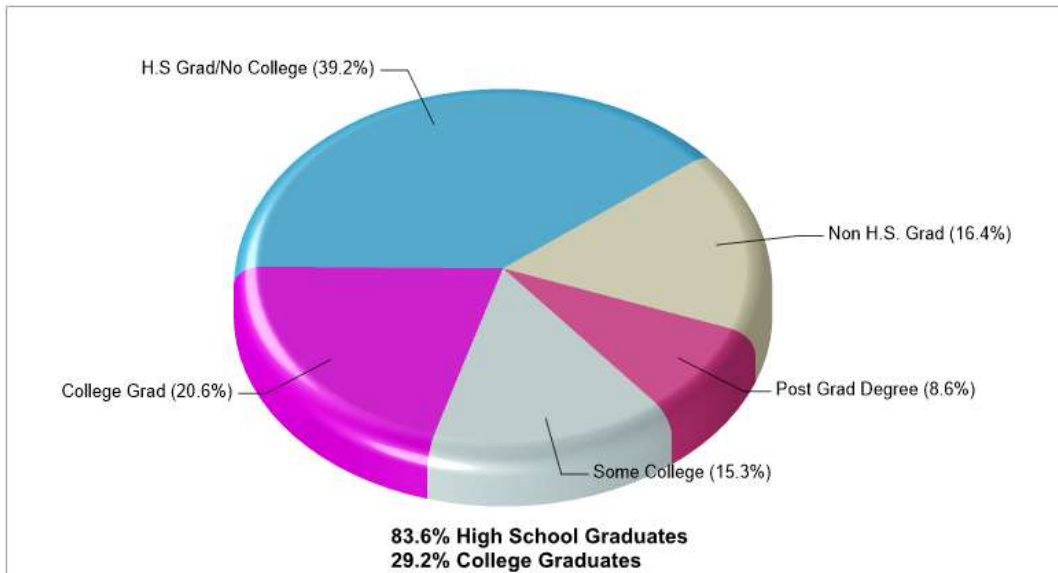
Location: Slatington, PA State Age Breakdown



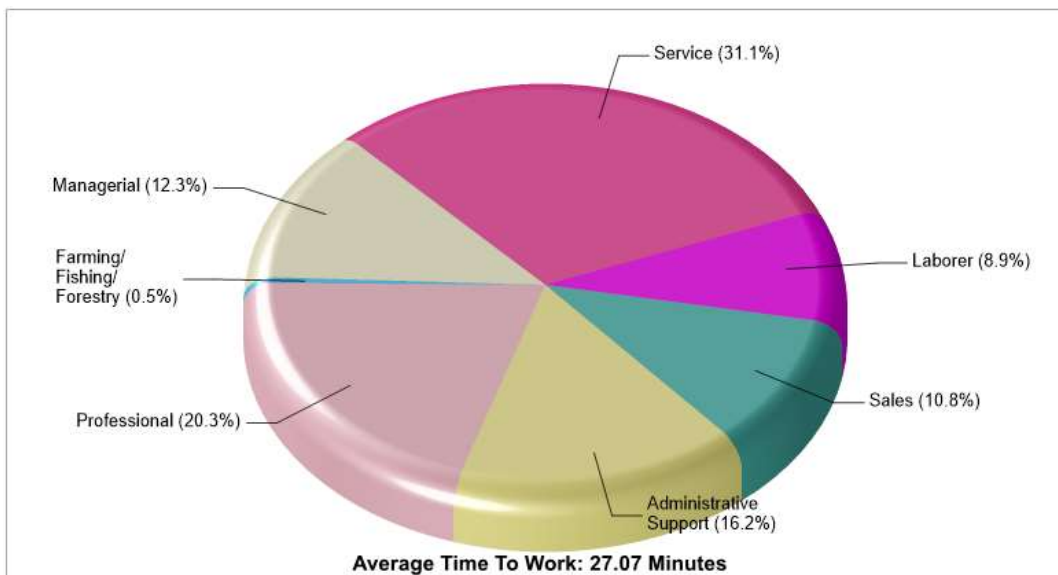
Prepared by RE/MAX real estate



Location: Slatington, PA State Adult Education Level



Location: Slatington, PA State Employment



Prepared by RE/MAX real estate