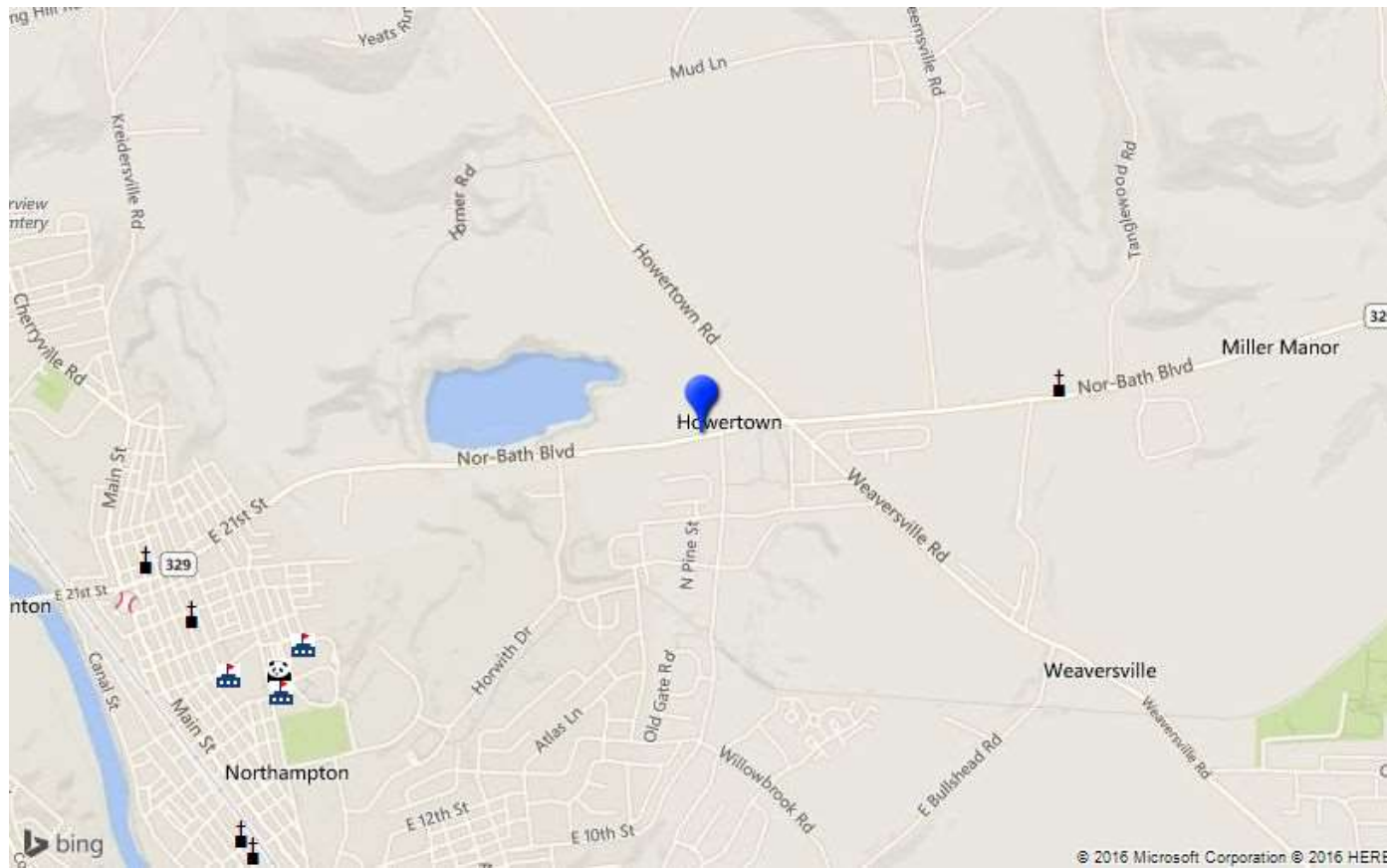




# Allen



Prepared by RE/MAX real estate



© Homes Media Solutions

The accuracy of all information is deemed reliable, but is not guaranteed.



## School Information

---

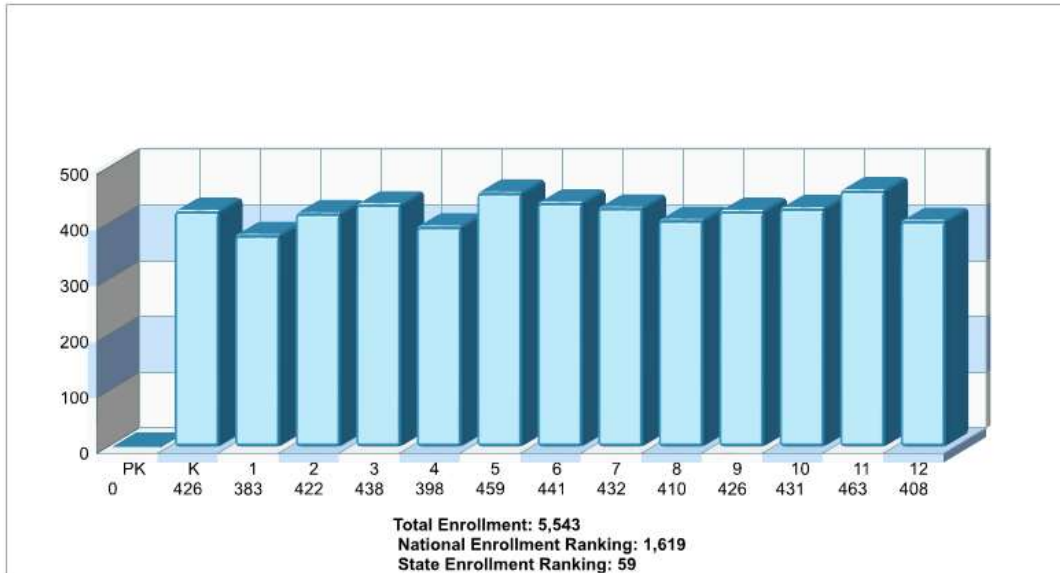
**Allen**

Prepared by RE/MAX real estate

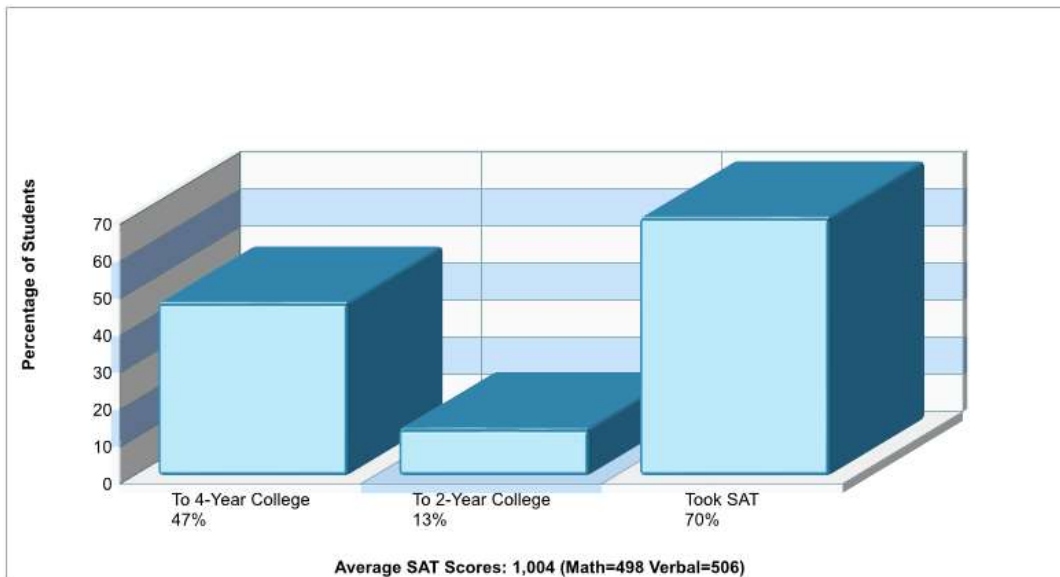




## Location: Allen, PA Student Enrollment By Grade



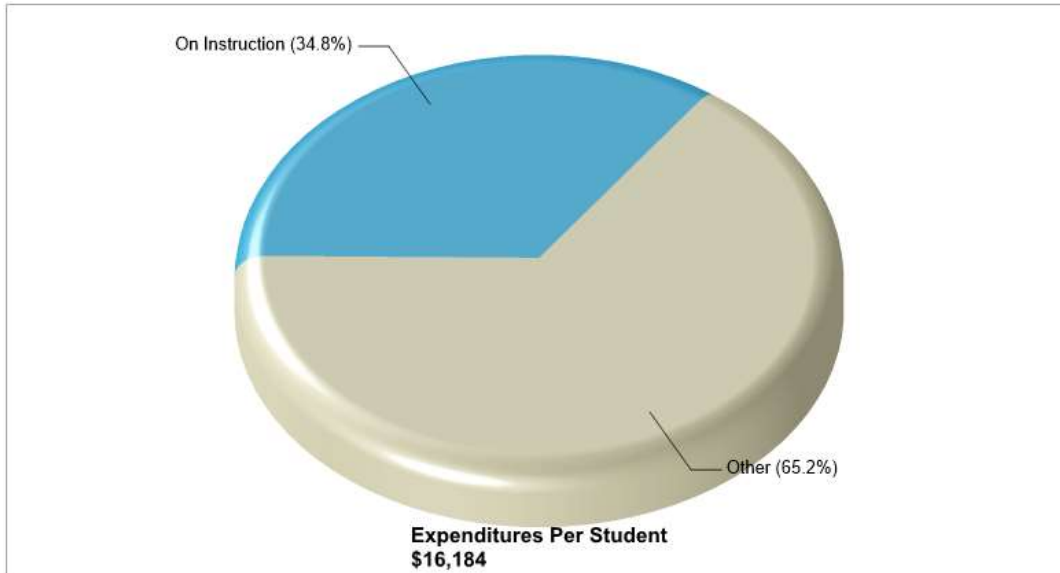
## Location: Allen, PA High School Statistics



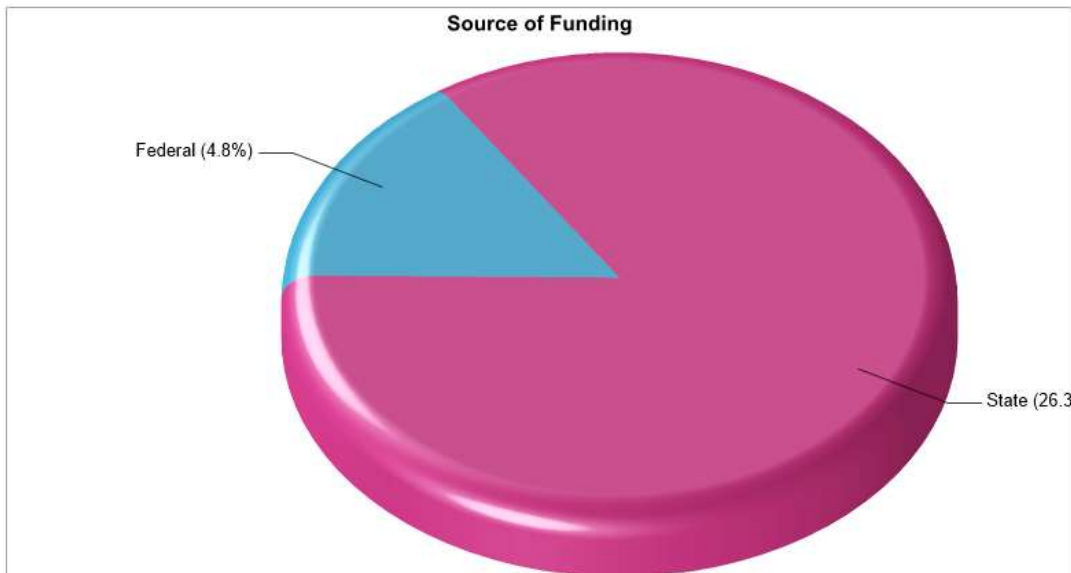
Prepared by RE/MAX real estate



## Location: Allen, PA School Expenditures



## Location: Allen, PA School Funding



Prepared by RE/MAX real estate



## Public Schools for District

**NORTHAMPTON AREA HS** **Phone:** (610)262-7812  
 1619 LAUBACH AVE, NORTHAMPTON, PA 18067 **Grades:** 09 - 12

<b>Distance from Subject:</b> 1.2 Miles	<b>School Type:</b> Regular
<b>Student/Teacher Ratio:</b> 16.2 to 1	<b>Students/Teachers:</b> 1734/107
<b>Mascot:</b> Concrete Kids	<b>School Colors :</b> Orange
<b>Average SAT:</b> 1004(Math 498 Verbal 506)	<b>Graduates To 2-Year College:</b> 13%
<b>Students Taking SAT:</b> 70%	<b>Graduates To 4-Year College:</b> 47%
<b>Average ACT:</b> N/A	<b>National Merit Finalists:</b> N/A
<b>Students Taking ACT:</b> N/A	
<b>Enrollment By Grade:</b> 9-426 10-431 11-463 12-408	

**NORTHAMPTON MS** **Phone:** (610)262-7817  
 1617 LAUBACH AVE, NORTHAMPTON, PA 18067 **Grades:** 07 - 08

<b>Distance from Subject:</b> 1.3 Miles	<b>School Type:</b> Regular
<b>Student/Teacher Ratio:</b> 14.0 to 1	<b>Students/Teachers:</b> 842/60
<b>Mascot:</b> N/A	<b>School Colors :</b> Black
<b>Average SAT:</b> N/A	<b>Graduates To 2-Year College:</b> N/A
<b>Students Taking SAT:</b> N/A	<b>Graduates To 4-Year College:</b> N/A
<b>Average ACT:</b> N/A	<b>National Merit Finalists:</b> N/A
<b>Students Taking ACT:</b> N/A	
<b>Enrollment By Grade:</b> 7-432 8-410	

**NORTHAMPTON BOROUGH EL** **Phone:** (610)262-6430  
 1677 LINCOLN AVE, NORTHAMPTON, PA 18067 **Grades:** KG - 06

<b>Distance from Subject:</b> 1.4 Miles	<b>School Type:</b> Regular
<b>Student/Teacher Ratio:</b> 15.7 to 1	<b>Students/Teachers:</b> 1055/67
<b>Mascot:</b> Concrete Kids	<b>School Colors :</b> Orange
<b>Average SAT:</b> N/A	<b>Graduates To 2-Year College:</b> N/A
<b>Students Taking SAT:</b> N/A	<b>Graduates To 4-Year College:</b> N/A
<b>Average ACT:</b> N/A	<b>National Merit Finalists:</b> N/A
<b>Students Taking ACT:</b> N/A	
<b>Enrollment By Grade:</b> K-154 1-142 2-151 3-152 4-163 5-149 6-144	

**GEORGE WOLF EL SCH** **Phone:** (610)837-1833  
 300 ALLEN ST, BATH, PA 18014 **Grades:** KG - 06

<b>Distance from Subject:</b> 4.7 Miles	<b>School Type:</b> Regular
<b>Student/Teacher Ratio:</b> 14.3 to 1	<b>Students/Teachers:</b> 645/45
<b>Mascot:</b> Wolves	<b>School Colors :</b> Royal
<b>Average SAT:</b> N/A	<b>Graduates To 2-Year College:</b> N/A
<b>Students Taking SAT:</b> N/A	<b>Graduates To 4-Year College:</b> N/A
<b>Average ACT:</b> N/A	<b>National Merit Finalists:</b> N/A
<b>Students Taking ACT:</b> N/A	
<b>Enrollment By Grade:</b> K-96 1-86 2-86 3-101 4-74 5-102 6-100	

**LEHIGH TWP EL SCH** **Phone:** (610)767-1192  
 800 BLUE MOUNTAIN DR, WALNUTPORT, PA 18088 **Grades:** KG - 06

<b>Distance from Subject:</b> 5.8 Miles	<b>School Type:</b> Regular
<b>Student/Teacher Ratio:</b> 14.9 to 1	<b>Students/Teachers:</b> 627/42
<b>Mascot:</b> N/A	<b>School Colors :</b> Kelly Green
<b>Average SAT:</b> N/A	<b>Graduates To 2-Year College:</b> N/A

Prepared by RE/MAX real estate



## Public Schools for District

**Students Taking SAT:** N/A  
**Average ACT:** N/A  
**Students Taking ACT:** N/A  
**Enrollment By Grade:** K-84 1-77 2-94 3-77 4-94 5-102 6-99

**Graduates To 4-Year College:** N/A  
**National Merit Finalists:** N/A

---

### MOORE TWP EL SCH

2835 MOUNTAIN VIEW DR, BATH, PA 18014

**Phone:** (610)837-1859

**Grades:** KG - 06

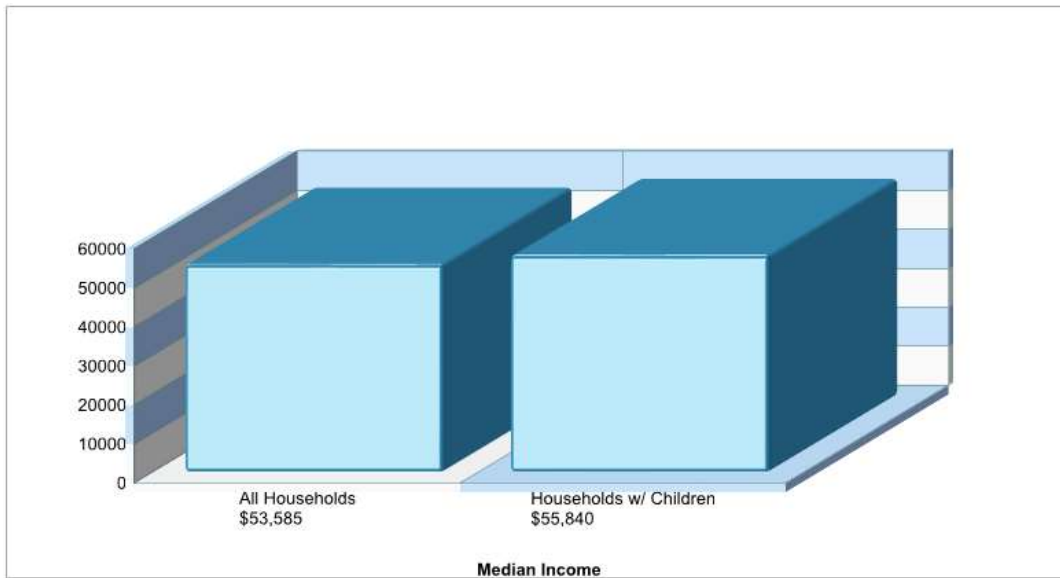
**Distance from Subject:** 5.9 Miles  
**Student/Teacher Ratio:** 14.2 to 1  
**Mascot:** Children  
**Average SAT:** N/A  
**Students Taking SAT:** N/A  
**Average ACT:** N/A  
**Students Taking ACT:** N/A  
**Enrollment By Grade:** K-92 1-78 2-91 3-108 4-67 5-106 6-98

**School Type:** Regular  
**Students/Teachers:** 640/45  
**School Colors :** Red  
**Graduates To 2-Year College:** N/A  
**Graduates To 4-Year College:** N/A  
**National Merit Finalists:** N/A

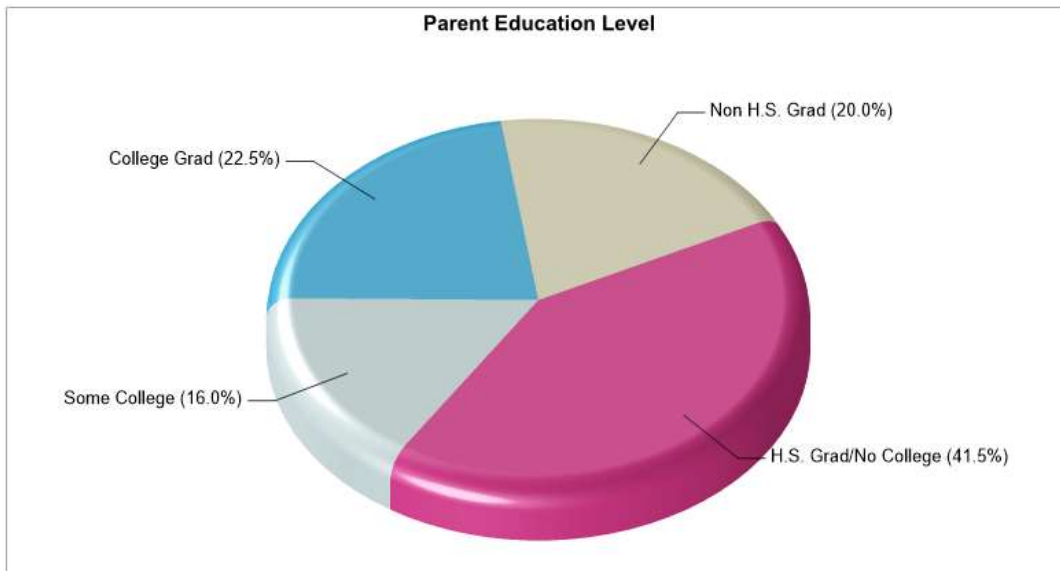
Prepared by RE/MAX real estate



## Location: Allen, PA Household Income



## Location: Allen, PA Parent Education Level



Prepared by RE/MAX real estate



## Private Schools

### GOOD SHEPHERD CATHOLIC SCHOOL

1300 NEWPORT AVE, NORTHAMPTON, PA 18067

Distance from Subject: 1.7 Miles

Affiliation: Roman Catholic

Students: 280

Student/ Homeroom Ratio: N/A

School Colors: Royal

Enrollment By Grade: PK-34 K-23 1-36 2-35 3-37 4-32 5-29 6-41 7-29 8-18

Phone: (610) 262-9171

Grades: PK - 8

School Type: Regular

Gender: Coed

Student/Teacher Ratio: 16.7 to 1

Mascot: N/A

### LEHIGH VALLEY CHRISTIAN HIGH SCHOOL

330 HOWERTOWN RD, CATASAUQUA, PA 18032

Distance from Subject: 3.0 Miles

Affiliation: Christian

Students: 131

Student/ Homeroom Ratio: N/A

School Colors: Red

Enrollment By Grade: 9-38 10-28 11-27 12-38

Phone: (610) 821-9443

Grades: 9 - 12

School Type: Regular

Gender: Coed

Student/Teacher Ratio: 10.5 to 1

Mascot: Cougars

### BRIDGEWAY ACADEMY

334 2ND ST, CATASAUQUA, PA 18032

Distance from Subject: 3.0 Miles

Affiliation: Christian

Students: 753

Student/ Homeroom Ratio: N/A

School Colors: N/A

Enrollment By Grade: PK-3 K-39 1-31 2-28 3-31 4-22 5-31 6-59 7-51 8-59 9-112 10-107 11-102 12-81

Phone: N/A

Grades: PK - 12

School Type: Regular

Gender: Coed

Student/Teacher Ratio: 79.3 to 1

Mascot: N/A

### CONCORDIA LUTHERAN CHURCH & SCHOOL

3285 PHEASANT DR, NORTHAMPTON, PA 18067

Distance from Subject: 3.3 Miles

Affiliation: Lutheran Church - Missouri Synod

Students: 61

Student/ Homeroom Ratio: N/A

School Colors: N/A

Enrollment By Grade: PK-10 K-5 1-8 2-6 3-5 4-8 5-6 6-7 7-5 8-8

Phone: (610) 691-7625

Grades: PK - 8

School Type: Regular

Gender: Coed

Student/Teacher Ratio: 6.4 to 1

Mascot: N/A

### CENTENNIAL SCHOOL LEHIGH UNIV

2196 AVENUE C, BETHLEHEM, PA 18017

Distance from Subject: 3.7 Miles

Affiliation: Unknown

Students: 69

Student/ Homeroom Ratio: N/A

School Colors: N/A

Enrollment By Grade: 1-3 2-1 3-4 4-3 5-7 6-7 7-6 8-12 9-8 10-3 11-6 12-9

Phone: N/A

Grades: 1 - 12

School Type: Regular

Gender: Coed

Student/Teacher Ratio: 3.6 to 1

Mascot: N/A

### ST STEPHENS SCHOOL

3900 MECHANICSVILLE RD, WHITEHALL, PA 18052

Distance from Subject: 4.0 Miles

Affiliation: Episcopal

Phone: N/A

Grades: PK - KG

School Type: Regular

Gender: Coed

Prepared by RE/MAX real estate





## Private Schools

**Students:** 18  
**Student/ Homeroom Ratio:** N/A  
**School Colors:** N/A  
**Enrollment By Grade:** PK-174 K-18  
**Student/Teacher Ratio:** 18.0 to 1  
**Mascot:** N/A

**LEHIGH VALLEY SDA SCHOOL** **Phone:** (610) 799-2341  
 3950 MECHANICSVILLE RD, WHITEHALL, PA 18052 **Grades:** PK - 8  
**Distance from Subject:** 4.1 Miles **School Type:** Regular  
**Affiliation:** Seventh-Day Adventist **Gender:** Coed  
**Students:** 52 **Student/Teacher Ratio:** 11.3 to 1  
**Student/ Homeroom Ratio:** N/A **Mascot:** N/A  
**School Colors:** Navy  
**Enrollment By Grade:** PK-7 K-9 1-10 2-5 3-4 4-8 5-3 6-7 7-3 8-3

**A CHILDRENS PLACE LEARNING CENTER** **Phone:** N/A  
 719 ROBLE RD, ALLENTOWN, PA 18109 **Grades:** PK - KG  
**Distance from Subject:** 4.2 Miles **School Type:** Regular  
**Affiliation:** Unknown **Gender:** Coed  
**Students:** 14 **Student/Teacher Ratio:** 12.7 to 1  
**Student/ Homeroom Ratio:** N/A **Mascot:** N/A  
**School Colors:** N/A  
**Enrollment By Grade:** PK-11 K-14

**CHESTERBROOK ACADEMY** **Phone:** (610) 974-9100  
 1550 VALLEY CENTER PKWY # 200, BETHLEHEM, PA 18017 **Grades:** PK - 4  
**Distance from Subject:** 4.3 Miles **School Type:** Regular  
**Affiliation:** Unknown **Gender:** Coed  
**Students:** 16 **Student/Teacher Ratio:** 16.0 to 1  
**Student/ Homeroom Ratio:** N/A **Mascot:** N/A  
**School Colors:** N/A  
**Enrollment By Grade:** PK-48 K-4

**MANARAH ISLAMIC ACADEMY** **Phone:** N/A  
 1988 SCHADT AVE, WHITEHALL, PA 18052 **Grades:** PK - 5  
**Distance from Subject:** 4.5 Miles **School Type:** Regular  
**Affiliation:** Islamic **Gender:** Coed  
**Students:** 89 **Student/Teacher Ratio:** 7.5 to 1  
**Student/ Homeroom Ratio:** N/A **Mascot:** N/A  
**School Colors:** N/A  
**Enrollment By Grade:** PK-11 K-24 1-19 2-22 3-10 4-5 5-8

**ST ELIZABETH REGIONAL SCHOOL** **Phone:** (610) 264-0143  
 433 PERSHING BLVD, WHITEHALL, PA 18052 **Grades:** PK - 8  
**Distance from Subject:** 4.6 Miles **School Type:** Regular  
**Affiliation:** Roman Catholic **Gender:** Coed  
**Students:** 178 **Student/Teacher Ratio:** 18.5 to 1  
**Student/ Homeroom Ratio:** N/A **Mascot:** N/A  
**School Colors:** Royal  
**Enrollment By Grade:** PK-30 K-26 1-26 2-20 3-21 4-18 5-15 6-19 7-16 8-17

Prepared by RE/MAX real estate



## Private Schools

### SACRED HEART OF JESUS PARISH SCHOOL

115 WASHINGTON ST, BATH, PA 18014

**Distance from Subject:** 4.7 Miles

**Affiliation:** Roman Catholic

**Students:** 105

**Student/ Homeroom Ratio:** N/A

**School Colors:** Navy

**Enrollment By Grade:** PK-9 K-6 1-11 2-11 3-9 4-13 5-15 6-11 7-16 8-13

**Phone:** (610) 837-6391

**Grades:** PK - 8

**School Type:** Regular

**Gender:** Coed

**Student/Teacher Ratio:** 9.1 to 1

**Mascot:** Cougars

### THE CUDDLE ZONE LEARNING CENTER

445 ALLENTOWN DR, ALLENTOWN, PA 18109

**Distance from Subject:** 4.8 Miles

**Affiliation:** Unknown

**Students:** 12

**Student/ Homeroom Ratio:** N/A

**School Colors:** N/A

**Enrollment By Grade:** PK-104 K-12

**Phone:** N/A

**Grades:** PK - KG

**School Type:** Regular

**Gender:** Coed

**Student/Teacher Ratio:** 12.0 to 1

**Mascot:** N/A

### NOTRE DAME OF BETHLEHEM SCHOOL

1835 CATASAUQUA RD, BETHLEHEM, PA 18018

**Distance from Subject:** 4.9 Miles

**Affiliation:** Roman Catholic

**Students:** 348

**Student/ Homeroom Ratio:** N/A

**School Colors:** Royal

**Enrollment By Grade:** PK-55 K-35 1-35 2-46 3-33 4-34 5-43 6-36 7-47 8-39

**Phone:** (610) 866-2231

**Grades:** PK - 8

**School Type:** Regular

**Gender:** Coed

**Student/Teacher Ratio:** 16.1 to 1

**Mascot:** N/A

### CREATIVE KIDS CLUB

90 S COMMERCE WAY STE 480, BETHLEHEM, PA 18017

**Distance from Subject:** 4.9 Miles

**Affiliation:** Unknown

**Students:** 8

**Student/ Homeroom Ratio:** N/A

**School Colors:** N/A

**Enrollment By Grade:** K-8

**Phone:** N/A

**Grades:** KG - KG

**School Type:** Regular

**Gender:** Coed

**Student/Teacher Ratio:** 8.0 to 1

**Mascot:** N/A

### COVENANT CHRISTIAN ACADEMY OF THE LEE HI

1414 PENNSYLVANIA AVE, BETHLEHEM, PA 18018

**Distance from Subject:** 5.1 Miles

**Affiliation:** Christian

**Students:** 41

**Student/ Homeroom Ratio:** N/A

**School Colors:** Maroon

**Enrollment By Grade:** K-10 1-5 2-8 3-4 4-4 5-2 6-3 7-2 8-3

**Phone:** (610) 868-7302

**Grades:** KG - 8

**School Type:** Regular

**Gender:** Coed

**Student/Teacher Ratio:** 6.5 to 1

**Mascot:** Warriors

### CAMBRIDGE DAY SCHOOL

3986 TOWNSHIP LINE RD, BETHLEHEM, PA 18020

**Distance from Subject:** 5.4 Miles

**Affiliation:** Unknown

**Students:** 8

**Phone:** N/A

**Grades:** KG - KG

**School Type:** Regular

**Gender:** Coed

**Student/Teacher Ratio:** 8.0 to 1

Prepared by RE/MAX real estate



## Private Schools

**Student/ Homeroom Ratio:** N/A  
**School Colors:** N/A  
**Enrollment By Grade:** K-8

**Mascot:** N/A

---

### LIFE ACADEMY

855 N MAXWELL ST, ALLENTOWN, PA 18109

**Distance from Subject:** 5.4 Miles

**Affiliation:** Christian

**Students:** 66

**Student/ Homeroom Ratio:** N/A

**School Colors:** N/A

**Enrollment By Grade:** K-21 1-11 2-13 3-4 4-9 5-8

**Phone:** (610) 434-0703

**Grades:** KG - 5

**School Type:** Regular

**Gender:** Coed

**Student/Teacher Ratio:** 9.6 to 1

**Mascot:** N/A

---

### BETHLEHEM CHRISTIAN SCHOOL BLUE MOUNTIAN

675 BLUE MOUNTAIN DR, CHERRYVILLE, PA 18035

**Distance from Subject:** 5.4 Miles

**Affiliation:** Christian

**Students:** 31

**Student/ Homeroom Ratio:** N/A

**School Colors:** N/A

**Enrollment By Grade:** K-5 1-8 2-1 4-7 5-5 6-5

**Phone:** N/A

**Grades:** KG - 6

**School Type:** Regular

**Gender:** Coed

**Student/Teacher Ratio:** 7.0 to 1

**Mascot:** N/A

---

### LITTLE PEOPLE DAYCARE SCHOOL

1325 FAIRMONT ST, WHITEHALL, PA 18052

**Distance from Subject:** 5.6 Miles

**Affiliation:** Unknown

**Students:** 13

**Student/ Homeroom Ratio:** N/A

**School Colors:** N/A

**Enrollment By Grade:** PK-37 K-13

**Phone:** (610) 776-0655

**Grades:** PK - KG

**School Type:** Regular

**Gender:** Coed

**Student/Teacher Ratio:** 13.0 to 1

**Mascot:** N/A

Prepared by RE/MAX real estate