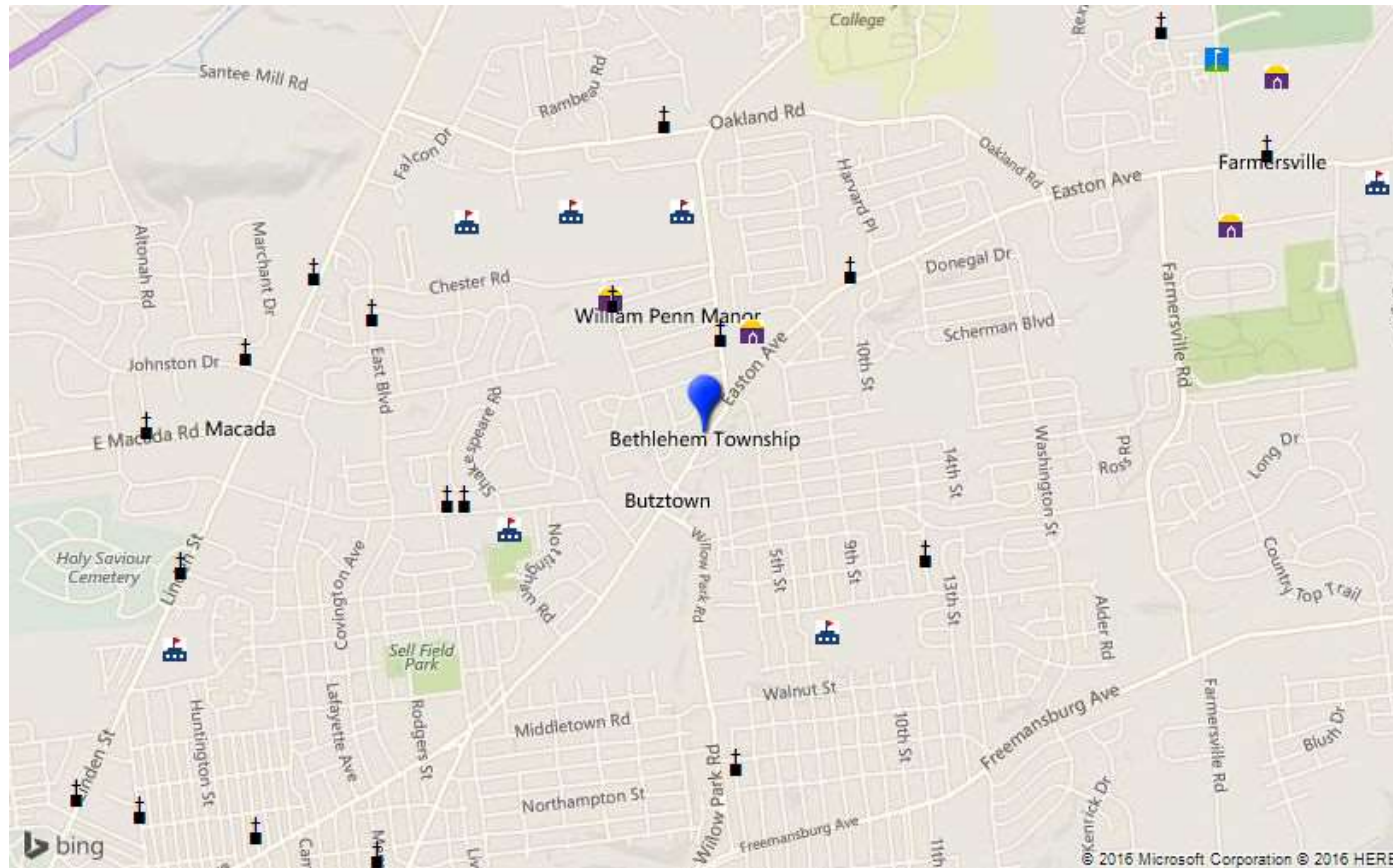




Bethlehem Twp



Prepared by RE/MAX real estate



© Homes Media Solutions

The accuracy of all information is deemed reliable, but is not guaranteed.



Neighborhood Facts



Bethlehem Twp

Prepared by RE/MAX real estate

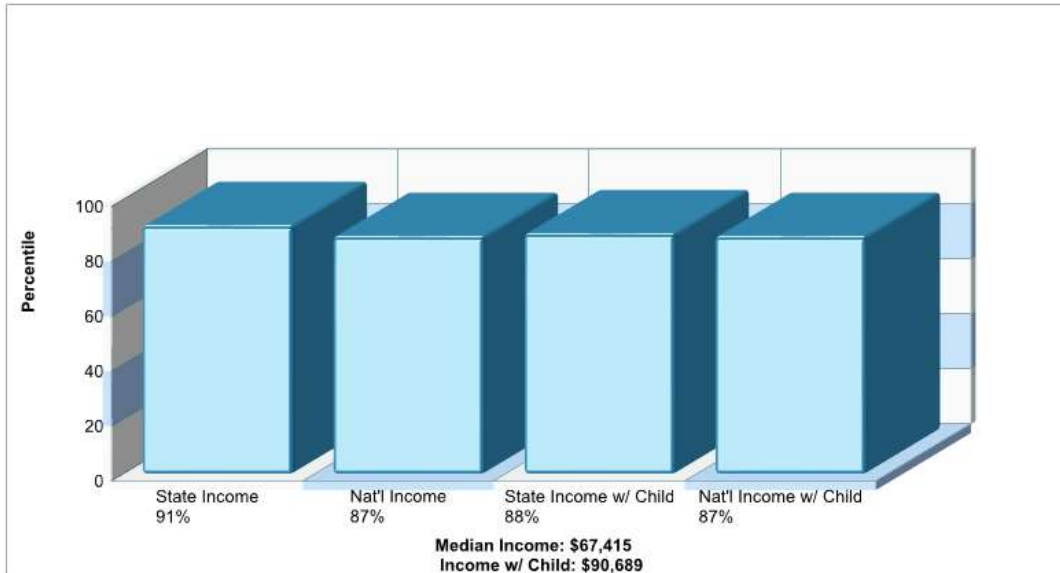


© Homes Media Solutions

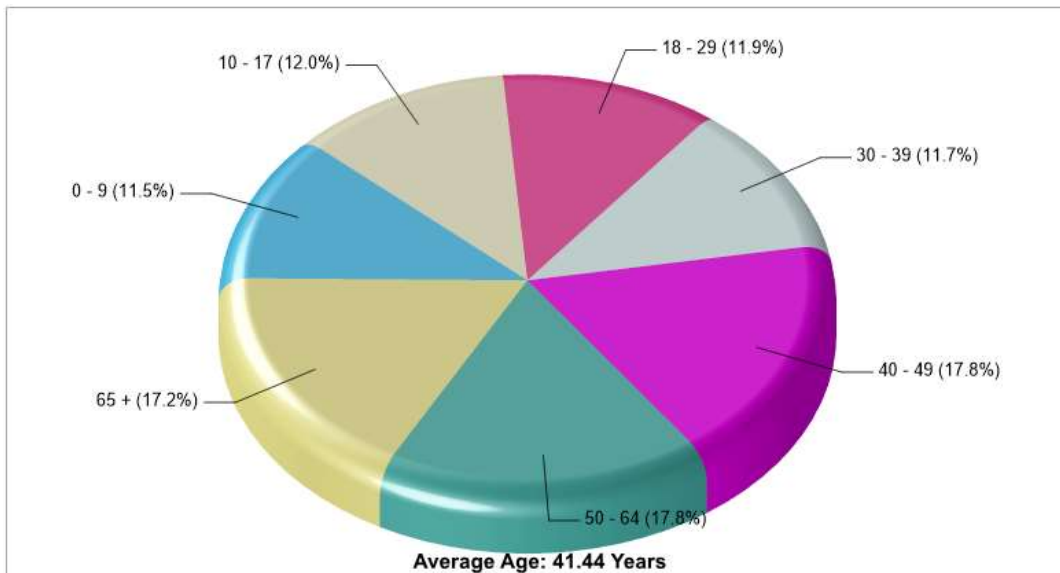
The accuracy of all information is deemed reliable, but is not guaranteed.



Location: Bethlehem Twp, PA Neighborhood Income



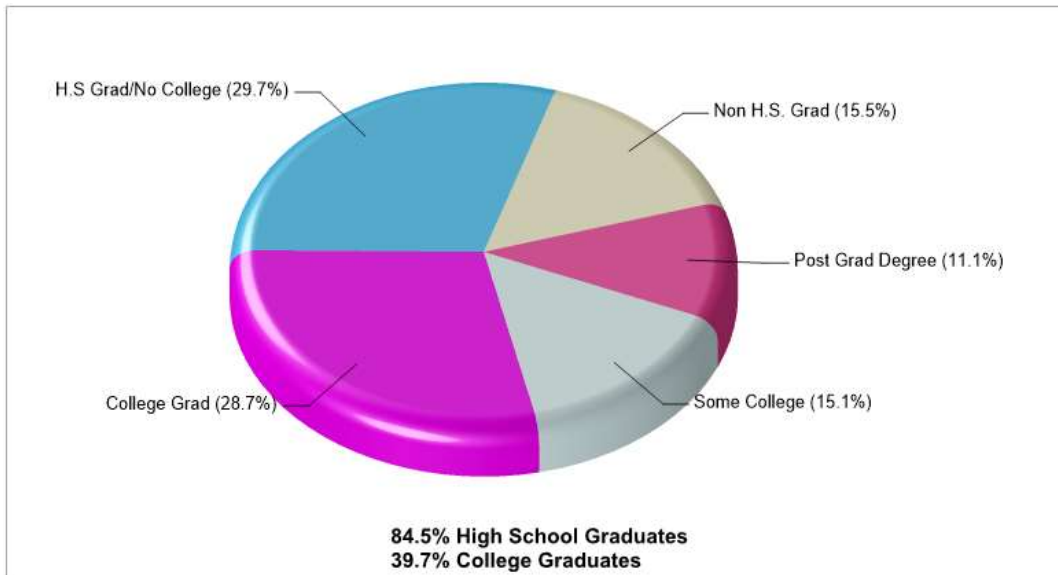
Location: Bethlehem Twp, PA Neighborhood Age Breakdown



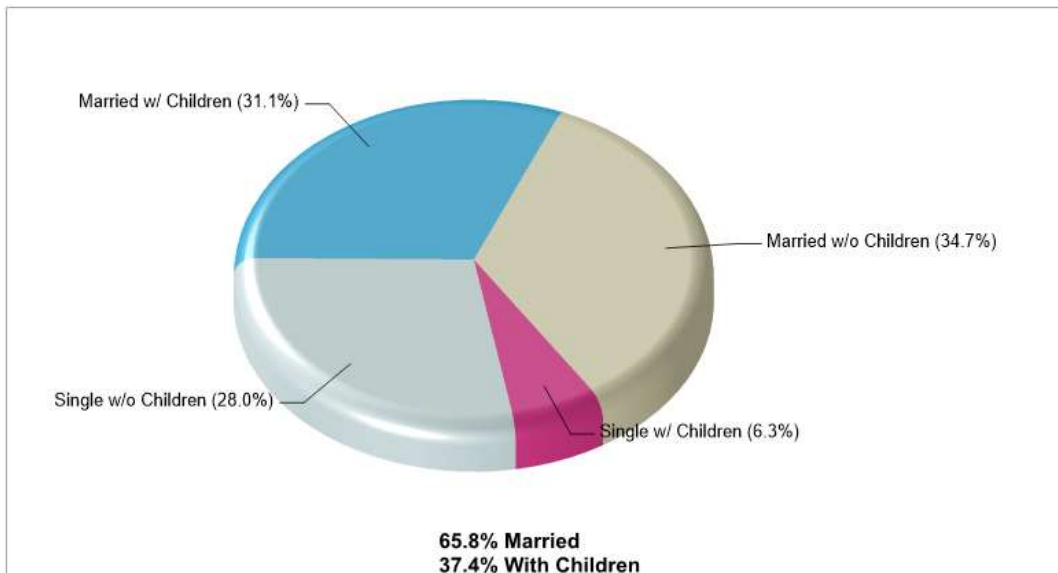
Prepared by RE/MAX real estate



Location: Bethlehem Twp, PA Neighborhood Adult Education Level



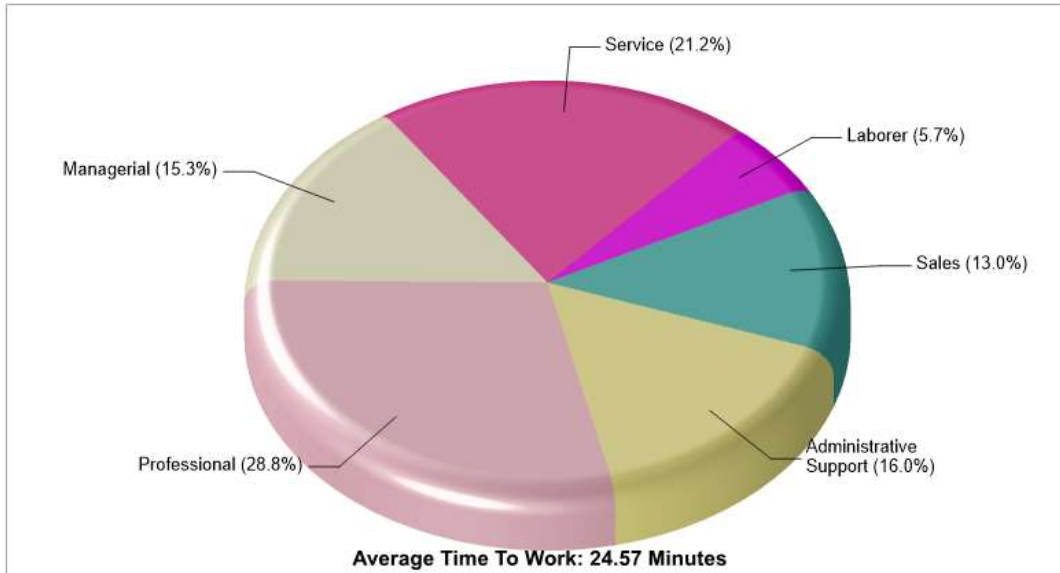
Location: Bethlehem Twp, PA Neighborhood Household Characteristics



Prepared by RE/MAX real estate



Location: Bethlehem Twp, PA Neighborhood Employment



Prepared by RE/MAX real estate



School Information



Bethlehem Twp

Prepared by RE/MAX real estate



© Homes Media Solutions

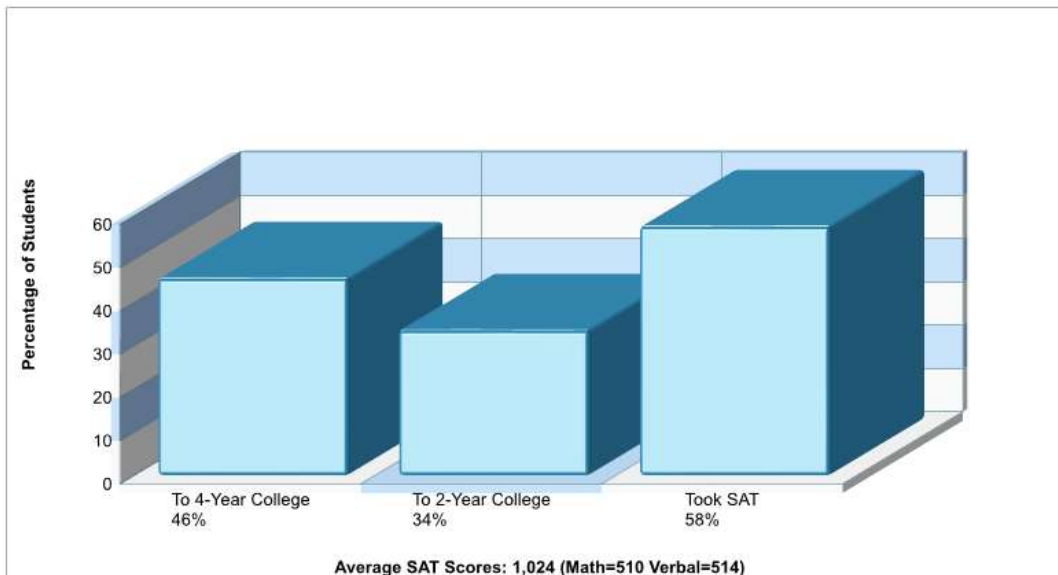
The accuracy of all information is deemed reliable, but is not guaranteed.



Location: Bethlehem Twp, PA Student Enrollment By Grade



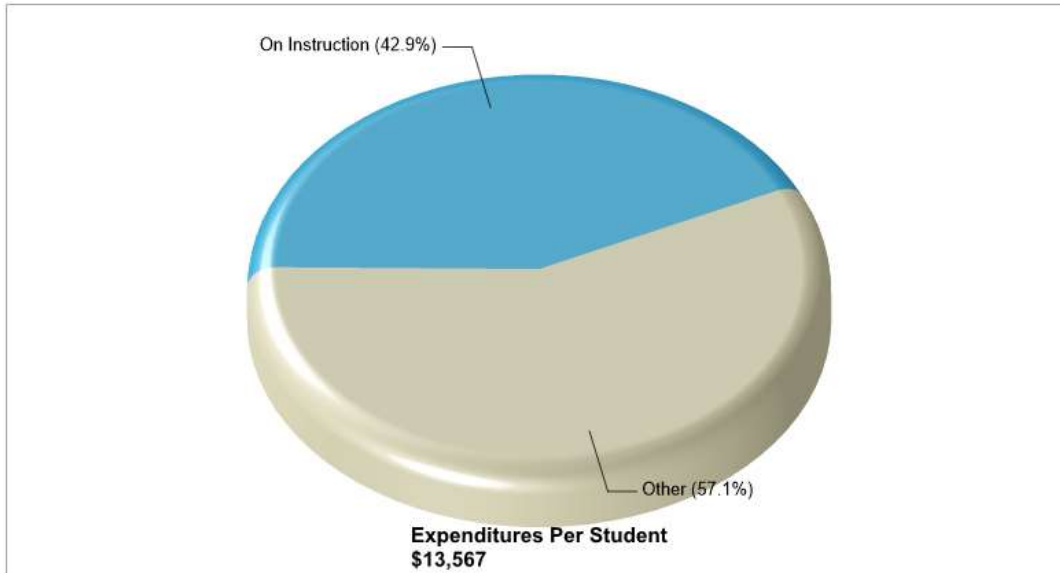
Location: Bethlehem Twp, PA High School Statistics



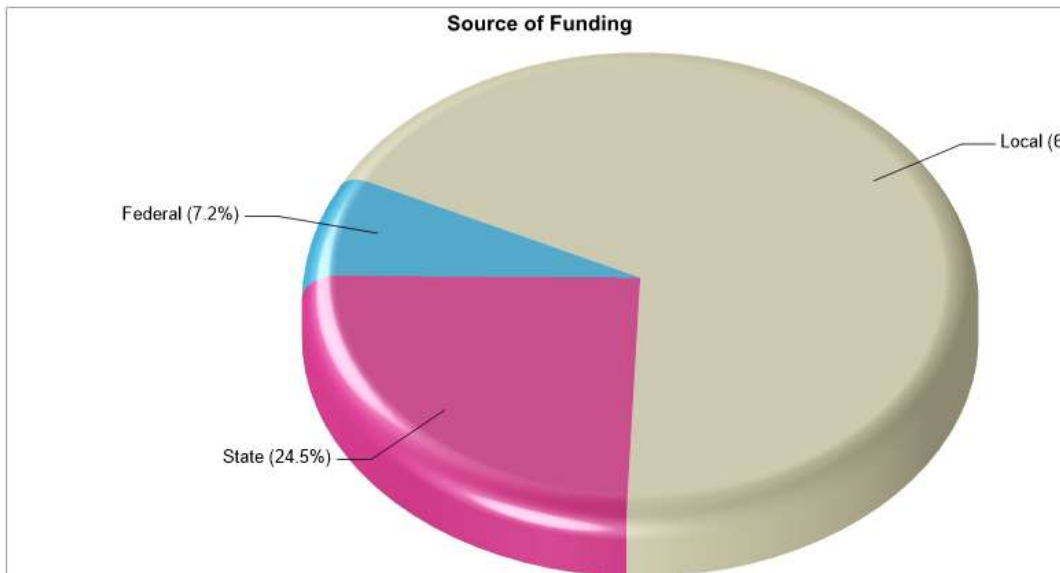
Prepared by RE/MAX real estate



Location: Bethlehem Twp, PA School Expenditures



Location: Bethlehem Twp, PA School Funding



Prepared by RE/MAX real estate



Public Schools for District

GOVERNOR WOLF EL SCH Phone: (610)867-8191
 1920 BUTZTOWN RD, BETHLEHEM, PA 18017 Grades: KG - 05

Distance from Subject: 0.6 Miles	School Type: Regular
Student/Teacher Ratio: 17.9 to 1	Students/Teachers: 465/26
Mascot: N/A	School Colors : Gold
Average SAT: N/A	Graduates To 2-Year College: N/A
Students Taking SAT: N/A	Graduates To 4-Year College: N/A
Average ACT: N/A	National Merit Finalists: N/A
Students Taking ACT: N/A	
Enrollment By Grade: K-63 1-78 2-70 3-76 4-79 5-99	

MILLER HEIGHTS EL SCH Phone: (610)868-6441
 3605 ALLEN ST, BETHLEHEM, PA 18020 Grades: KG - 05

Distance from Subject: 0.6 Miles	School Type: Regular
Student/Teacher Ratio: 16.1 to 1	Students/Teachers: 451/28
Mascot: Vikings	School Colors : Purple
Average SAT: N/A	Graduates To 2-Year College: N/A
Students Taking SAT: N/A	Graduates To 4-Year College: N/A
Average ACT: N/A	National Merit Finalists: N/A
Students Taking ACT: N/A	
Enrollment By Grade: K-63 1-60 2-87 3-75 4-78 5-88	

FREEDOM HS Phone: (610)867-5843
 3149 CHESTER AVE, BETHLEHEM, PA 18020 Grades: 09 - 12

Distance from Subject: 0.7 Miles	School Type: Regular
Student/Teacher Ratio: 18.3 to 1	Students/Teachers: 1939/106
Mascot: Patriots	School Colors : Gold
Average SAT: 1011(Math 507 Verbal 504)	Graduates To 2-Year College: 38%
Students Taking SAT: 50%	Graduates To 4-Year College: 46%
Average ACT: N/A	National Merit Finalists: 1
Students Taking ACT: N/A	
Enrollment By Grade: 9-472 10-508 11-453 12-500	

EAST HILLS MS Phone: (610)867-0541
 2005 CHESTER RD, BETHLEHEM, PA 18017 Grades: 06 - 08

Distance from Subject: 0.8 Miles	School Type: Regular
Student/Teacher Ratio: 15.9 to 1	Students/Teachers: 1111/70
Mascot: Chargers	School Colors : Maroon
Average SAT: N/A	Graduates To 2-Year College: N/A
Students Taking SAT: N/A	Graduates To 4-Year College: N/A
Average ACT: N/A	National Merit Finalists: N/A
Students Taking ACT: N/A	
Enrollment By Grade: 6-357 7-362 8-392	

SPRING GARDEN EL SCH Phone: (610)868-6071
 901 NORTH BLVD, BETHLEHEM, PA 18017 Grades: KG - 05

Distance from Subject: 1.5 Miles	School Type: Regular
Student/Teacher Ratio: 15.7 to 1	Students/Teachers: 550/35
Mascot: Rams	School Colors : Kelly Green
Average SAT: N/A	Graduates To 2-Year College: N/A

Prepared by RE/MAX real estate



Public Schools for District

Students Taking SAT: N/A
Average ACT: N/A
Students Taking ACT: N/A
Enrollment By Grade: K-88 1-106 2-74 3-95 4-84 5-103
Graduates To 4-Year College: N/A
National Merit Finalists: N/A

LINCOLN EL SCH **Phone:** (610)866-8727
 1260 GRESHAM ST, BETHLEHEM, PA 18017 **Grades:** KG - 05
Distance from Subject: 1.6 Miles **School Type:** Regular
Student/Teacher Ratio: 15.2 to 1 **Students/Teachers:** 396/26
Mascot: Lions **School Colors :** Gold
Average SAT: N/A **Graduates To 2-Year College:** N/A
Students Taking SAT: N/A **Graduates To 4-Year College:** N/A
Average ACT: N/A **National Merit Finalists:** N/A
Students Taking ACT: N/A
Enrollment By Grade: K-48 1-72 2-67 3-61 4-79 5-69

MARVINE EL SCH **Phone:** (610)865-0012
 1425 LIVINGSTON ST, BETHLEHEM, PA 18017 **Grades:** KG - 05
Distance from Subject: 1.7 Miles **School Type:** Regular
Student/Teacher Ratio: 13.7 to 1 **Students/Teachers:** 355/26
Mascot: N/A **School Colors :** Royal
Average SAT: N/A **Graduates To 2-Year College:** N/A
Students Taking SAT: N/A **Graduates To 4-Year College:** N/A
Average ACT: N/A **National Merit Finalists:** N/A
Students Taking ACT: N/A
Enrollment By Grade: K-50 1-68 2-67 3-52 4-59 5-59

FARMERSVILLE EL SCH **Phone:** (610)868-0471
 7036 WM PENN HWY, EASTON, PA 18045 **Grades:** KG - 05
Distance from Subject: 1.9 Miles **School Type:** Regular
Student/Teacher Ratio: 17.0 to 1 **Students/Teachers:** 543/32
Mascot: Tigers **School Colors :** Yellow
Average SAT: N/A **Graduates To 2-Year College:** N/A
Students Taking SAT: N/A **Graduates To 4-Year College:** N/A
Average ACT: N/A **National Merit Finalists:** N/A
Students Taking ACT: N/A
Enrollment By Grade: K-72 1-82 2-105 3-100 4-80 5-104

FREEMANSBURG EL SCH **Phone:** (610)866-6681
 501 MONROE ST, FREEMANSBURG, PA 18017 **Grades:** KG - 05
Distance from Subject: 2.1 Miles **School Type:** Regular
Student/Teacher Ratio: 14.4 to 1 **Students/Teachers:** 432/30
Mascot: Eagles **School Colors :** Red
Average SAT: N/A **Graduates To 2-Year College:** N/A
Students Taking SAT: N/A **Graduates To 4-Year College:** N/A
Average ACT: N/A **National Merit Finalists:** N/A
Students Taking ACT: N/A
Enrollment By Grade: K-82 1-71 2-71 3-57 4-71 5-80

NORTHEAST MS **Phone:** (610)868-8581
 1170 FERNWOOD ST, BETHLEHEM, PA 18018 **Grades:** 06 - 08

Prepared by RE/MAX real estate



Public Schools for District

Distance from Subject: 2.4 Miles
Student/Teacher Ratio: 15.2 to 1
Mascot: Hornets
Average SAT: N/A
Students Taking SAT: N/A
Average ACT: N/A
Students Taking ACT: N/A
Enrollment By Grade: 6-256 7-289 8-304

School Type: Regular
Students/Teachers: 849/56
School Colors : Kelly Green
Graduates To 2-Year College: N/A
Graduates To 4-Year College: N/A
National Merit Finalists: N/A

LIBERTY HS
 1115 LINDEN ST, BETHLEHEM, PA 18018

Phone: (610)691-7200
Grades: 09 - 12

Distance from Subject: 2.8 Miles
Student/Teacher Ratio: 18.1 to 1
Mascot: Liberty Hurricanes
Average SAT: 1037(Math 512 Verbal 525)
Students Taking SAT: 65%
Average ACT: 22.0
Students Taking ACT: 5%
Enrollment By Grade: 9-766 10-716 11-625 12-681

School Type: Regular
Students/Teachers: 2809/155
School Colors : Red
Graduates To 2-Year College: 31%
Graduates To 4-Year College: 47%
National Merit Finalists: 1

WILLIAM PENN EL SCH
 1002 MAIN ST, BETHLEHEM, PA 18018

Phone: (610)694-0116
Grades: KG - 05

Distance from Subject: 3.2 Miles
Student/Teacher Ratio: 15.2 to 1
Mascot: Quakers
Average SAT: N/A
Students Taking SAT: N/A
Average ACT: N/A
Students Taking ACT: N/A
Enrollment By Grade: K-41 1-31 2-48 3-54 4-45 5-39

School Type: Regular
Students/Teachers: 258/17
School Colors : Royal
Graduates To 2-Year College: N/A
Graduates To 4-Year College: N/A
National Merit Finalists: N/A

DONEGAN EL SCH
 1210 EAST 4TH ST, BETHLEHEM, PA 18015

Phone: (610)866-0031
Grades: KG - 05

Distance from Subject: 3.4 Miles
Student/Teacher Ratio: 10.4 to 1
Mascot: N/A
Average SAT: N/A
Students Taking SAT: N/A
Average ACT: N/A
Students Taking ACT: N/A
Enrollment By Grade: K-67 1-55 2-44 3-69 4-56 5-61

School Type: Regular
Students/Teachers: 352/34
School Colors : Gold
Graduates To 2-Year College: N/A
Graduates To 4-Year College: N/A
National Merit Finalists: N/A

THOMAS JEFFERSON EL SCH
 404 EAST NORTH ST, BETHLEHEM, PA 18018

Phone: (610)691-1776
Grades: KG - 05

Distance from Subject: 3.7 Miles
Student/Teacher Ratio: 14.1 to 1
Mascot: N/A
Average SAT: N/A
Students Taking SAT: N/A
Average ACT: N/A
Students Taking ACT: N/A

School Type: Regular
Students/Teachers: 254/18
School Colors : Red
Graduates To 2-Year College: N/A
Graduates To 4-Year College: N/A
National Merit Finalists: N/A

Prepared by RE/MAX real estate



Public Schools for District

Enrollment By Grade: K-39 1-42 2-44 3-37 4-41 5-51

HANOVER EL SCH

3890 JACKSONVILLE RD, BETHLEHEM, PA 18017

Phone: (610)691-3210

Grades: KG - 05

Distance from Subject: 3.8 Miles

Student/Teacher Ratio: 15.4 to 1

Mascot: Hawks

Average SAT: N/A

Students Taking SAT: N/A

Average ACT: N/A

Students Taking ACT: N/A

Enrollment By Grade: K-37 1-36 2-36 3-37 4-43 5-58

School Type: Regular

Students/Teachers: 247/16

School Colors : Purple

Graduates To 2-Year College: N/A

Graduates To 4-Year College: N/A

National Merit Finalists: N/A

NITSCHMANN MS

909 WEST UNION BLVD, BETHLEHEM, PA 18018

Phone: (610)866-5781

Grades: 06 - 08

Distance from Subject: 3.9 Miles

Student/Teacher Ratio: 16.6 to 1

Mascot: Lions

Average SAT: N/A

Students Taking SAT: N/A

Average ACT: N/A

Students Taking ACT: N/A

Enrollment By Grade: 6-309 7-310 8-295

School Type: Regular

Students/Teachers: 914/55

School Colors : Royal

Graduates To 2-Year College: N/A

Graduates To 4-Year College: N/A

National Merit Finalists: N/A

BROUGHAL MS

114 WEST MORTON ST, BETHLEHEM, PA 18015

Phone: (610)866-5041

Grades: 06 - 08

Distance from Subject: 4.1 Miles

Student/Teacher Ratio: 12.7 to 1

Mascot: Rockets

Average SAT: N/A

Students Taking SAT: N/A

Average ACT: N/A

Students Taking ACT: N/A

Enrollment By Grade: 6-183 7-216 8-185

School Type: Regular

Students/Teachers: 584/46

School Colors : Navy

Graduates To 2-Year College: N/A

Graduates To 4-Year College: N/A

National Merit Finalists: N/A

JAMES BUCHANAN EL SCH

1621 CATASAUQUA RD, BETHLEHEM, PA 18017

Phone: (610)865-1766

Grades: KG - 05

Distance from Subject: 4.1 Miles

Student/Teacher Ratio: 15.6 to 1

Mascot: Bulldogs

Average SAT: N/A

Students Taking SAT: N/A

Average ACT: N/A

Students Taking ACT: N/A

Enrollment By Grade: K-47 1-41 2-53 3-41 4-37 5-46

School Type: Regular

Students/Teachers: 265/17

School Colors : Royal

Graduates To 2-Year College: N/A

Graduates To 4-Year College: N/A

National Merit Finalists: N/A

ASA PACKER EL SCH

1650 KENWOOD DR, BETHLEHEM, PA 18017

Phone: (610)865-0660

Grades: KG - 05

Distance from Subject: 4.1 Miles

Student/Teacher Ratio: 16.3 to 1

Mascot: Pumas

School Type: Regular

Students/Teachers: 376/23

School Colors : Royal

Prepared by RE/MAX real estate



Public Schools for District

Average SAT:	N/A	Graduates To 2-Year College:	N/A
Students Taking SAT:	N/A	Graduates To 4-Year College:	N/A
Average ACT:	N/A	National Merit Finalists:	N/A
Students Taking ACT:	N/A		
Enrollment By Grade:	K-49 1-70 2-53 3-73 4-65 5-66		

CALYPSO EL SCH

1021 CALYPSO AVE, BETHLEHEM, PA 18018

Phone: (610)691-0152

Grades: KG - 05

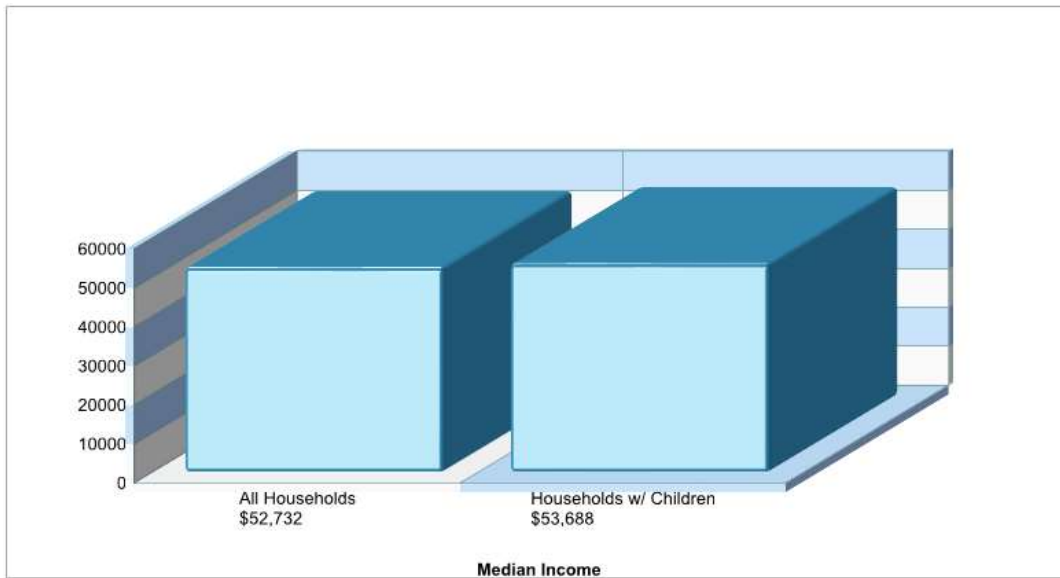
Distance from Subject:	4.3 Miles	School Type:	Regular
Student/Teacher Ratio:	15.6 to 1	Students/Teachers:	280/18
Mascot:	Cougars	School Colors :	Gold
Average SAT:	N/A	Graduates To 2-Year College:	N/A
Students Taking SAT:	N/A	Graduates To 4-Year College:	N/A
Average ACT:	N/A	National Merit Finalists:	N/A
Students Taking ACT:	N/A		
Enrollment By Grade:	K-41 1-45 2-44 3-59 4-41 5-50		

Prepared by RE/MAX real estate

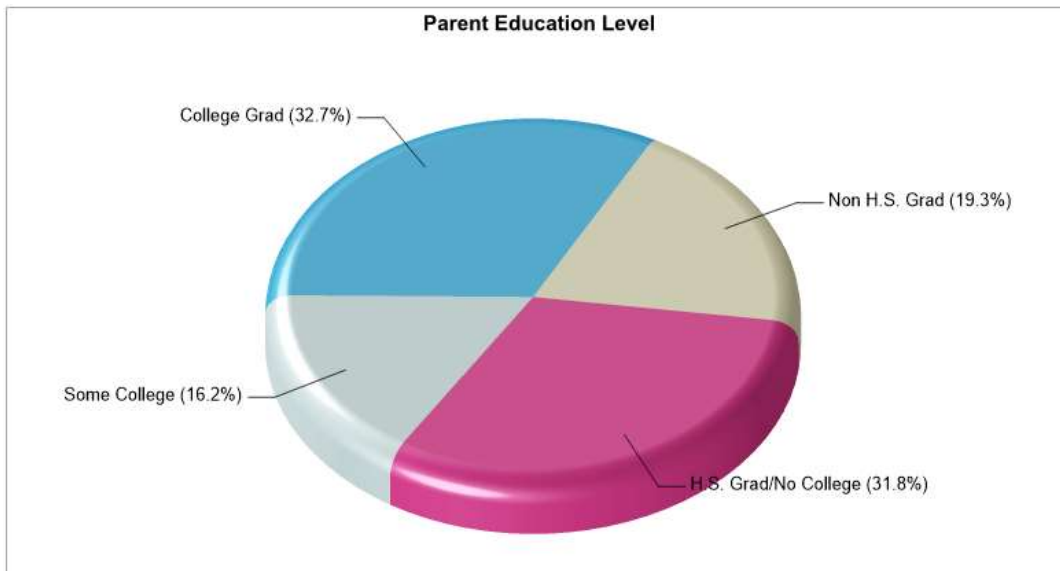




Location: Bethlehem Twp, PA Household Income



Location: Bethlehem Twp, PA Parent Education Level



Prepared by RE/MAX real estate



Private Schools

BETHLEHEM CHRISTIAN SCHOOL

3100 HECKTOWN RD, BETHLEHEM, PA 18020
Distance from Subject: 0.3 Miles
Affiliation: Christian
Students: 126
Student/ Homeroom Ratio: N/A
School Colors: Royal
Enrollment By Grade: K-21 1-25 2-19 3-16 4-22

Phone: 610-868-6020
Grades: KG - 4
School Type: Regular
Gender: Coed
Student/Teacher Ratio: 12.9 to 1
Mascot: Panthers

OUR LADY OF PERPETUAL HELP SCHOOL

3221 SANTEE RD, BETHLEHEM, PA 18020
Distance from Subject: 0.4 Miles
Affiliation: Roman Catholic
Students: 287
Student/ Homeroom Ratio: N/A
School Colors: Royal
Enrollment By Grade: PK-23 K-35 1-28 2-34 3-30 4-35 5-33 6-31 7-31 8-30

Phone: (610) 868-6570
Grades: PK - 8
School Type: Regular
Gender: Coed
Student/Teacher Ratio: 18.6 to 1
Mascot: Cougars

THE GODDARD SCHOOL

4500 FALMER DR, BETHLEHEM, PA 18020
Distance from Subject: 1.5 Miles
Affiliation: Unknown
Students: 13
Student/ Homeroom Ratio: N/A
School Colors: N/A
Enrollment By Grade: PK-38 K-13

Phone: N/A
Grades: PK - KG
School Type: Regular
Gender: Coed
Student/Teacher Ratio: 13.0 to 1
Mascot: N/A

NOTRE DAME HIGH SCHOOL

3417 CHURCH RD, EASTON, PA 18045
Distance from Subject: 1.8 Miles
Affiliation: Roman Catholic
Students: 562
Student/ Homeroom Ratio: N/A
School Colors: Royal
Enrollment By Grade: 9-149 10-110 11-123 12-180

Phone: (610) 868-1431
Grades: 9 - 12
School Type: Regular
Gender: Coed
Student/Teacher Ratio: 17.3 to 1
Mascot: Crusaders

MORAVIAN ACADEMY UPPER SCHOOL

4313 GREEN POND RD, BETHLEHEM, PA 18020
Distance from Subject: 1.9 Miles
Affiliation: Brethren
Students: 286
Student/ Homeroom Ratio: N/A
School Colors: N/A
Enrollment By Grade: 9-67 10-79 11-77 12-63

Phone: N/A
Grades: 9 - 12
School Type: Regular
Gender: Coed
Student/Teacher Ratio: 8.4 to 1
Mascot: N/A

CAMBRIDGE DAY SCHOOL

2201 EMRICK BLVD, BETHLEHEM, PA 18020
Distance from Subject: 2.2 Miles
Affiliation: Unknown

Phone: N/A
Grades: PK - 4
School Type: Regular
Gender: Coed

Prepared by RE/MAX real estate



Private Schools

Students: 10
Student/ Homeroom Ratio: N/A
School Colors: N/A
Enrollment By Grade: PK-10 K-5

Student/Teacher Ratio: 10.0 to 1
Mascot: N/A

BETHLEHEM CATHOLIC HIGH SCHOOL
2133 MADISON AVE, BETHLEHEM, PA 18017
Distance from Subject: 2.3 Miles
Affiliation: Roman Catholic
Students: 762
Student/ Homeroom Ratio: N/A
School Colors: Brown
Enrollment By Grade: 9-175 10-213 11-199 12-175

Phone: (610) 866-0791
Grades: 9 - 12

School Type: Regular
Gender: Coed
Student/Teacher Ratio: 18.7 to 1
Mascot: Hawks

ST ANNE SCHOOL
375 HICKORY ST, BETHLEHEM, PA 18017
Distance from Subject: 2.3 Miles
Affiliation: Roman Catholic
Students: 347
Student/ Homeroom Ratio: N/A
School Colors: N/A
Enrollment By Grade: PK-50 K-39 1-41 2-51 3-37 4-45 5-41 6-51 7-42

Phone: N/A
Grades: PK - 7

School Type: Regular
Gender: Coed
Student/Teacher Ratio: 15.6 to 1
Mascot: N/A

CAMBRIDGE DAY SCHOOL
3986 TOWNSHIP LINE RD, BETHLEHEM, PA 18020
Distance from Subject: 2.5 Miles
Affiliation: Unknown
Students: 8
Student/ Homeroom Ratio: N/A
School Colors: N/A
Enrollment By Grade: K-8

Phone: N/A
Grades: KG - KG

School Type: Regular
Gender: Coed
Student/Teacher Ratio: 8.0 to 1
Mascot: N/A

CREATIVE KIDS CLUB
90 S COMMERCE WAY STE 480, BETHLEHEM, PA 18017
Distance from Subject: 2.8 Miles
Affiliation: Unknown
Students: 8
Student/ Homeroom Ratio: N/A
School Colors: N/A
Enrollment By Grade: K-8

Phone: N/A
Grades: KG - KG

School Type: Regular
Gender: Coed
Student/Teacher Ratio: 8.0 to 1
Mascot: N/A

GATEWAY SCHOOL OF LEHIGH VALLEY
424 CENTER ST, BETHLEHEM, PA 18018
Distance from Subject: 3.4 Miles
Affiliation: Unknown
Students: 7
Student/ Homeroom Ratio: N/A
School Colors: N/A
Enrollment By Grade: 7-1 8-2 10-1 11-2 12-1

Phone: (610) 867-8055
Grades: 7 - 12

School Type: Regular
Gender: Coed
Student/Teacher Ratio: 6.4 to 1
Mascot: N/A

Prepared by RE/MAX real estate



Private Schools

MORAVIAN ACADEMY MIDDLE SCHOOL
 11 W MARKET ST, BETHLEHEM, PA 18018
Distance from Subject: 3.5 Miles
Affiliation: Unknown
Students: 198
Student/ Homeroom Ratio: N/A
School Colors: N/A
Enrollment By Grade: 6-58 7-70 8-70

Phone: N/A
Grades: 6 - 8
School Type: Regular
Gender: Coed
Student/Teacher Ratio: 8.1 to 1
Mascot: N/A

SETON ACADEMY
 623 6TH AVE, BETHLEHEM, PA 18018
Distance from Subject: 3.9 Miles
Affiliation: Roman Catholic
Students: 117
Student/ Homeroom Ratio: N/A
School Colors: Royal
Enrollment By Grade: K-13 1-14 2-9 3-8 4-15 5-10 6-17 7-13 8-18

Phone: (610) 867-9530
Grades: KG - 8
School Type: Regular
Gender: Coed
Student/Teacher Ratio: 11.4 to 1
Mascot: Crusaders

HOLY INFANCY SCHOOL
 127 E 4TH ST, BETHLEHEM, PA 18015
Distance from Subject: 3.9 Miles
Affiliation: Roman Catholic
Students: 132
Student/ Homeroom Ratio: N/A
School Colors: Royal
Enrollment By Grade: PK-15 K-21 1-19 2-21 3-16 4-13 5-10 6-14 7-11 8-7

Phone: (610) 868-2621
Grades: PK - 8
School Type: Regular
Gender: Coed
Student/Teacher Ratio: 10.7 to 1
Mascot: Beth Stars

CHESTERBROOK ACADEMY
 1550 VALLEY CENTER PKWY # 200, BETHLEHEM, PA 18017
Distance from Subject: 4.0 Miles
Affiliation: Unknown
Students: 16
Student/ Homeroom Ratio: N/A
School Colors: N/A
Enrollment By Grade: PK-48 K-4

Phone: (610) 974-9100
Grades: PK - 4
School Type: Regular
Gender: Coed
Student/Teacher Ratio: 16.0 to 1
Mascot: N/A

EASTON BAPTIST ACADEMY
 177 N GREENWOOD AVE, EASTON, PA 18045
Distance from Subject: 4.2 Miles
Affiliation: Baptist
Students: 12
Student/ Homeroom Ratio: N/A
School Colors: N/A
Enrollment By Grade: K-1 1-1 2-2 5-1 6-1 7-2 10-2 11-2

Phone: N/A
Grades: KG - 11
School Type: Regular
Gender: Coed
Student/Teacher Ratio: 12.0 to 1
Mascot: N/A

ST NICHOLAS GREEK ORTHODOX ACADEMY
 1607 W UNION BLVD, BETHLEHEM, PA 18018
Distance from Subject: 4.3 Miles
Affiliation: Greek Orthodox
Students: 30

Phone: N/A
Grades: KG - 4
School Type: Regular
Gender: Coed
Student/Teacher Ratio: 30.0 to 1

Prepared by RE/MAX real estate



Private Schools

Student/ Homeroom Ratio: N/A
School Colors: N/A
Enrollment By Grade: K-26

Mascot: N/A

NOTRE DAME OF BETHLEHEM SCHOOL
1835 CATASAUQUA RD, BETHLEHEM, PA 18018

Phone: (610) 866-2231
Grades: PK - 8

Distance from Subject: 4.4 Miles

School Type: Regular

Affiliation: Roman Catholic

Gender: Coed

Students: 348

Student/Teacher Ratio: 16.1 to 1

Student/ Homeroom Ratio: N/A

Mascot: N/A

School Colors: Royal

Enrollment By Grade: PK-55 K-35 1-35 2-46 3-33 4-34 5-43 6-36 7-47 8-39

THE CHILDRENS GARDEN EARLY ED CENTER

Phone: (610) 258-0500

61 KUNKLE DR, EASTON, PA 18045

Grades: KG - KG

Distance from Subject: 4.6 Miles

School Type: Regular

Affiliation: Unknown

Gender: Coed

Students: 17

Student/Teacher Ratio: 6.1 to 1

Student/ Homeroom Ratio: N/A

Mascot: N/A

School Colors: N/A

Enrollment By Grade: K-17

ST THERESA SCHOOL

Phone: (610) 838-8161

300 LEONARD ST, HELLERTOWN, PA 18055

Grades: PK - 8

Distance from Subject: 4.7 Miles

School Type: Regular

Affiliation: Roman Catholic

Gender: Coed

Students: 131

Student/Teacher Ratio: 11.4 to 1

Student/ Homeroom Ratio: N/A

Mascot: Cougars

School Colors: Maroon

Enrollment By Grade: PK-20 K-15 1-14 2-20 3-18 4-14 5-16 6-14 7-10 8-10

Prepared by RE/MAX real estate



Recent Home Sales



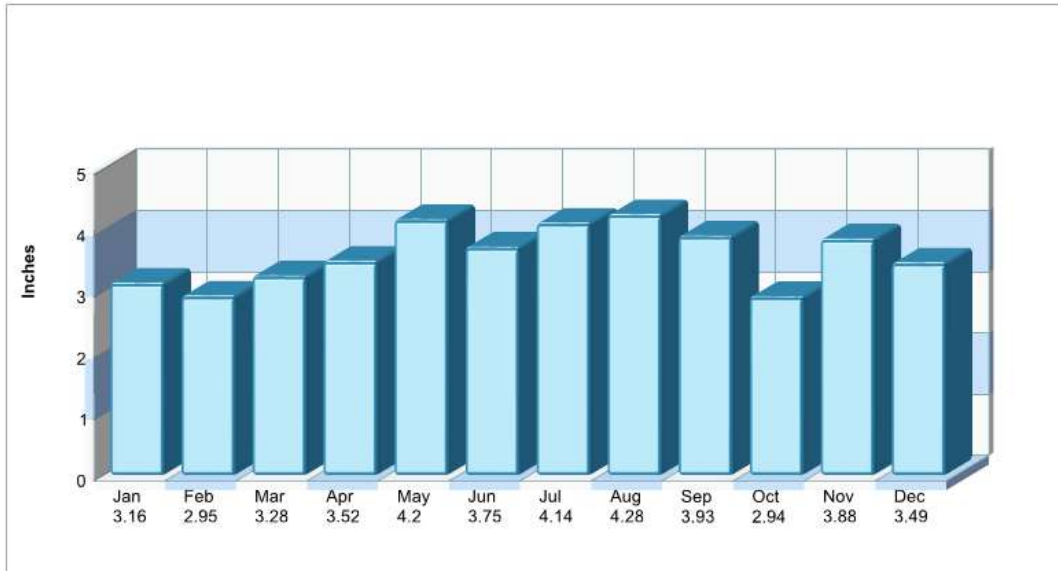
**Location: Bethlehem Twp, PA
Home Sales Pricing Pattern**

Prepared by RE/MAX real estate

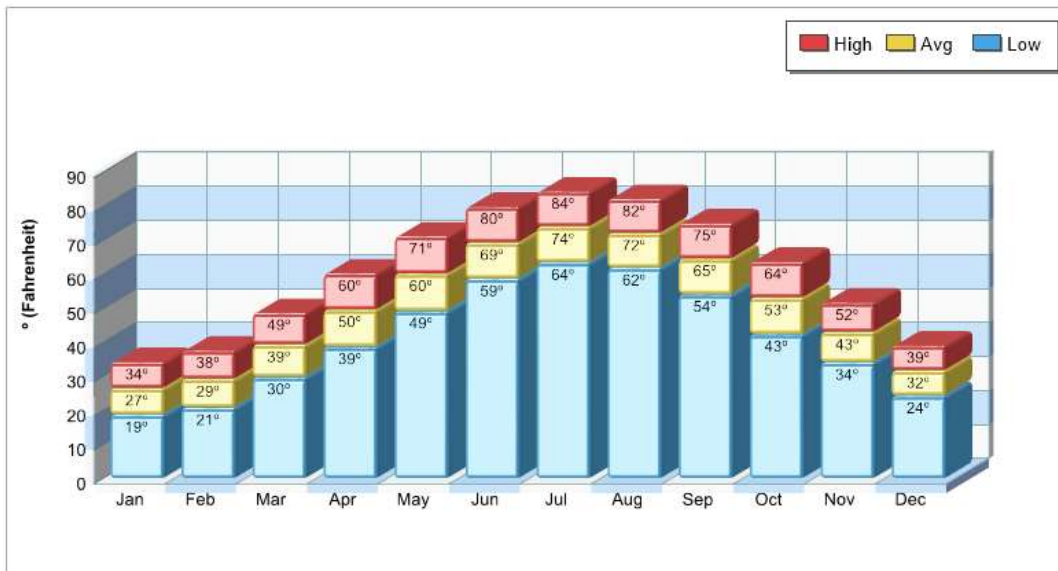




Average Precipitation Measured at ALLENTOWN AIRPORT (elevation: 388ft.)



Temperature Measured at ALLENTOWN AIRPORT (elevation: 388ft.)



Prepared by RE/MAX real estate



Houses of Worship



Bethlehem Twp

Prepared by RE/MAX real estate



© Homes Media Solutions

The accuracy of all information is deemed reliable, but is not guaranteed.



Houses of Worship

EBENEZER BIBLE FLLWSHP CHRCH Phone: 6108685501
 3100 HECKTOWN RD Bethlehem, PA 18020 Distance from Subject: 0.24 miles
Denomination: Churches, Denomination Unknown

OUR LADY OF PERPETUAL HELP Phone: 6108678002
 3219 SANTEE RD Bethlehem, PA 18020 Distance from Subject: 0.41 miles
Denomination: Churches, Denomination Unknown

ST MARK'S LUTH CHURCH Phone: 6106940212
 3771 EASTON AVE Bethlehem, PA 18020 Distance from Subject: 0.55 miles
Denomination: Lutheran Churches

EAST HILLS MORAVIAN CHURCH Phone: 6108686481
 1830 BUTZTOWN RD Bethlehem, PA 18017 Distance from Subject: 0.67 miles
Denomination: Churches, Denomination Unknown

BREAD OF LIFE INTL Phone: 6108666108
 2419 12th St Bethlehem, PA 18020 Distance from Subject: 0.67 miles
Denomination: Churches, Denomination Unknown

MORAVIAN EAST Phone: 6108670215
 1807 Butztown Rd Bethlehem, PA 18017 Distance from Subject: 0.71 miles
Denomination: Churches, Denomination Unknown

EPWORTH UNITED METHODIST CHRCH Phone: 6108685354
 3245 OAKLAND RD Bethlehem, PA 18020 Distance from Subject: 0.80 miles
Denomination: Methodist Churches

FAITH BAPTIST CHURCH BETHLEHEM Phone: 6108610535
 1926 2ND ST Bethlehem, PA 18020 Distance from Subject: 0.90 miles
Denomination: Baptist Churches

BETHLEHEM CHURCH OF CHRIST Phone: 6108684996
 3221 EAST BLVD Bethlehem, PA 18017 Distance from Subject: 0.93 miles
Denomination: Churches of Christ

FIRST BAPTIST CHURCH Phone: 6108654600
 3235 LINDEN ST Bethlehem, PA 18017 Distance from Subject: 1.11 miles
Denomination: Baptist Churches

ST PETER & PAUL BYZANTINE Phone: 6108679234
 1140 Johnston Dr Bethlehem, PA 18017 Distance from Subject: 1.23 miles
Denomination: Churches, Denomination Unknown

WOMAN-ZION PRAYER MINISTRIES Phone: 6104191481
 1958 Mary St Bethlehem, PA 18017 Distance from Subject: 1.43 miles

Prepared by RE/MAX real estate





Houses of Worship

Denomination: Churches, Denomination Unknown

JEHOVAHS WITNESSES KNGDM HALL

2718 LINDEN ST Bethlehem, PA 18017

Denomination: Jehovahs Witnesses

Phone: 6106912930

Distance from Subject: 1.44 miles

ST THOMAS UNITED CHURCH CHRST

902 E MACADA RD Bethlehem, PA 18017

Denomination: Churches of Christ

Phone: 6108689167

Distance from Subject: 1.47 miles

PROMISED LAND CHURCH-NAZERENE

3982 Hecktown Rd Bethlehem, PA 18020

Denomination: Churches, Denomination Unknown

Phone: 6107597243

Distance from Subject: 1.55 miles

FELLOWSHIP BAPTIST CHURCH

102 QUAKER DR Bethlehem, PA 18020

Denomination: Baptist Churches

Phone: 6107588018

Distance from Subject: 1.59 miles

MESSIAH LUTHERAN CHURCH

2020 Worthington Ave Bethlehem, PA 18017

Denomination: Lutheran Churches

Phone: 6106912321

Distance from Subject: 1.60 miles

ST JOHN'S UCC OF FARMERSVILLE

8065 WILLIAM PENN HW Easton, PA 18045

Denomination: Churches of Christ

Phone: 6108661155

Distance from Subject: 1.64 miles

CHURCH OF CHRIST OF LEHIGH VLY

3400 BROADHEAD RD Bethlehem, PA 18020

Denomination: Churches of Christ

Phone: 6106911116

Distance from Subject: 1.67 miles

OUR LORD'S ASCENSION

2105 JENNINGS ST Bethlehem, PA 18017

Denomination: Christian & Reformed Churches

Phone: 6106940164

Distance from Subject: 1.81 miles

Prepared by RE/MAX real estate





County Facts



Bethlehem Twp

Prepared by RE/MAX real estate

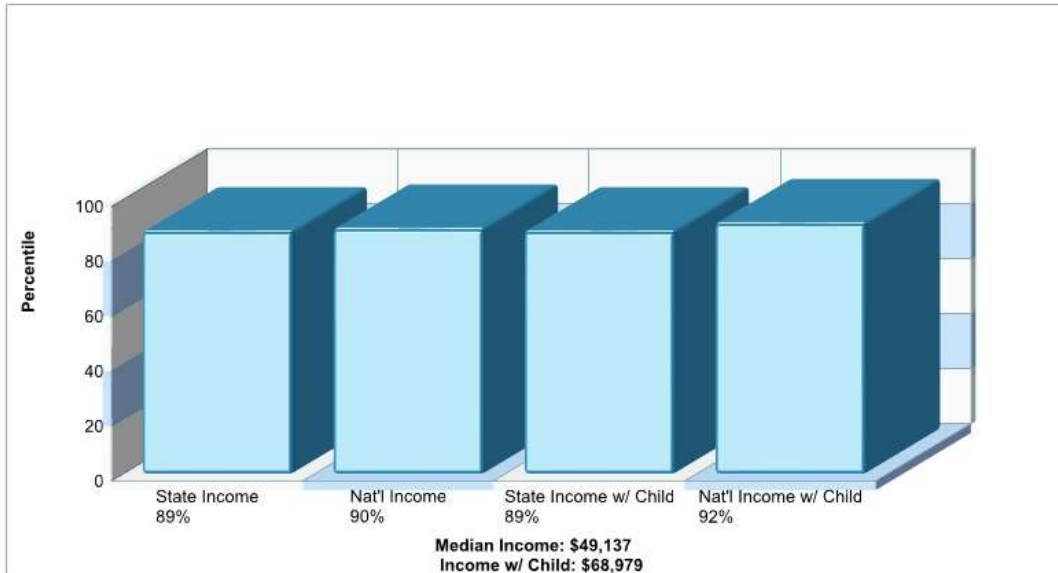


© Homes Media Solutions

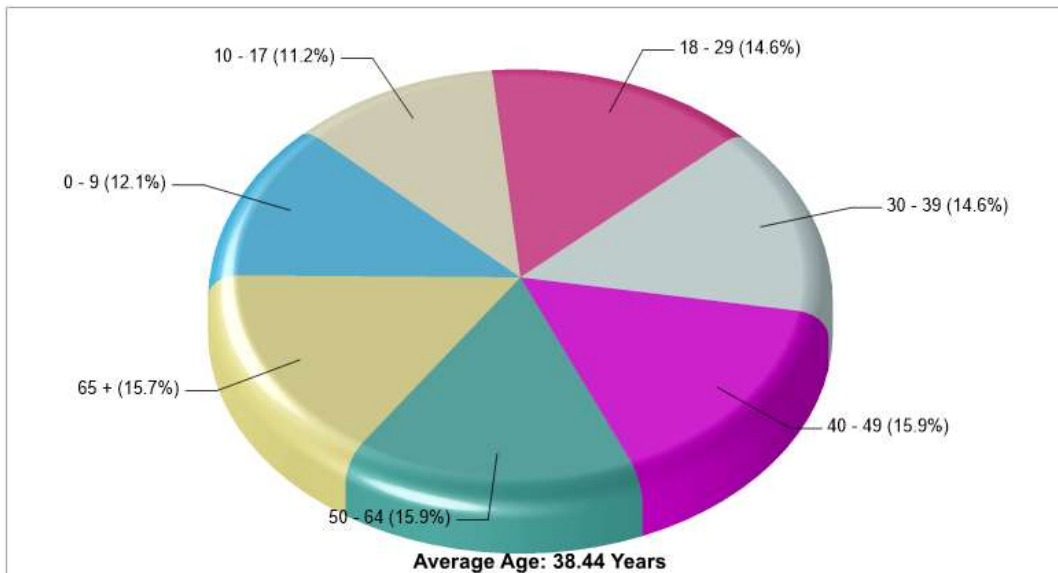
The accuracy of all information is deemed reliable, but is not guaranteed.



Location: Bethlehem Twp, PA County Income



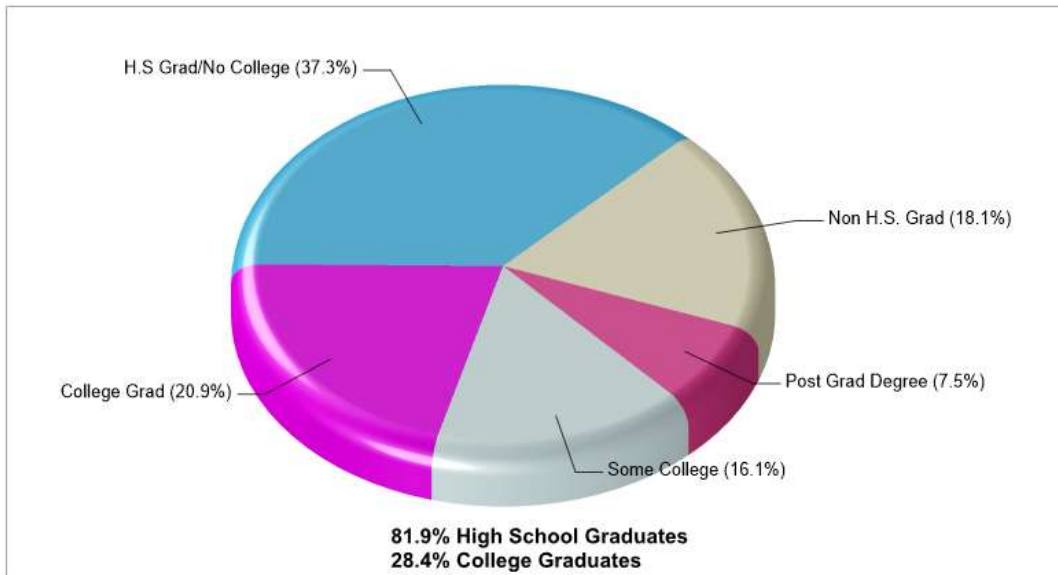
Location: Bethlehem Twp, PA County Age Breakdown



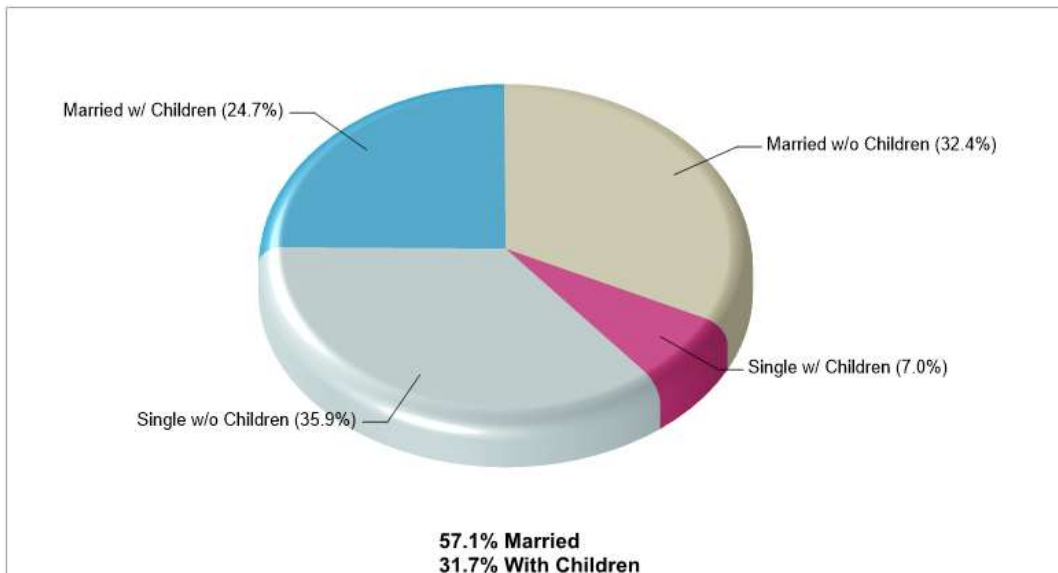
Prepared by RE/MAX real estate



Location: Bethlehem Twp, PA County Adult Education Level



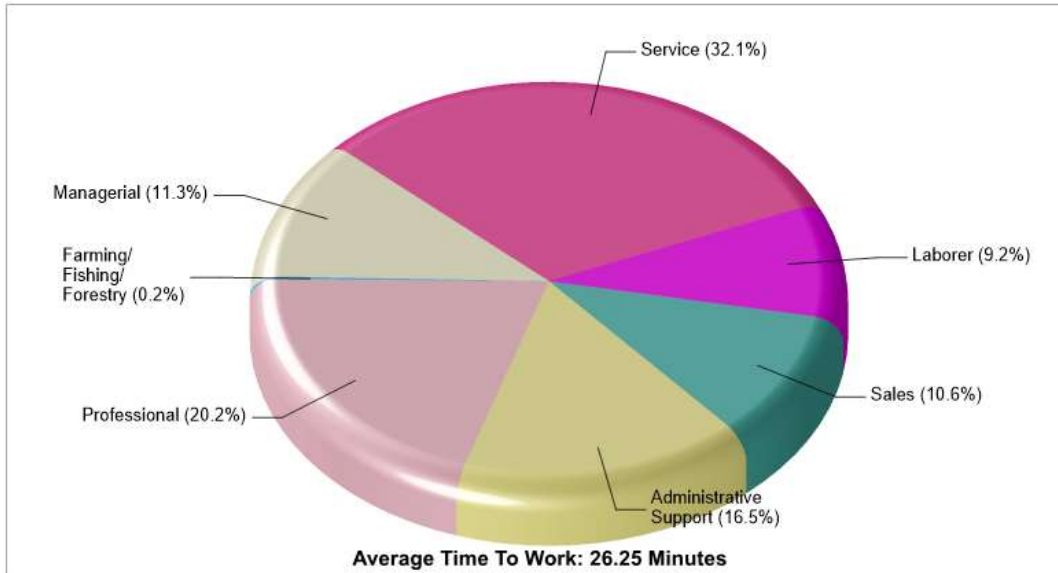
Location: Bethlehem Twp, PA County Household Characteristics



Prepared by RE/MAX real estate



Location: Bethlehem Twp, PA County Employment



Prepared by RE/MAX real estate



State Facts



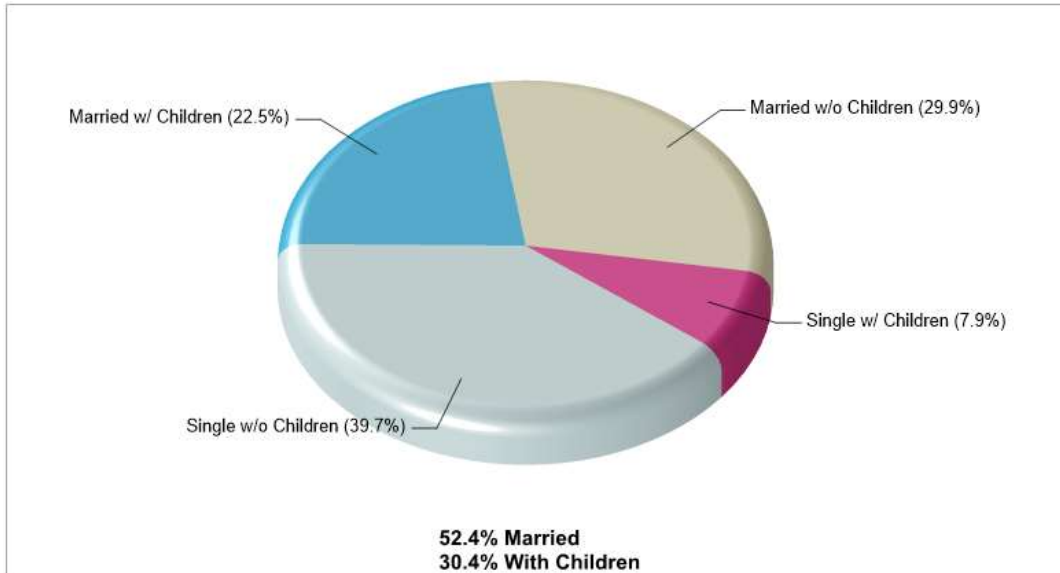
Bethlehem Twp

Prepared by RE/MAX real estate

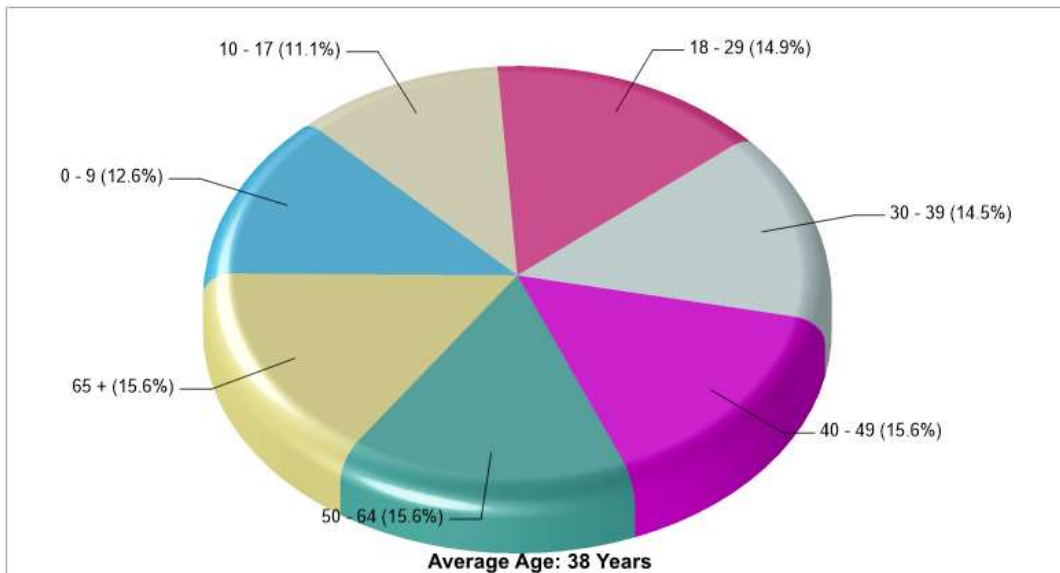




Location: Bethlehem Twp, PA State Household Characteristics



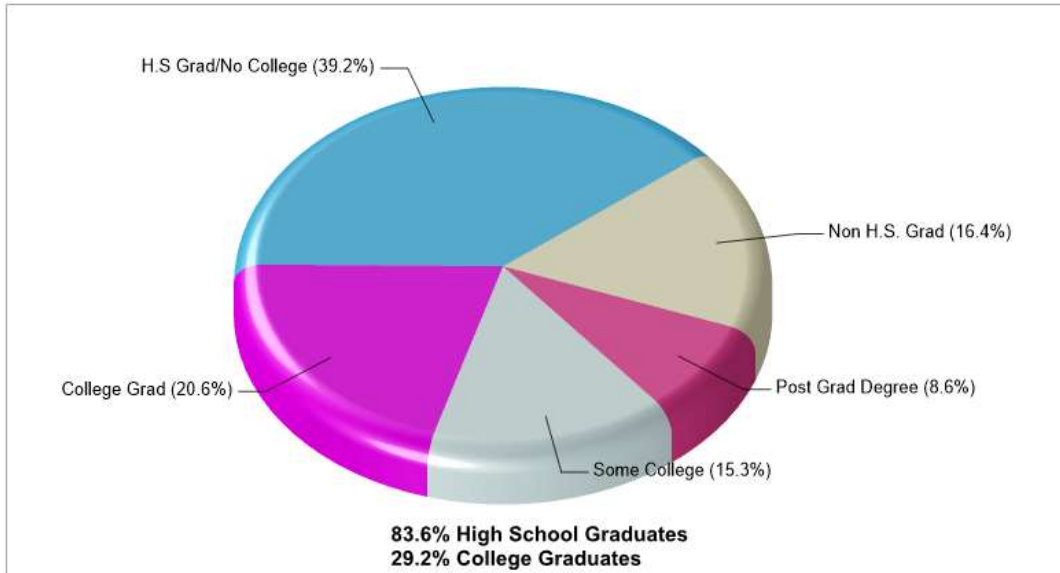
Location: Bethlehem Twp, PA State Age Breakdown



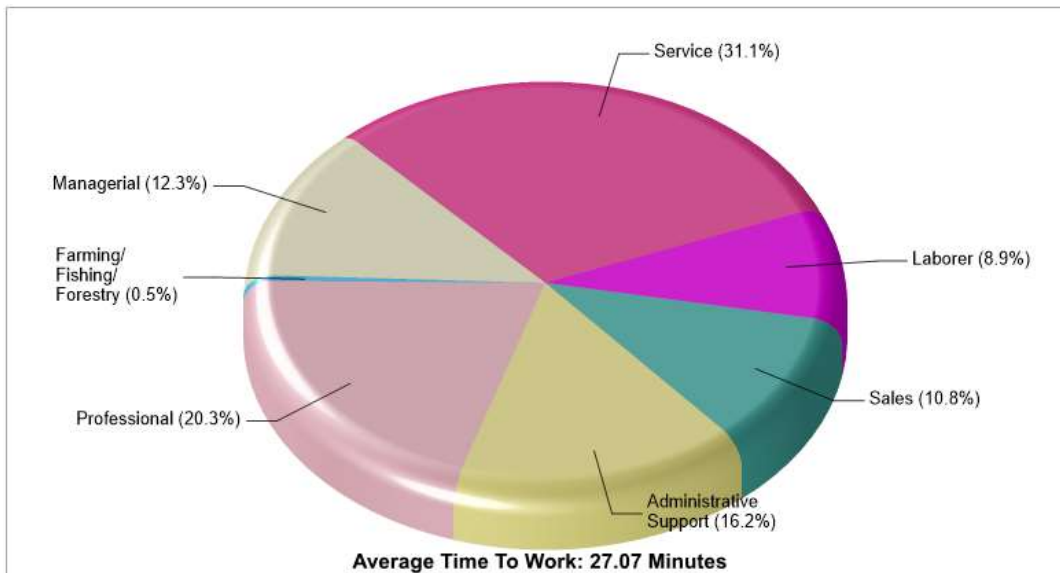
Prepared by RE/MAX real estate



**Location: Bethlehem Twp, PA
State Adult Education Level**



**Location: Bethlehem Twp, PA
State Employment**



Prepared by RE/MAX real estate