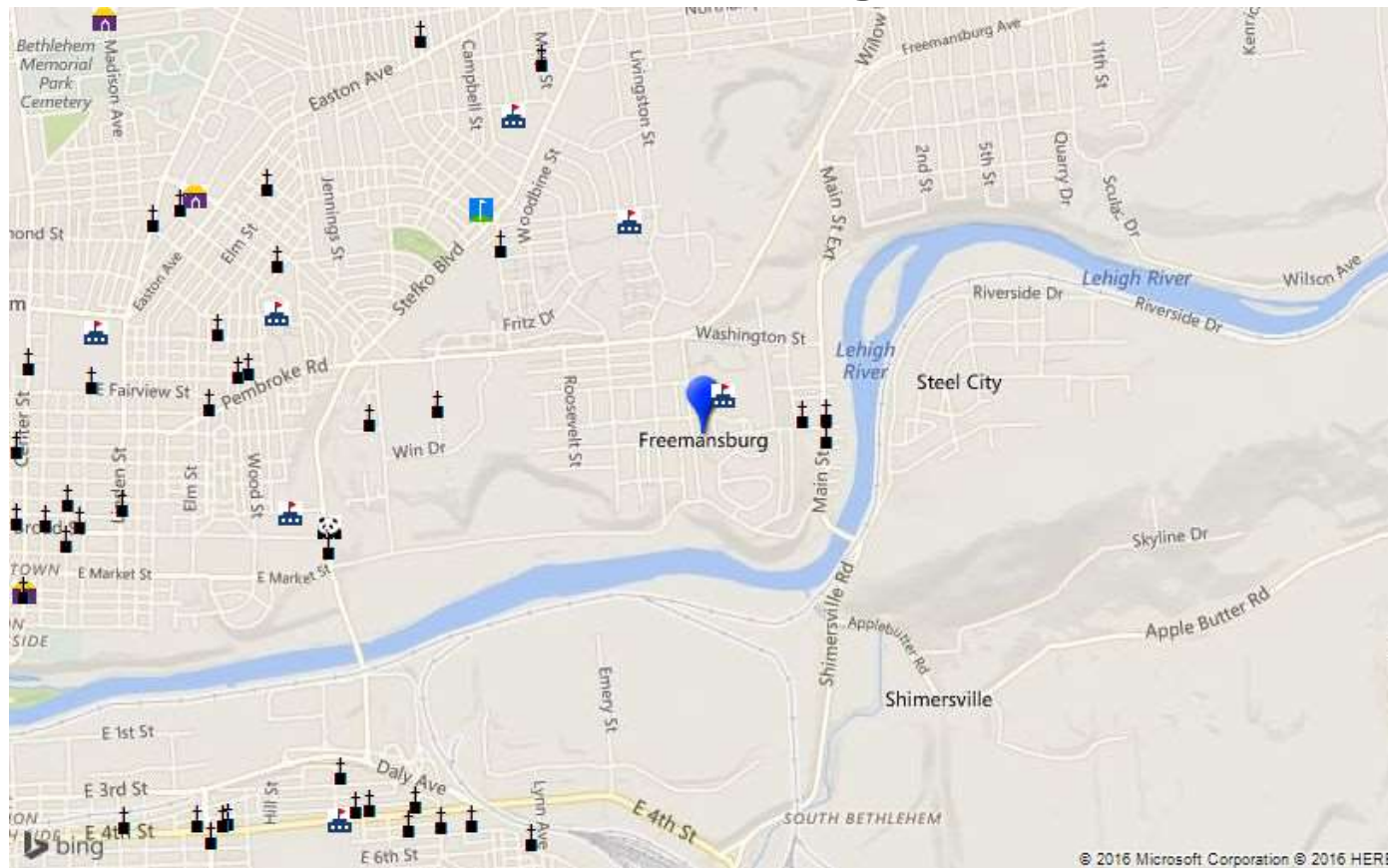




# Freemansburg



Prepared by RE/MAX real estate



© Homes Media Solutions

The accuracy of all information is deemed reliable, but is not guaranteed.



## Neighborhood Facts



## Freemansburg

Prepared by RE/MAX real estate

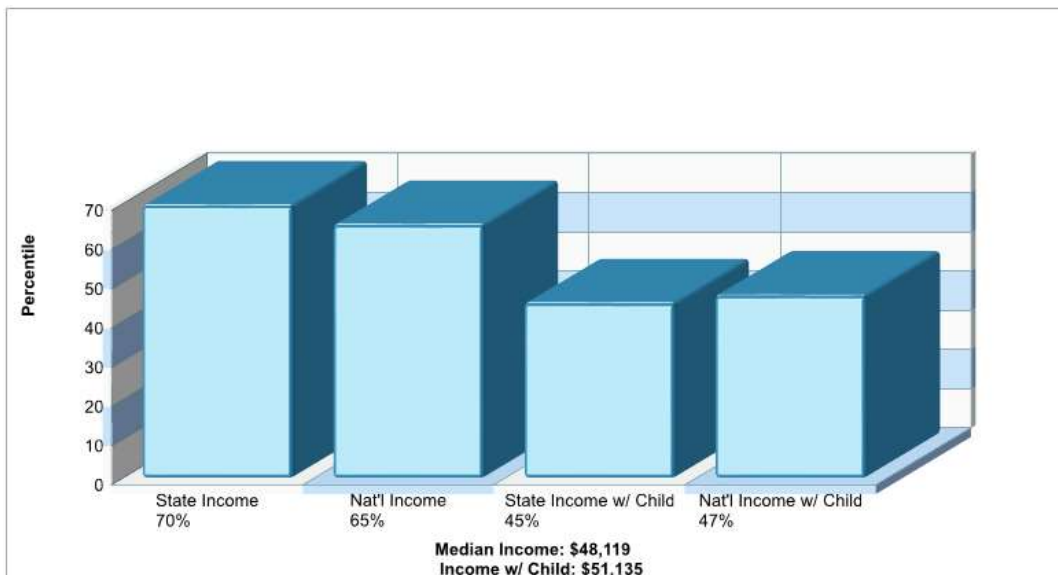


© Homes Media Solutions

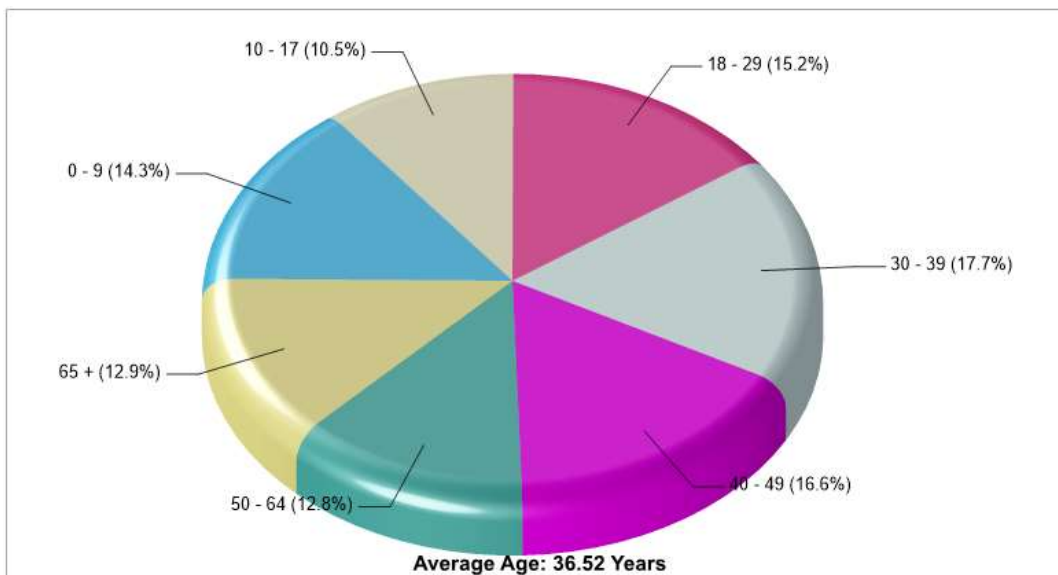
The accuracy of all information is deemed reliable, but is not guaranteed.



## Location: Freemansburg, PA Neighborhood Income



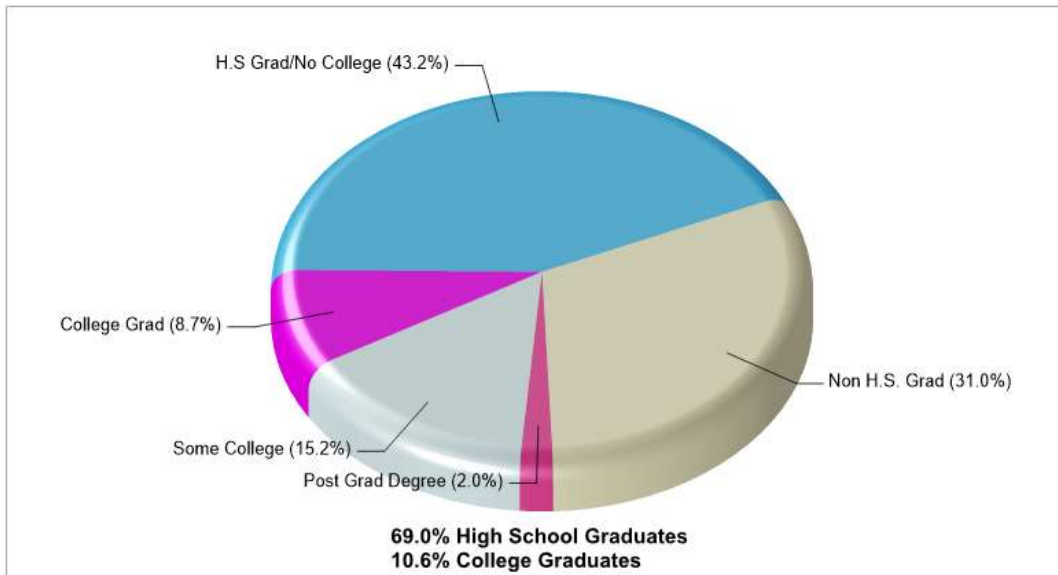
## Location: Freemansburg, PA Neighborhood Age Breakdown



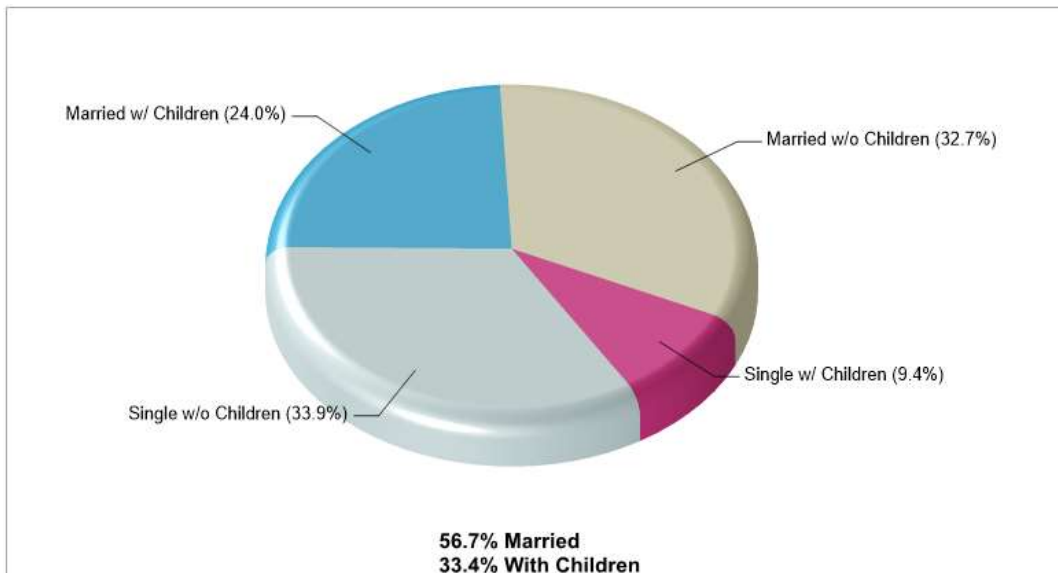
Prepared by RE/MAX real estate



## Location: Freemansburg, PA Neighborhood Adult Education Level



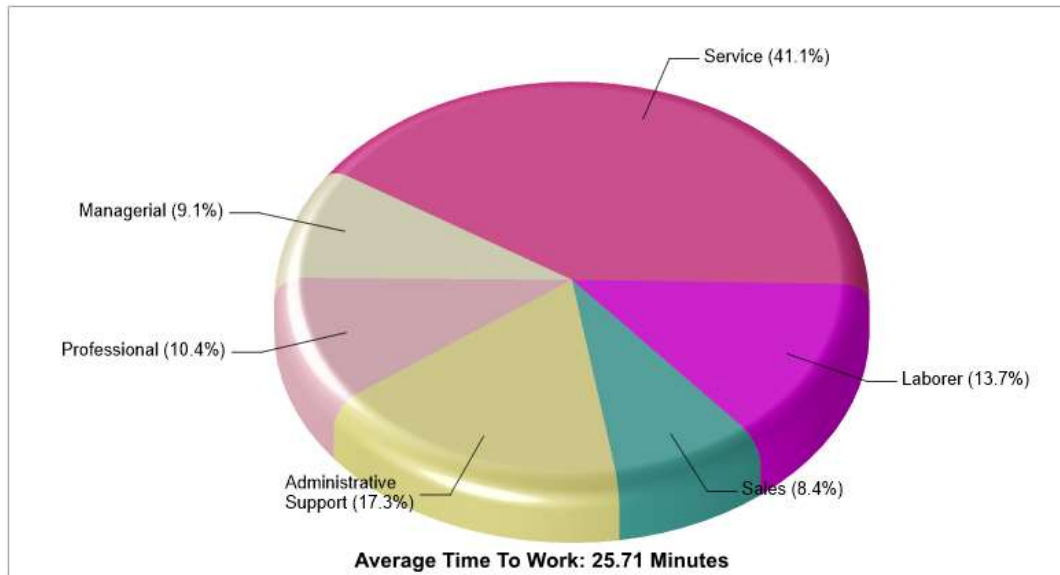
## Location: Freemansburg, PA Neighborhood Household Characteristics



Prepared by RE/MAX real estate



## Location: Freemansburg, PA Neighborhood Employment



Prepared by RE/MAX real estate



## Area Facts



## Freemansburg

Prepared by RE/MAX real estate

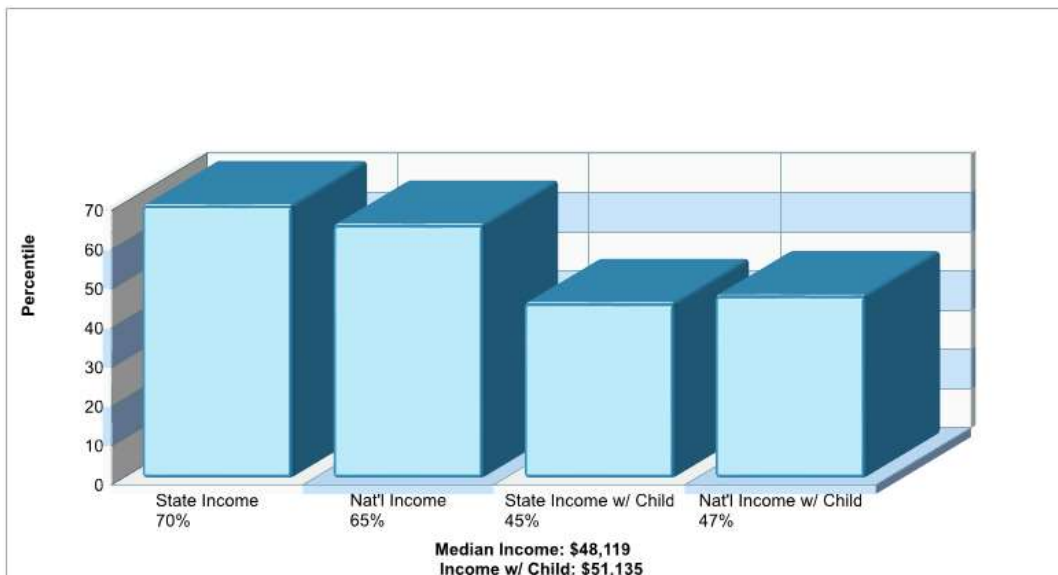


© Homes Media Solutions

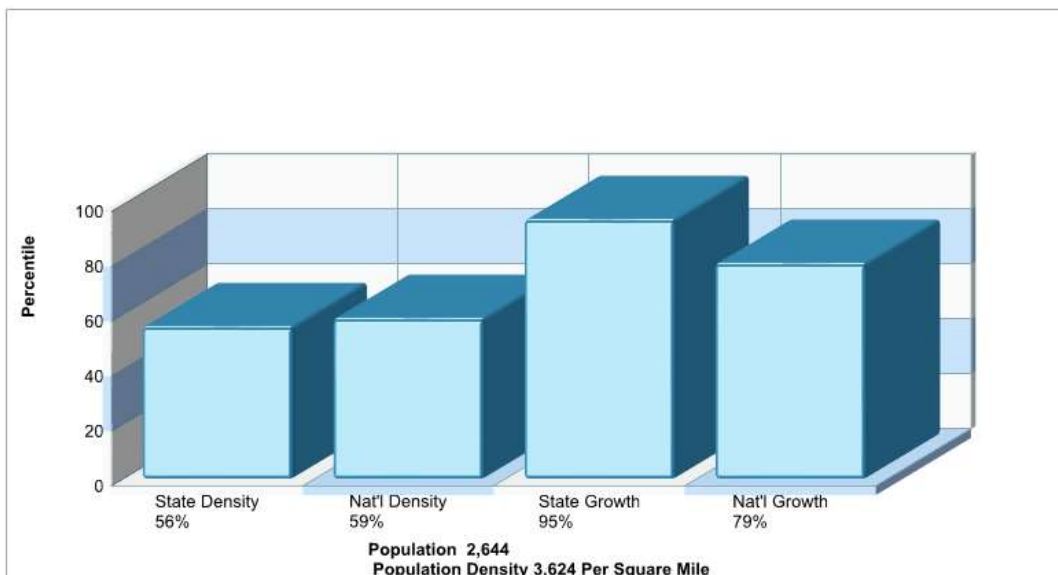
The accuracy of all information is deemed reliable, but is not guaranteed.



## Location: Freemansburg, PA City/Area Income



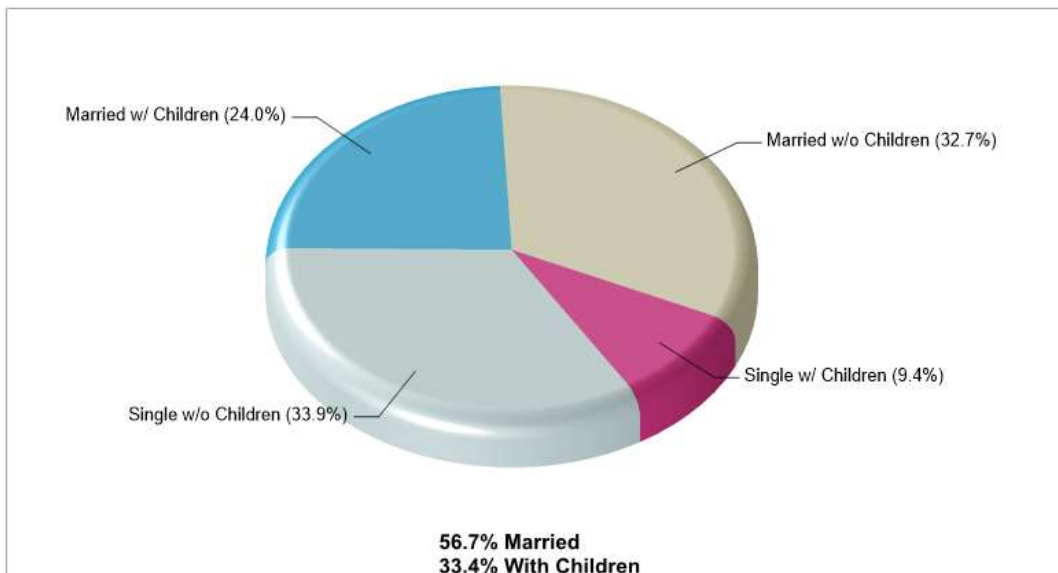
## Location: Freemansburg, PA City/Area Population



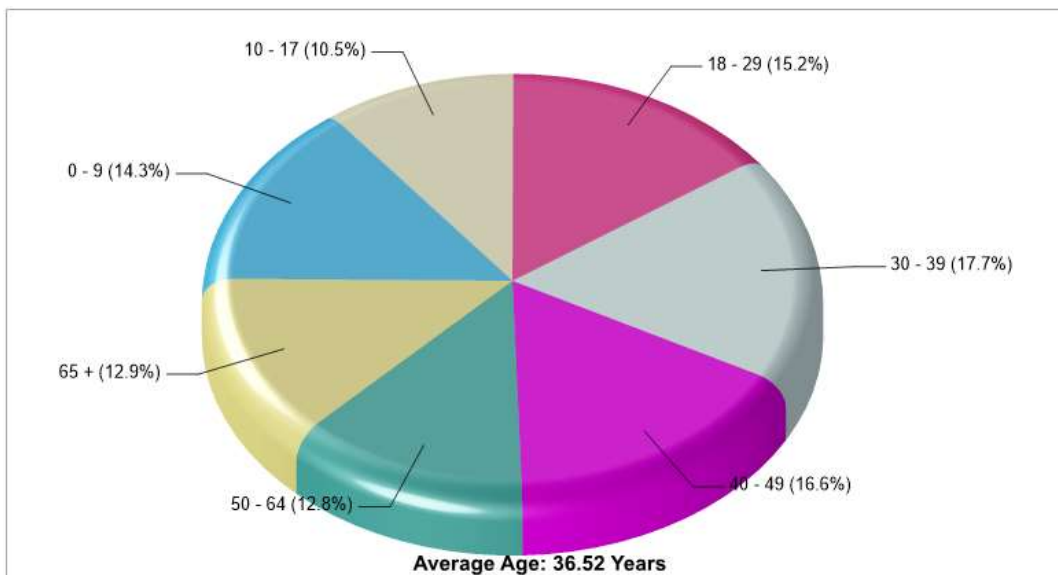
Prepared by RE/MAX real estate



## Location: Freemansburg, PA City/Area Household Characteristics



## Location: Freemansburg, PA City/Area Age Breakdown

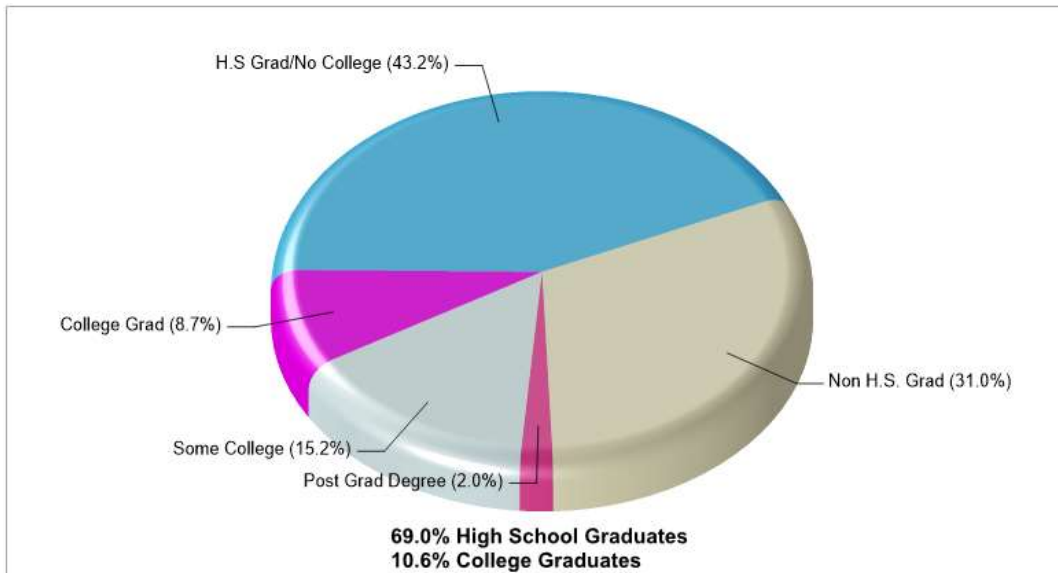


Prepared by RE/MAX real estate

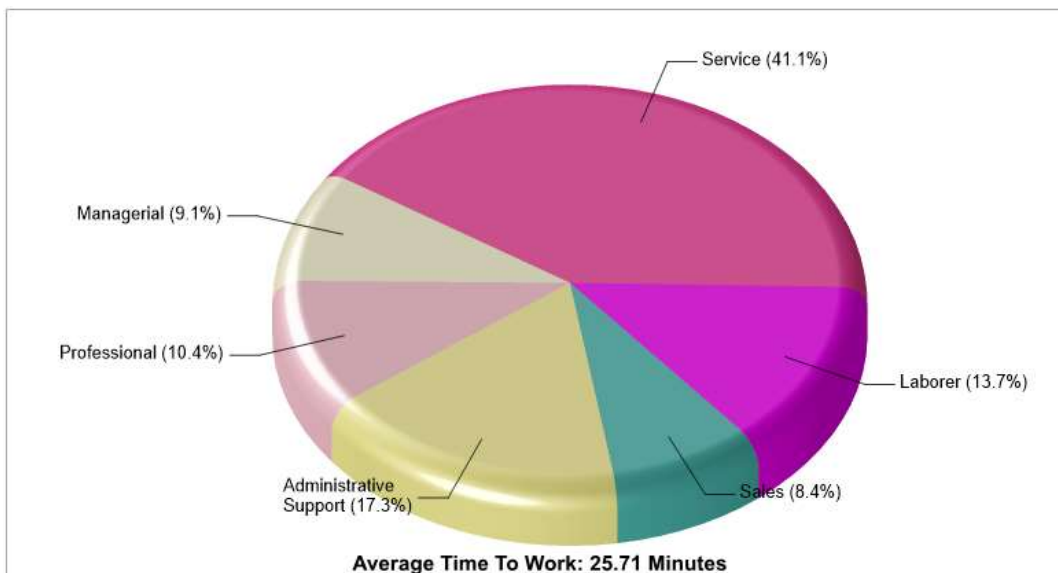




## Location: Freemansburg, PA City/Area Adult Education Level



## Location: Freemansburg, PA City/Area Employment



Prepared by RE/MAX real estate



## School Information



## Freemansburg

Prepared by RE/MAX real estate



© Homes Media Solutions

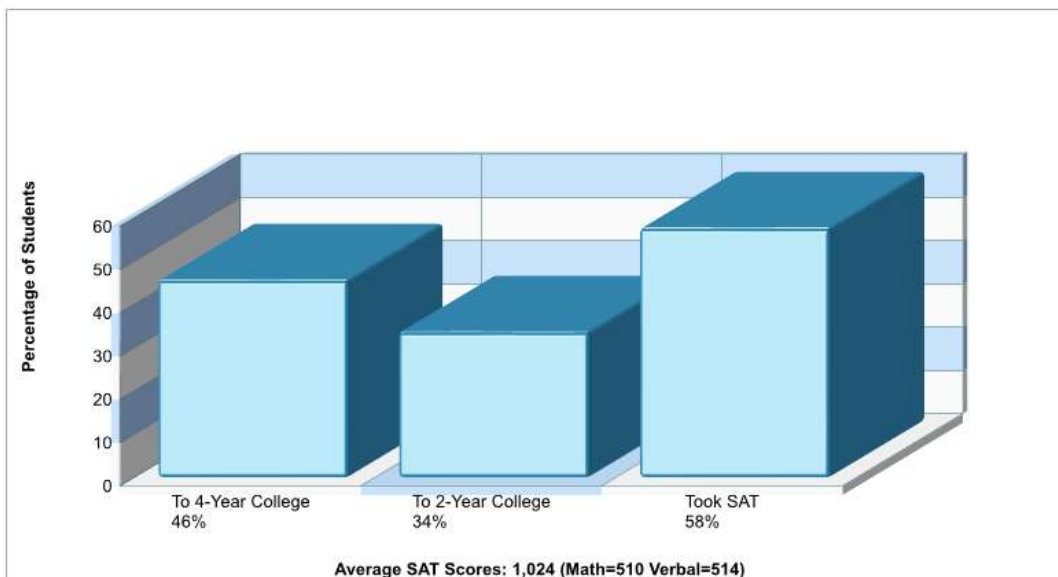
The accuracy of all information is deemed reliable, but is not guaranteed.



## Location: Freemansburg, PA Student Enrollment By Grade



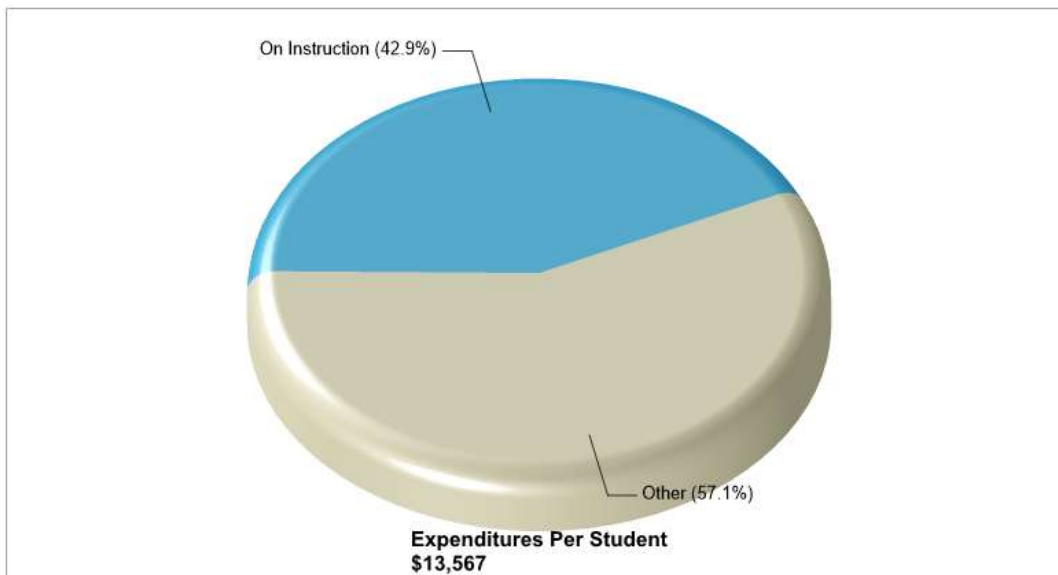
## Location: Freemansburg, PA High School Statistics



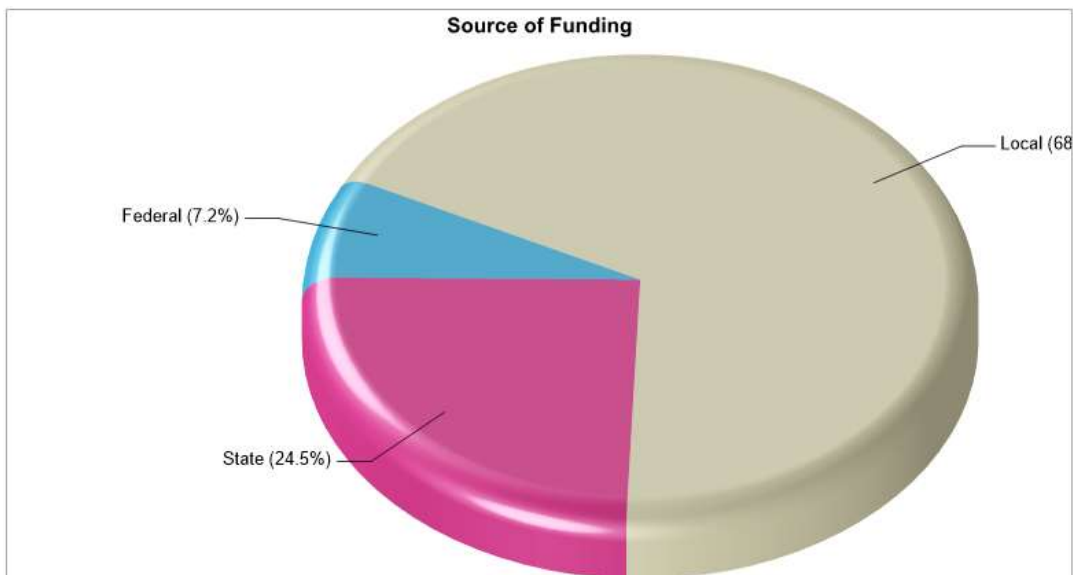
Prepared by RE/MAX real estate



## Location: Freemansburg, PA School Expenditures



## Location: Freemansburg, PA School Funding



Prepared by RE/MAX real estate



## Public Schools for District

### FREEMANSBURG EL SCH

501 MONROE ST, FREEMANSBURG, PA 18017

**Phone:** (610)866-6681

**Grades:** KG - 05

**Distance from Subject:** 0.1 Miles  
**Student/Teacher Ratio:** 14.4 to 1  
**Mascot:** Eagles  
**Average SAT:** N/A  
**Students Taking SAT:** N/A  
**Average ACT:** N/A  
**Students Taking ACT:** N/A  
**Enrollment By Grade:** K-82 1-71 2-71 3-57 4-71 5-80

**School Type:** Regular  
**Students/Teachers:** 432/30  
**School Colors :** Red  
**Graduates To 2-Year College:** N/A  
**Graduates To 4-Year College:** N/A  
**National Merit Finalists:** N/A

### MARVINE EL SCH

1425 LIVINGSTON ST, BETHLEHEM, PA 18017

**Phone:** (610)865-0012

**Grades:** KG - 05

**Distance from Subject:** 0.6 Miles  
**Student/Teacher Ratio:** 13.7 to 1  
**Mascot:** N/A  
**Average SAT:** N/A  
**Students Taking SAT:** N/A  
**Average ACT:** N/A  
**Students Taking ACT:** N/A  
**Enrollment By Grade:** K-50 1-68 2-67 3-52 4-59 5-59

**School Type:** Regular  
**Students/Teachers:** 355/26  
**School Colors :** Royal  
**Graduates To 2-Year College:** N/A  
**Graduates To 4-Year College:** N/A  
**National Merit Finalists:** N/A

### LINCOLN EL SCH

1260 GRESHAM ST, BETHLEHEM, PA 18017

**Phone:** (610)866-8727

**Grades:** KG - 05

**Distance from Subject:** 1.0 Miles  
**Student/Teacher Ratio:** 15.2 to 1  
**Mascot:** Lions  
**Average SAT:** N/A  
**Students Taking SAT:** N/A  
**Average ACT:** N/A  
**Students Taking ACT:** N/A  
**Enrollment By Grade:** K-48 1-72 2-67 3-61 4-79 5-69

**School Type:** Regular  
**Students/Teachers:** 396/26  
**School Colors :** Gold  
**Graduates To 2-Year College:** N/A  
**Graduates To 4-Year College:** N/A  
**National Merit Finalists:** N/A

### NORTHEAST MS

1170 FERNWOOD ST, BETHLEHEM, PA 18018

**Phone:** (610)868-8581

**Grades:** 06 - 08

**Distance from Subject:** 1.2 Miles  
**Student/Teacher Ratio:** 15.2 to 1  
**Mascot:** Hornets  
**Average SAT:** N/A  
**Students Taking SAT:** N/A  
**Average ACT:** N/A  
**Students Taking ACT:** N/A  
**Enrollment By Grade:** 6-256 7-289 8-304

**School Type:** Regular  
**Students/Teachers:** 849/56  
**School Colors :** Kelly Green  
**Graduates To 2-Year College:** N/A  
**Graduates To 4-Year College:** N/A  
**National Merit Finalists:** N/A

### DONEGAN EL SCH

1210 EAST 4TH ST, BETHLEHEM, PA 18015

**Phone:** (610)866-0031

**Grades:** KG - 05

**Distance from Subject:** 1.4 Miles  
**Student/Teacher Ratio:** 10.4 to 1  
**Mascot:** N/A  
**Average SAT:** N/A

**School Type:** Regular  
**Students/Teachers:** 352/34  
**School Colors :** Gold  
**Graduates To 2-Year College:** N/A

Prepared by RE/MAX real estate



## Public Schools for District

<b>Students Taking SAT:</b>	N/A	<b>Graduates To 4-Year College:</b>	N/A
<b>Average ACT:</b>	N/A	<b>National Merit Finalists:</b>	N/A
<b>Students Taking ACT:</b>	N/A		
<b>Enrollment By Grade:</b>	K-67 1-55 2-44 3-69 4-56 5-61		

<b>LIBERTY HS</b>		<b>Phone:</b>	(610)691-7200
1115 LINDEN ST, BETHLEHEM, PA 18018		<b>Grades:</b>	09 - 12
<b>Distance from Subject:</b>	1.6 Miles	<b>School Type:</b>	Regular
<b>Student/Teacher Ratio:</b>	18.1 to 1	<b>Students/Teachers:</b>	2809/155
<b>Mascot:</b>	Liberty Hurricanes	<b>School Colors :</b>	Red
<b>Average SAT:</b>	1037(Math 512 Verbal 525)	<b>Graduates To 2-Year College:</b>	31%
<b>Students Taking SAT:</b>	65%	<b>Graduates To 4-Year College:</b>	47%
<b>Average ACT:</b>	22.0	<b>National Merit Finalists:</b>	1
<b>Students Taking ACT:</b>	5%		
<b>Enrollment By Grade:</b>	9-766 10-716 11-625 12-681		

<b>MILLER HEIGHTS EL SCH</b>		<b>Phone:</b>	(610)868-6441
3605 ALLEN ST, BETHLEHEM, PA 18020		<b>Grades:</b>	KG - 05
<b>Distance from Subject:</b>	1.7 Miles	<b>School Type:</b>	Regular
<b>Student/Teacher Ratio:</b>	16.1 to 1	<b>Students/Teachers:</b>	451/28
<b>Mascot:</b>	Vikings	<b>School Colors :</b>	Purple
<b>Average SAT:</b>	N/A	<b>Graduates To 2-Year College:</b>	N/A
<b>Students Taking SAT:</b>	N/A	<b>Graduates To 4-Year College:</b>	N/A
<b>Average ACT:</b>	N/A	<b>National Merit Finalists:</b>	N/A
<b>Students Taking ACT:</b>	N/A		
<b>Enrollment By Grade:</b>	K-63 1-60 2-87 3-75 4-78 5-88		

<b>SPRING GARDEN EL SCH</b>		<b>Phone:</b>	(610)868-6071
901 NORTH BLVD, BETHLEHEM, PA 18017		<b>Grades:</b>	KG - 05
<b>Distance from Subject:</b>	1.8 Miles	<b>School Type:</b>	Regular
<b>Student/Teacher Ratio:</b>	15.7 to 1	<b>Students/Teachers:</b>	550/35
<b>Mascot:</b>	Rams	<b>School Colors :</b>	Kelly Green
<b>Average SAT:</b>	N/A	<b>Graduates To 2-Year College:</b>	N/A
<b>Students Taking SAT:</b>	N/A	<b>Graduates To 4-Year College:</b>	N/A
<b>Average ACT:</b>	N/A	<b>National Merit Finalists:</b>	N/A
<b>Students Taking ACT:</b>	N/A		
<b>Enrollment By Grade:</b>	K-88 1-106 2-74 3-95 4-84 5-103		

<b>GOVERNOR WOLF EL SCH</b>		<b>Phone:</b>	(610)867-8191
1920 BUTZTOWN RD, BETHLEHEM, PA 18017		<b>Grades:</b>	KG - 05
<b>Distance from Subject:</b>	1.8 Miles	<b>School Type:</b>	Regular
<b>Student/Teacher Ratio:</b>	17.9 to 1	<b>Students/Teachers:</b>	465/26
<b>Mascot:</b>	N/A	<b>School Colors :</b>	Gold
<b>Average SAT:</b>	N/A	<b>Graduates To 2-Year College:</b>	N/A
<b>Students Taking SAT:</b>	N/A	<b>Graduates To 4-Year College:</b>	N/A
<b>Average ACT:</b>	N/A	<b>National Merit Finalists:</b>	N/A
<b>Students Taking ACT:</b>	N/A		
<b>Enrollment By Grade:</b>	K-63 1-78 2-70 3-76 4-79 5-99		

<b>WILLIAM PENN EL SCH</b>		<b>Phone:</b>	(610)694-0116
1002 MAIN ST, BETHLEHEM, PA 18018		<b>Grades:</b>	KG - 05

Prepared by RE/MAX real estate



## Public Schools for District

**Distance from Subject:** 2.1 Miles  
**Student/Teacher Ratio:** 15.2 to 1  
**Mascot:** Quakers  
**Average SAT:** N/A  
**Students Taking SAT:** N/A  
**Average ACT:** N/A  
**Students Taking ACT:** N/A  
**Enrollment By Grade:** K-41 1-31 2-48 3-54 4-45 5-39

**School Type:** Regular  
**Students/Teachers:** 258/17  
**School Colors :** Royal  
**Graduates To 2-Year College:** N/A  
**Graduates To 4-Year College:** N/A  
**National Merit Finalists:** N/A

**BROUGHAL MS**  
 114 WEST MORTON ST, BETHLEHEM, PA 18015

**Phone:** (610)866-5041  
**Grades:** 06 - 08

**Distance from Subject:** 2.3 Miles  
**Student/Teacher Ratio:** 12.7 to 1  
**Mascot:** Rockets  
**Average SAT:** N/A  
**Students Taking SAT:** N/A  
**Average ACT:** N/A  
**Students Taking ACT:** N/A  
**Enrollment By Grade:** 6-183 7-216 8-185

**School Type:** Regular  
**Students/Teachers:** 584/46  
**School Colors :** Navy  
**Graduates To 2-Year College:** N/A  
**Graduates To 4-Year College:** N/A  
**National Merit Finalists:** N/A

**THOMAS JEFFERSON EL SCH**  
 404 EAST NORTH ST, BETHLEHEM, PA 18018

**Phone:** (610)691-1776  
**Grades:** KG - 05

**Distance from Subject:** 2.5 Miles  
**Student/Teacher Ratio:** 14.1 to 1  
**Mascot:** N/A  
**Average SAT:** N/A  
**Students Taking SAT:** N/A  
**Average ACT:** N/A  
**Students Taking ACT:** N/A  
**Enrollment By Grade:** K-39 1-42 2-44 3-37 4-41 5-51

**School Type:** Regular  
**Students/Teachers:** 254/18  
**School Colors :** Red  
**Graduates To 2-Year College:** N/A  
**Graduates To 4-Year College:** N/A  
**National Merit Finalists:** N/A

**EAST HILLS MS**  
 2005 CHESTER RD, BETHLEHEM, PA 18017

**Phone:** (610)867-0541  
**Grades:** 06 - 08

**Distance from Subject:** 2.6 Miles  
**Student/Teacher Ratio:** 15.9 to 1  
**Mascot:** Chargers  
**Average SAT:** N/A  
**Students Taking SAT:** N/A  
**Average ACT:** N/A  
**Students Taking ACT:** N/A  
**Enrollment By Grade:** 6-357 7-362 8-392

**School Type:** Regular  
**Students/Teachers:** 1111/70  
**School Colors :** Maroon  
**Graduates To 2-Year College:** N/A  
**Graduates To 4-Year College:** N/A  
**National Merit Finalists:** N/A

**FREEDOM HS**  
 3149 CHESTER AVE, BETHLEHEM, PA 18020

**Phone:** (610)867-5843  
**Grades:** 09 - 12

**Distance from Subject:** 2.7 Miles  
**Student/Teacher Ratio:** 18.3 to 1  
**Mascot:** Patriots  
**Average SAT:** 1011(Math 507 Verbal 504)  
**Students Taking SAT:** 50%  
**Average ACT:** N/A  
**Students Taking ACT:** N/A

**School Type:** Regular  
**Students/Teachers:** 1939/106  
**School Colors :** Gold  
**Graduates To 2-Year College:** 38%  
**Graduates To 4-Year College:** 46%  
**National Merit Finalists:** 1

Prepared by RE/MAX real estate



## Public Schools for District

**Enrollment By Grade:** 9-472 10-508 11-453 12-500

### NITSCHMANN MS

909 WEST UNION BLVD, BETHLEHEM, PA 18018

**Phone:** (610)866-5781

**Grades:** 06 - 08

**Distance from Subject:** 2.9 Miles

**Student/Teacher Ratio:** 16.6 to 1

**Mascot:** Lions

**Average SAT:** N/A

**Students Taking SAT:** N/A

**Average ACT:** N/A

**Students Taking ACT:** N/A

**Enrollment By Grade:** 6-309 7-310 8-295

**School Type:** Regular

**Students/Teachers:** 914/55

**School Colors :** Royal

**Graduates To 2-Year College:** N/A

**Graduates To 4-Year College:** N/A

**National Merit Finalists:** N/A

### CALYPSO EL SCH

1021 CALYPSO AVE, BETHLEHEM, PA 18018

**Phone:** (610)691-0152

**Grades:** KG - 05

**Distance from Subject:** 3.0 Miles

**Student/Teacher Ratio:** 15.6 to 1

**Mascot:** Cougars

**Average SAT:** N/A

**Students Taking SAT:** N/A

**Average ACT:** N/A

**Students Taking ACT:** N/A

**Enrollment By Grade:** K-41 1-45 2-44 3-59 4-41 5-50

**School Type:** Regular

**Students/Teachers:** 280/18

**School Colors :** Gold

**Graduates To 2-Year College:** N/A

**Graduates To 4-Year College:** N/A

**National Merit Finalists:** N/A

### FOUNTAIN HILL EL SCH

1330 CHURCH ST, BETHLEHEM, PA 18015

**Phone:** (610)865-5881

**Grades:** KG - 05

**Distance from Subject:** 3.5 Miles

**Student/Teacher Ratio:** 12.4 to 1

**Mascot:** Tigers

**Average SAT:** N/A

**Students Taking SAT:** N/A

**Average ACT:** N/A

**Students Taking ACT:** N/A

**Enrollment By Grade:** K-88 1-84 2-100 3-111 4-92 5-85

**School Type:** Regular

**Students/Teachers:** 560/45

**School Colors :** Royal

**Graduates To 2-Year College:** N/A

**Graduates To 4-Year College:** N/A

**National Merit Finalists:** N/A

### FARMERSVILLE EL SCH

7036 WM PENN HWY, EASTON, PA 18045

**Phone:** (610)868-0471

**Grades:** KG - 05

**Distance from Subject:** 3.5 Miles

**Student/Teacher Ratio:** 17.0 to 1

**Mascot:** Tigers

**Average SAT:** N/A

**Students Taking SAT:** N/A

**Average ACT:** N/A

**Students Taking ACT:** N/A

**Enrollment By Grade:** K-72 1-82 2-105 3-100 4-80 5-104

**School Type:** Regular

**Students/Teachers:** 543/32

**School Colors :** Yellow

**Graduates To 2-Year College:** N/A

**Graduates To 4-Year College:** N/A

**National Merit Finalists:** N/A

### JAMES BUCHANAN EL SCH

1621 CATASAUQUA RD, BETHLEHEM, PA 18017

**Phone:** (610)865-1766

**Grades:** KG - 05

**Distance from Subject:** 3.6 Miles

**Student/Teacher Ratio:** 15.6 to 1

**Mascot:** Bulldogs

**School Type:** Regular

**Students/Teachers:** 265/17

**School Colors :** Royal

Prepared by RE/MAX real estate





## Public Schools for District

<b>Average SAT:</b>	N/A	<b>Graduates To 2-Year College:</b>	N/A
<b>Students Taking SAT:</b>	N/A	<b>Graduates To 4-Year College:</b>	N/A
<b>Average ACT:</b>	N/A	<b>National Merit Finalists:</b>	N/A
<b>Students Taking ACT:</b>	N/A		
<b>Enrollment By Grade:</b>	K-47 1-41 2-53 3-41 4-37 5-46		

### CLEARVIEW EL SCH

2121 ABINGTON RD, BETHLEHEM, PA 18018

**Phone:** (610)868-5994

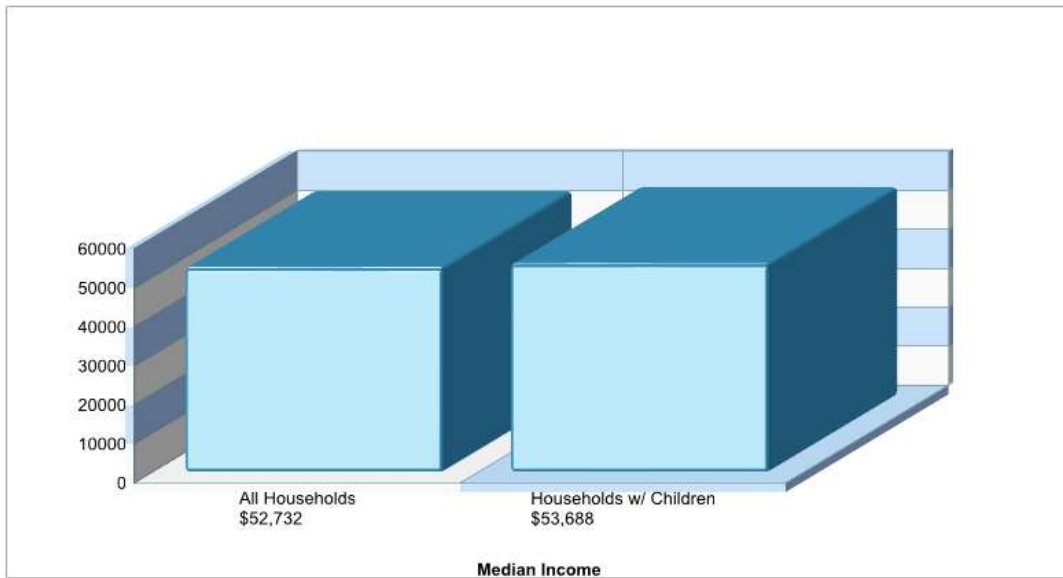
**Grades:** KG - 05

<b>Distance from Subject:</b>	4.2 Miles	<b>School Type:</b>	Regular
<b>Student/Teacher Ratio:</b>	13.9 to 1	<b>Students/Teachers:</b>	361/26
<b>Mascot:</b>	Panthers	<b>School Colors :</b>	Gold
<b>Average SAT:</b>	N/A	<b>Graduates To 2-Year College:</b>	N/A
<b>Students Taking SAT:</b>	N/A	<b>Graduates To 4-Year College:</b>	N/A
<b>Average ACT:</b>	N/A	<b>National Merit Finalists:</b>	N/A
<b>Students Taking ACT:</b>	N/A		
<b>Enrollment By Grade:</b>	K-52 1-56 2-69 3-65 4-61 5-58		

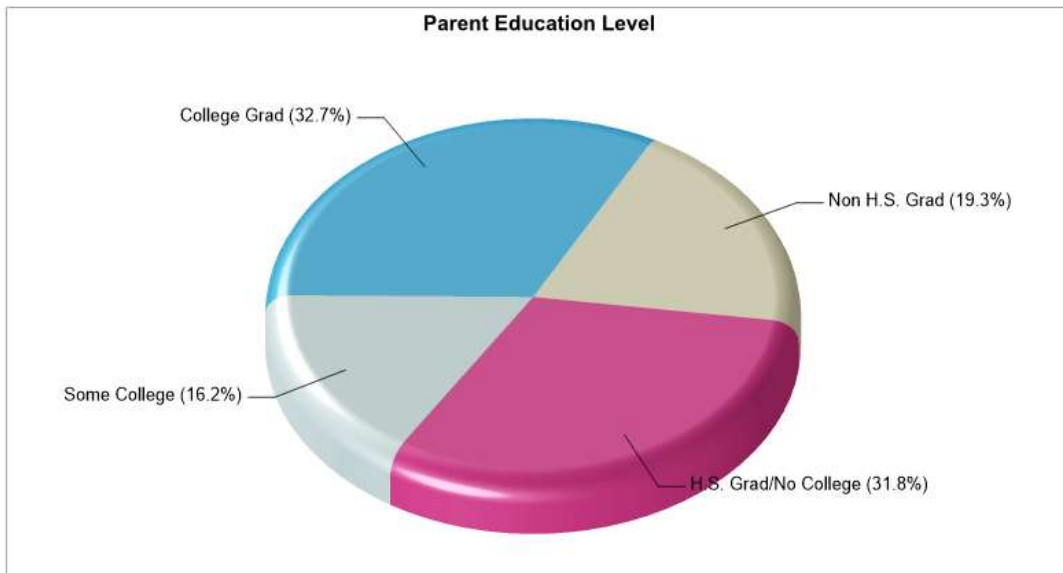
Prepared by RE/MAX real estate



## Location: Freemansburg, PA Household Income



## Location: Freemansburg, PA Parent Education Level



Prepared by RE/MAX real estate



## Private Schools

### ST ANNE SCHOOL

375 HICKORY ST, BETHLEHEM, PA 18017

Distance from Subject: 1.5 Miles

Affiliation: Roman Catholic

Students: 347

Student/ Homeroom Ratio: N/A

School Colors: N/A

Enrollment By Grade: PK-50 K-39 1-41 2-51 3-37 4-45 5-41 6-51 7-42

Phone: N/A

Grades: PK - 7

School Type: Regular

Gender: Coed

Student/Teacher Ratio: 15.6 to 1

Mascot: N/A

### GATEWAY SCHOOL OF LEHIGH VALLEY

424 CENTER ST, BETHLEHEM, PA 18018

Distance from Subject: 1.9 Miles

Affiliation: Unknown

Students: 7

Student/ Homeroom Ratio: N/A

School Colors: N/A

Enrollment By Grade: 7-1 8-2 10-1 11-2 12-1

Phone: (610) 867-8055

Grades: 7 - 12

School Type: Regular

Gender: Coed

Student/Teacher Ratio: 6.4 to 1

Mascot: N/A

### BETHLEHEM CATHOLIC HIGH SCHOOL

2133 MADISON AVE, BETHLEHEM, PA 18017

Distance from Subject: 1.9 Miles

Affiliation: Roman Catholic

Students: 762

Student/ Homeroom Ratio: N/A

School Colors: Brown

Enrollment By Grade: 9-175 10-213 11-199 12-175

Phone: (610) 866-0791

Grades: 9 - 12

School Type: Regular

Gender: Coed

Student/Teacher Ratio: 18.7 to 1

Mascot: Hawks

### MORAVIAN ACADEMY MIDDLE SCHOOL

11 W MARKET ST, BETHLEHEM, PA 18018

Distance from Subject: 2.0 Miles

Affiliation: Unknown

Students: 198

Student/ Homeroom Ratio: N/A

School Colors: N/A

Enrollment By Grade: 6-58 7-70 8-70

Phone: N/A

Grades: 6 - 8

School Type: Regular

Gender: Coed

Student/Teacher Ratio: 8.1 to 1

Mascot: N/A

### HOLY INFANCY SCHOOL

127 E 4TH ST, BETHLEHEM, PA 18015

Distance from Subject: 2.1 Miles

Affiliation: Roman Catholic

Students: 132

Student/ Homeroom Ratio: N/A

School Colors: Royal

Enrollment By Grade: PK-15 K-21 1-19 2-21 3-16 4-13 5-10 6-14 7-11 8-7

Phone: (610) 868-2621

Grades: PK - 8

School Type: Regular

Gender: Coed

Student/Teacher Ratio: 10.7 to 1

Mascot: Beth Stars

### BETHLEHEM CHRISTIAN SCHOOL

3100 HECKTOWN RD, BETHLEHEM, PA 18020

Distance from Subject: 2.4 Miles

Affiliation: Christian

Phone: 610-868-6020

Grades: KG - 4

School Type: Regular

Gender: Coed

Prepared by RE/MAX real estate



## Private Schools

**Students:** 126  
**Student/ Homeroom Ratio:** N/A  
**School Colors:** Royal  
**Enrollment By Grade:** K-21 1-25 2-19 3-16 4-22

**Student/Teacher Ratio:** 12.9 to 1  
**Mascot:** Panthers

### OUR LADY OF PERPETUAL HELP SCHOOL

3221 SANTEE RD, BETHLEHEM, PA 18020

**Distance from Subject:** 2.4 Miles  
**Affiliation:** Roman Catholic  
**Students:** 287  
**Student/ Homeroom Ratio:** N/A  
**School Colors:** Royal  
**Enrollment By Grade:** PK-23 K-35 1-28 2-34 3-30 4-35 5-33 6-31 7-31 8-30

**Phone:** (610) 868-6570  
**Grades:** PK - 8

**School Type:** Regular  
**Gender:** Coed  
**Student/Teacher Ratio:** 18.6 to 1  
**Mascot:** Cougars

### ST THERESA SCHOOL

300 LEONARD ST, HELLERTOWN, PA 18055

**Distance from Subject:** 2.6 Miles  
**Affiliation:** Roman Catholic  
**Students:** 131  
**Student/ Homeroom Ratio:** N/A  
**School Colors:** Maroon  
**Enrollment By Grade:** PK-20 K-15 1-14 2-20 3-18 4-14 5-16 6-14 7-10 8-10

**Phone:** (610) 838-8161  
**Grades:** PK - 8

**School Type:** Regular  
**Gender:** Coed  
**Student/Teacher Ratio:** 11.4 to 1  
**Mascot:** Cougars

### SETON ACADEMY

623 6TH AVE, BETHLEHEM, PA 18018

**Distance from Subject:** 2.7 Miles  
**Affiliation:** Roman Catholic  
**Students:** 117  
**Student/ Homeroom Ratio:** N/A  
**School Colors:** Royal  
**Enrollment By Grade:** K-13 1-14 2-9 3-8 4-15 5-10 6-17 7-13 8-18

**Phone:** (610) 867-9530  
**Grades:** KG - 8

**School Type:** Regular  
**Gender:** Coed  
**Student/Teacher Ratio:** 11.4 to 1  
**Mascot:** Crusaders

### CAMBRIDGE DAY SCHOOL

2201 EMRICK BLVD, BETHLEHEM, PA 18020

**Distance from Subject:** 3.2 Miles  
**Affiliation:** Unknown  
**Students:** 10  
**Student/ Homeroom Ratio:** N/A  
**School Colors:** N/A  
**Enrollment By Grade:** PK-10 K-5

**Phone:** N/A  
**Grades:** PK - 4

**School Type:** Regular  
**Gender:** Coed  
**Student/Teacher Ratio:** 10.0 to 1  
**Mascot:** N/A

### THE GODDARD SCHOOL

4500 FALMER DR, BETHLEHEM, PA 18020

**Distance from Subject:** 3.2 Miles  
**Affiliation:** Unknown  
**Students:** 13  
**Student/ Homeroom Ratio:** N/A  
**School Colors:** N/A  
**Enrollment By Grade:** PK-38 K-13

**Phone:** N/A  
**Grades:** PK - KG

**School Type:** Regular  
**Gender:** Coed  
**Student/Teacher Ratio:** 13.0 to 1  
**Mascot:** N/A

Prepared by RE/MAX real estate



## Private Schools

### ST NICHOLAS GREEK ORTHODOX ACADEMY

1607 W UNION BLVD, BETHLEHEM, PA 18018

Distance from Subject: 3.3 Miles

Affiliation: Greek Orthodox

Students: 30

Student/ Homeroom Ratio: N/A

School Colors: N/A

Enrollment By Grade: K-26

Phone: N/A

Grades: KG - 4

School Type: Regular

Gender: Coed

Student/Teacher Ratio: 30.0 to 1

Mascot: N/A

### NOTRE DAME HIGH SCHOOL

3417 CHURCH RD, EASTON, PA 18045

Distance from Subject: 3.6 Miles

Affiliation: Roman Catholic

Students: 562

Student/ Homeroom Ratio: N/A

School Colors: Royal

Enrollment By Grade: 9-149 10-110 11-123 12-180

Phone: (610) 868-1431

Grades: 9 - 12

School Type: Regular

Gender: Coed

Student/Teacher Ratio: 17.3 to 1

Mascot: Crusaders

### CAMBRIDGE DAY SCHOOL

3986 TOWNSHIP LINE RD, BETHLEHEM, PA 18020

Distance from Subject: 3.9 Miles

Affiliation: Unknown

Students: 8

Student/ Homeroom Ratio: N/A

School Colors: N/A

Enrollment By Grade: K-8

Phone: N/A

Grades: KG - KG

School Type: Regular

Gender: Coed

Student/Teacher Ratio: 8.0 to 1

Mascot: N/A

### CREATIVE KIDS CLUB

90 S COMMERCE WAY STE 480, BETHLEHEM, PA 18017

Distance from Subject: 3.9 Miles

Affiliation: Unknown

Students: 8

Student/ Homeroom Ratio: N/A

School Colors: N/A

Enrollment By Grade: K-8

Phone: N/A

Grades: KG - KG

School Type: Regular

Gender: Coed

Student/Teacher Ratio: 8.0 to 1

Mascot: N/A

### NOTRE DAME OF BETHLEHEM SCHOOL

1835 CATASAUQUA RD, BETHLEHEM, PA 18018

Distance from Subject: 4.0 Miles

Affiliation: Roman Catholic

Students: 348

Student/ Homeroom Ratio: N/A

School Colors: Royal

Enrollment By Grade: PK-55 K-35 1-35 2-46 3-33 4-34 5-43 6-36 7-47 8-39

Phone: (610) 866-2231

Grades: PK - 8

School Type: Regular

Gender: Coed

Student/Teacher Ratio: 16.1 to 1

Mascot: N/A

### MORAVIAN ACADEMY UPPER SCHOOL

4313 GREEN POND RD, BETHLEHEM, PA 18020

Distance from Subject: 4.0 Miles

Affiliation: Brethren

Students: 286

Phone: N/A

Grades: 9 - 12

School Type: Regular

Gender: Coed

Student/Teacher Ratio: 8.4 to 1

Prepared by RE/MAX real estate



## Private Schools

**Student/ Homeroom Ratio:** N/A

**School Colors:** N/A

**Enrollment By Grade:** 9-67 10-79 11-77 12-63

**Mascot:** N/A

### CHESTERBROOK ACADEMY

1550 VALLEY CENTER PKWY # 200, BETHLEHEM, PA 18017

**Distance from Subject:** 4.1 Miles

**Affiliation:** Unknown

**Students:** 16

**Student/ Homeroom Ratio:** N/A

**School Colors:** N/A

**Enrollment By Grade:** PK-48 K-4

**Phone:** (610) 974-9100

**Grades:** PK - 4

**School Type:** Regular

**Gender:** Coed

**Student/Teacher Ratio:** 16.0 to 1

**Mascot:** N/A

### COVENANT CHRISTIAN ACADEMY OF THE LEE HI

1414 PENNSYLVANIA AVE, BETHLEHEM, PA 18018

**Distance from Subject:** 4.2 Miles

**Affiliation:** Christian

**Students:** 41

**Student/ Homeroom Ratio:** N/A

**School Colors:** Maroon

**Enrollment By Grade:** K-10 1-5 2-8 3-4 4-4 5-2 6-3 7-2 8-3

**Phone:** (610) 868-7302

**Grades:** KG - 8

**School Type:** Regular

**Gender:** Coed

**Student/Teacher Ratio:** 6.5 to 1

**Mascot:** Warriors

### CENTENNIAL SCHOOL LEHIGH UNIV

2196 AVENUE C, BETHLEHEM, PA 18017

**Distance from Subject:** 4.9 Miles

**Affiliation:** Unknown

**Students:** 69

**Student/ Homeroom Ratio:** N/A

**School Colors:** N/A

**Enrollment By Grade:** 1-3 2-1 3-4 4-3 5-7 6-7 7-6 8-12 9-8 10-3 11-6 12-9

**Phone:** N/A

**Grades:** 1 - 12

**School Type:** Regular

**Gender:** Coed

**Student/Teacher Ratio:** 3.6 to 1

**Mascot:** N/A

Prepared by RE/MAX real estate



## Housing Information



## Freemansburg

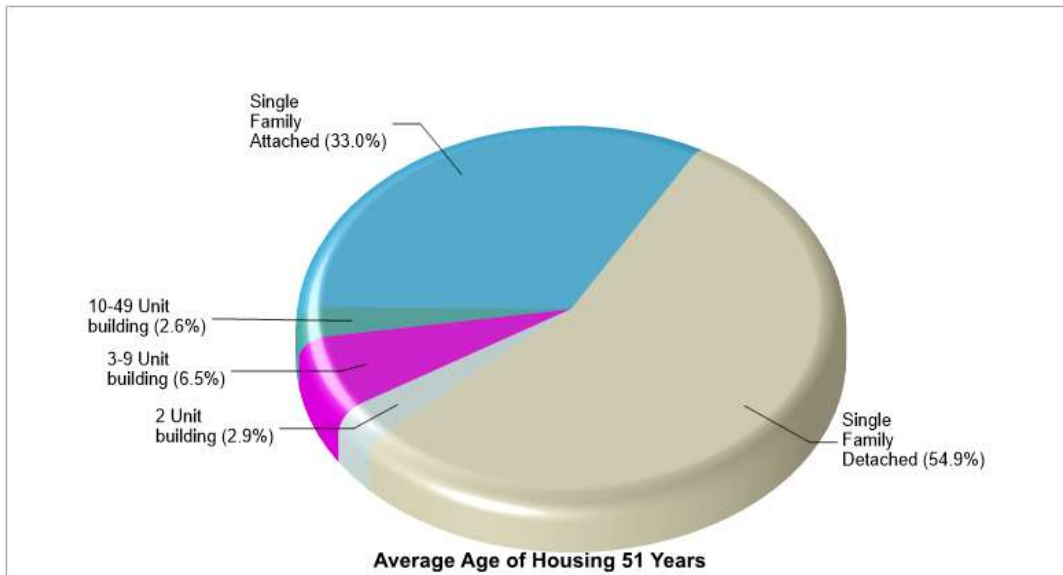
Prepared by RE/MAX real estate



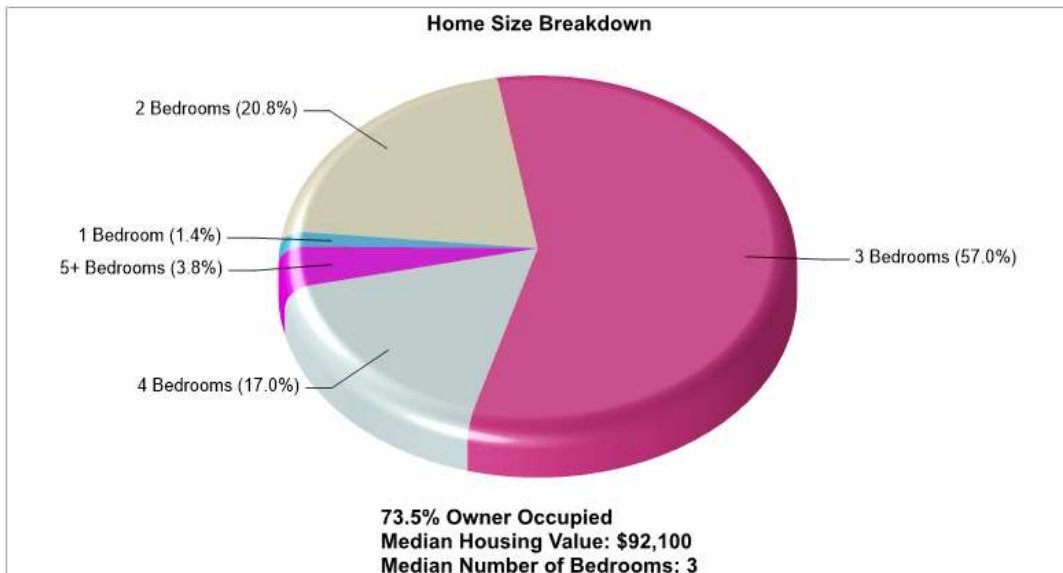
© Homes Media Solutions

The accuracy of all information is deemed reliable, but is not guaranteed.

## Location: Freemansburg, PA City/Area Housing Characteristics



## Location: Freemansburg, PA City/Area Home Ownership

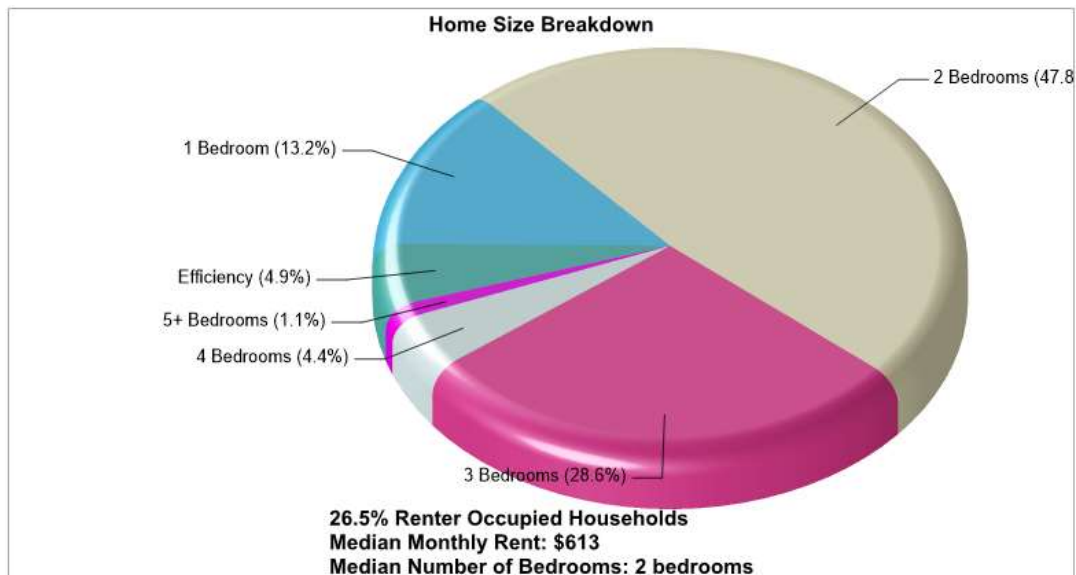


Prepared by RE/MAX real estate





**Location: Freemansburg, PA**  
**City/Area Rental**



Prepared by RE/MAX real estate



## Recent Home Sales



**Location: Freemansburg, PA**  
**Home Sales Pricing Pattern**

Prepared by RE/MAX real estate



## Crime Information



## Freemansburg

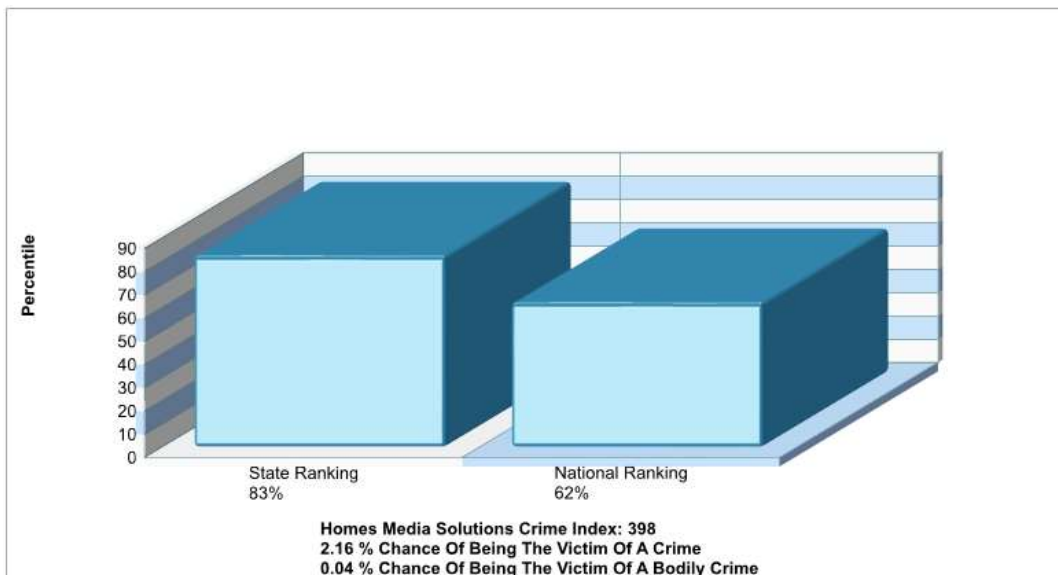
Prepared by RE/MAX real estate



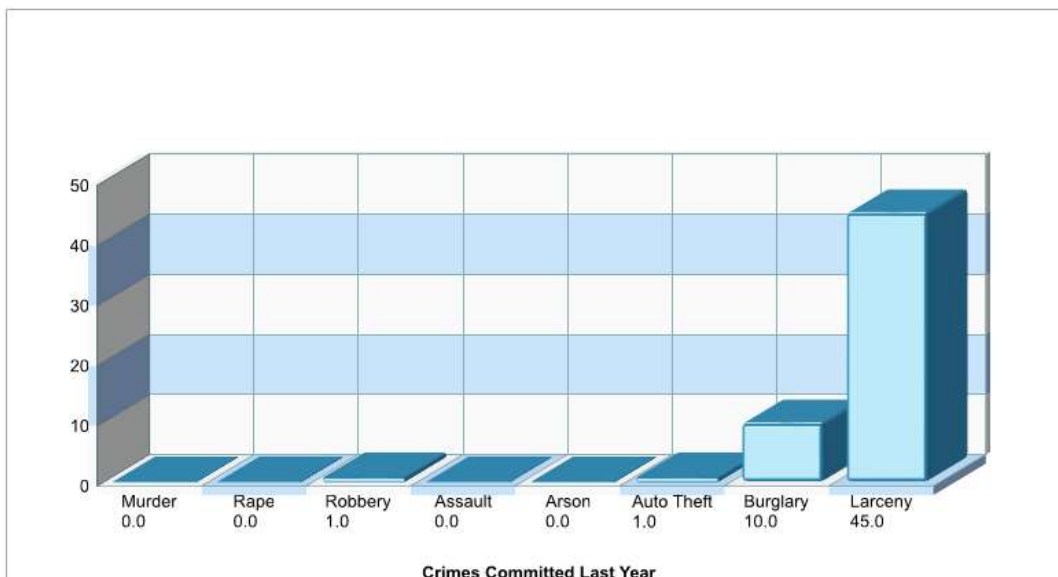
© Homes Media Solutions

The accuracy of all information is deemed reliable, but is not guaranteed.

## Location: Freemansburg, PA City/Area Crime Index



## Location: Freemansburg, PA City/Area Crime Incidents



Prepared by RE/MAX real estate



## Climate Information



## Freemansburg

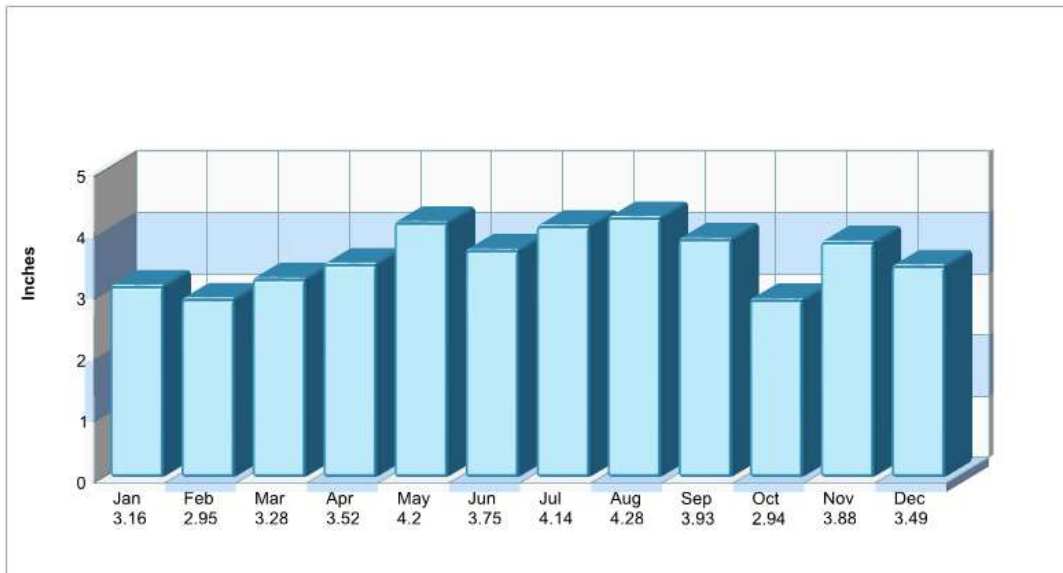
Prepared by RE/MAX real estate



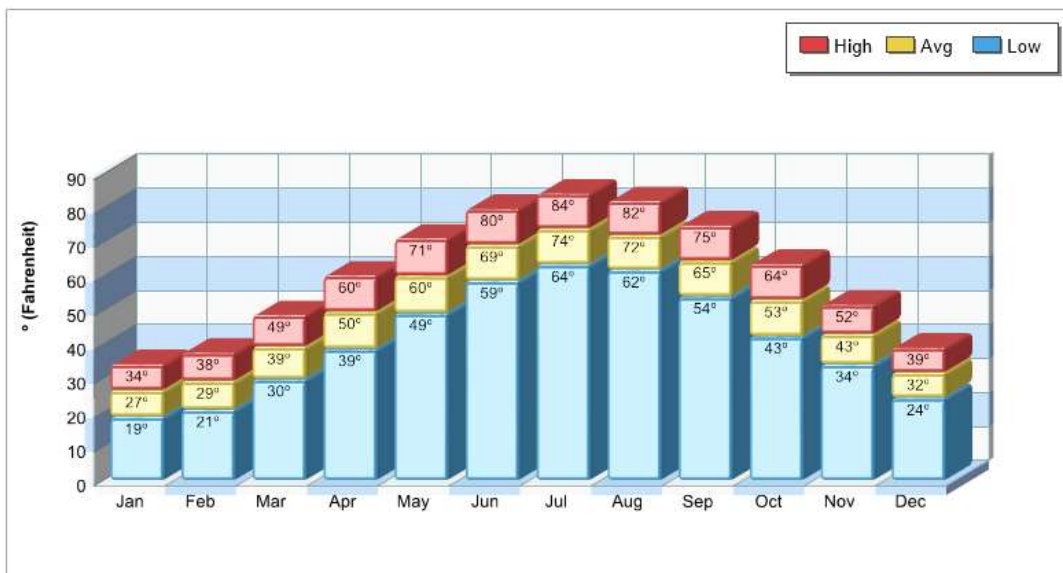
© Homes Media Solutions

The accuracy of all information is deemed reliable, but is not guaranteed.

## Average Precipitation Measured at ALLENTOWN AIRPORT (elevation: 388ft.)



## Temperature Measured at ALLENTOWN AIRPORT (elevation: 388ft.)



Prepared by RE/MAX real estate



Houses of Worship



**Freemansburg**

Prepared by RE/MAX real estate



© Homes Media Solutions

The accuracy of all information is deemed reliable, but is not guaranteed.





## Houses of Worship

### GOSPEL JESUS CHRST CHRSTN CTR

140 MONROE ST Freemansburg, PA 18017

**Denomination:** Churches, Denomination Unknown

**Phone:** 6106910244

**Distance from Subject:** 0.26 miles

### TRINITY UNITED CHURCH OF CHRST

226 MAIN ST Freemansburg, PA 18017

**Denomination:** Churches of Christ

**Phone:** 6108651431

**Distance from Subject:** 0.32 miles

### CHRIST EVANGLCL LUTH CHURCH

302 MAIN ST Bethlehem, PA 18017

**Denomination:** Lutheran Churches

**Phone:** 6108665578

**Distance from Subject:** 0.32 miles

### BACIRRR

935 Bethlehem Dr Bethlehem, PA 18017

**Denomination:** Churches, Denomination Unknown

**Phone:** 6108822611

**Distance from Subject:** 0.70 miles

### BETHLEHEM COMMUNITY FELLOWSHIP

1417 MARVINE ST Bethlehem, PA 18017

**Denomination:** Mennonite Churches

**Phone:** 6108668364

**Distance from Subject:** 0.72 miles

### ST PAUL COMMUNITY SVC CTR

925 E Goepp St Bethlehem, PA 18017

**Denomination:** Churches, Denomination Unknown

**Phone:** 6106915890

**Distance from Subject:** 0.89 miles

### BETHLEHEM CITY

540 Stefko Blvd Bethlehem, PA 18017

**Denomination:** Churches, Denomination Unknown

**Phone:** 6108681963

**Distance from Subject:** 1.04 miles

### WOMAN-ZION PRAYER MINISTRIES

1958 Mary St Bethlehem, PA 18017

**Denomination:** Churches, Denomination Unknown

**Phone:** 6104191481

**Distance from Subject:** 1.06 miles

### SMYRNA CHURCH OF THE LORD

1537 E 6TH ST Bethlehem, PA 18015

**Denomination:** Pentecostal Churches

**Phone:** 6108654221

**Distance from Subject:** 1.18 miles

### SECOND BAPTIST CHURCH

616 E Frankford St Bethlehem, PA 18018

**Denomination:** Baptist Churches

**Phone:** 6109970592

**Distance from Subject:** 1.21 miles

### CONGREGATION BETH AVRAHAM

1555 Linwood St Bethlehem, PA 18017

**Denomination:** Churches, Denomination Unknown

**Phone:** 6107588889

**Distance from Subject:** 1.21 miles

### TEMPLO EL REFUGIO

1438 E 5th St Bethlehem, PA 18015

**Phone:** 6108683610

**Distance from Subject:** 1.21 miles

Prepared by RE/MAX real estate



## Houses of Worship

**Denomination:** Churches, Denomination Unknown

---

### SECOND BAPT CHURCH

1016 WOOD ST Bethlehem, PA 18018

**Denomination:** Baptist Churches

**Phone:** 6106919783

**Distance from Subject:** 1.24 miles

---

### CHRIST IS COMING OUTREACH CTR

1335 E 4TH ST Bethlehem, PA 18015

**Denomination:** Churches, Denomination Unknown

**Phone:** 6108684054

**Distance from Subject:** 1.25 miles

---

### TEMPLO EL REFUGIO

501 WILLIAMS ST Bethlehem, PA 18015

**Denomination:** Assembly of God Churches

**Phone:** 6108683610

**Distance from Subject:** 1.26 miles

---

### MESSIAH LUTHERAN CHURCH

2020 Worthington Ave Bethlehem, PA 18017

**Denomination:** Lutheran Churches

**Phone:** 6106912321

**Distance from Subject:** 1.27 miles

---

### UNITY CENTER FOR SPIRITUAL

1337 E 5th St Bethlehem, PA 18015

**Denomination:** Churches, Denomination Unknown

**Phone:** 4848924120

**Distance from Subject:** 1.31 miles

---

### SALVATION ARMY

521 PEMBROKE RD Bethlehem, PA 18018

**Denomination:** Churches, Denomination Unknown

**Phone:** 6108674681

**Distance from Subject:** 1.31 miles

---

### ST MATTHEW LUTHERAN CHURCH

521 E LOCUST ST Bethlehem, PA 18018

**Denomination:** Lutheran Churches

**Phone:** 6108676021

**Distance from Subject:** 1.31 miles

---

### EDGEBORO MORAVIAN CHURCH

645 HAMILTON AVE Bethlehem, PA 18017

**Denomination:** Churches, Denomination Unknown

**Phone:** 6108668793

**Distance from Subject:** 1.32 miles

Prepared by RE/MAX real estate



## County Facts



## Freemansburg

Prepared by RE/MAX real estate

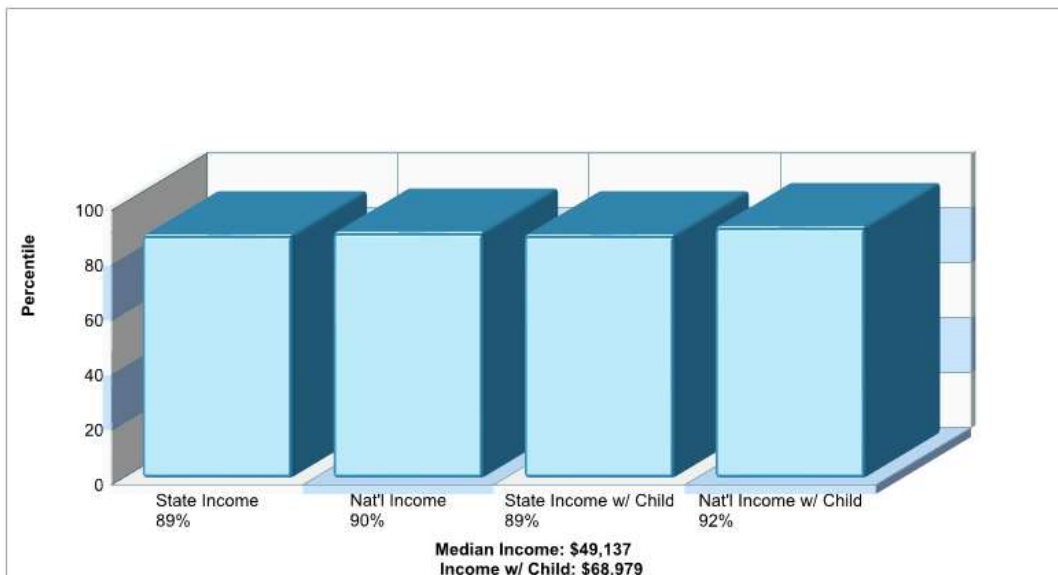


© Homes Media Solutions

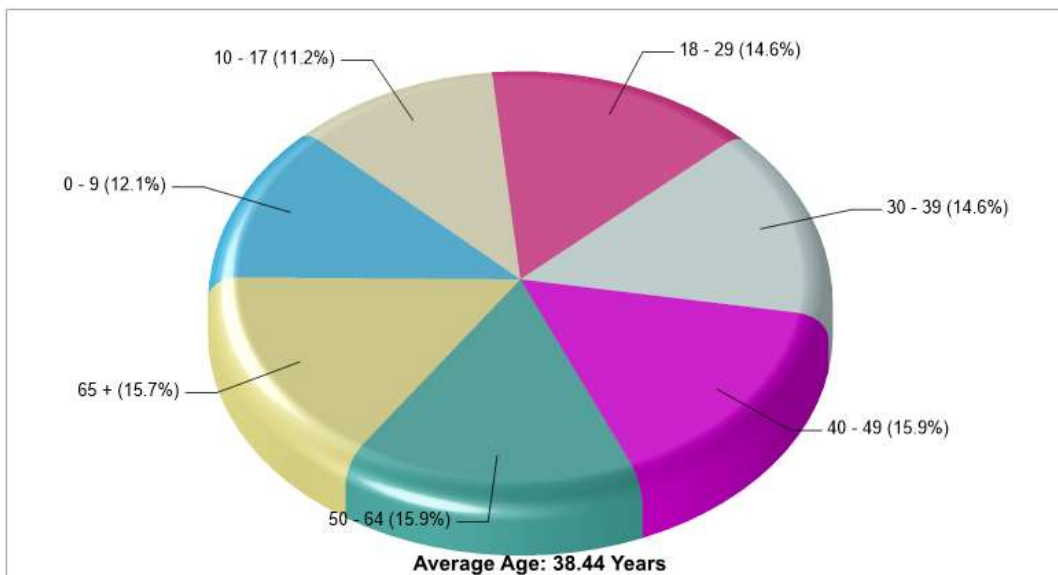
The accuracy of all information is deemed reliable, but is not guaranteed.



## Location: Freemansburg, PA County Income

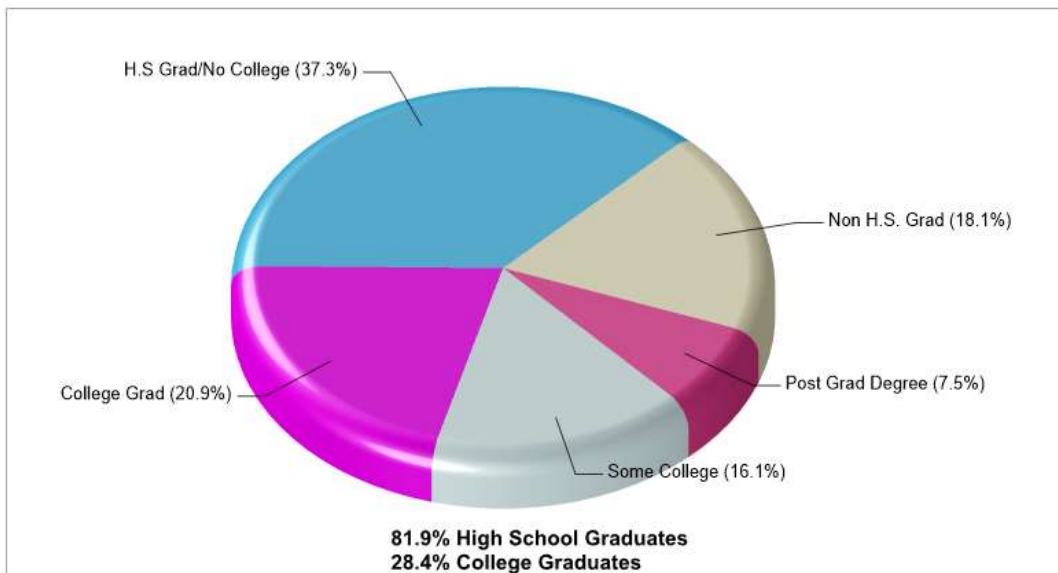


## Location: Freemansburg, PA County Age Breakdown

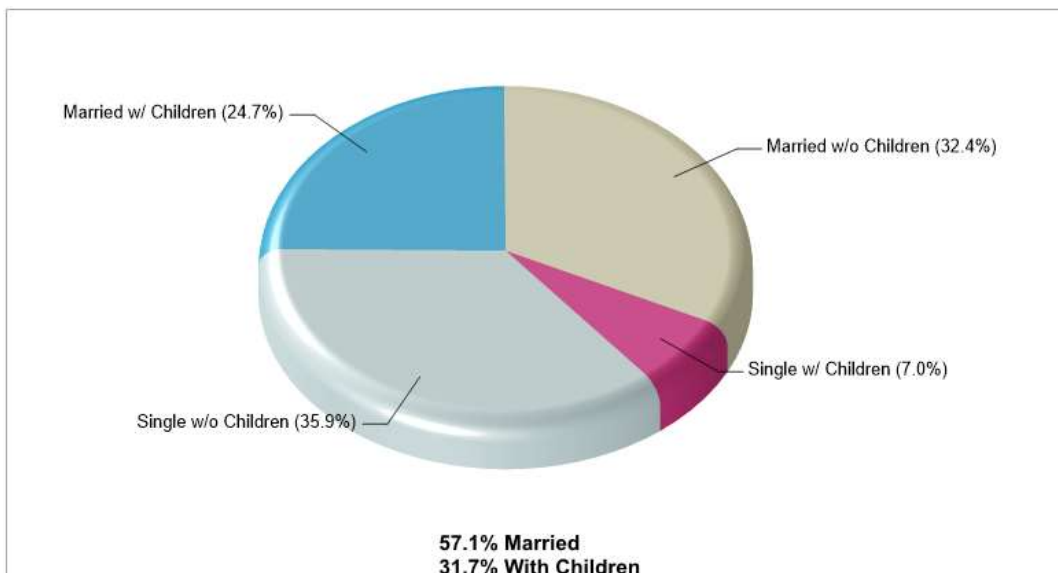


Prepared by RE/MAX real estate

## Location: Freemansburg, PA County Adult Education Level



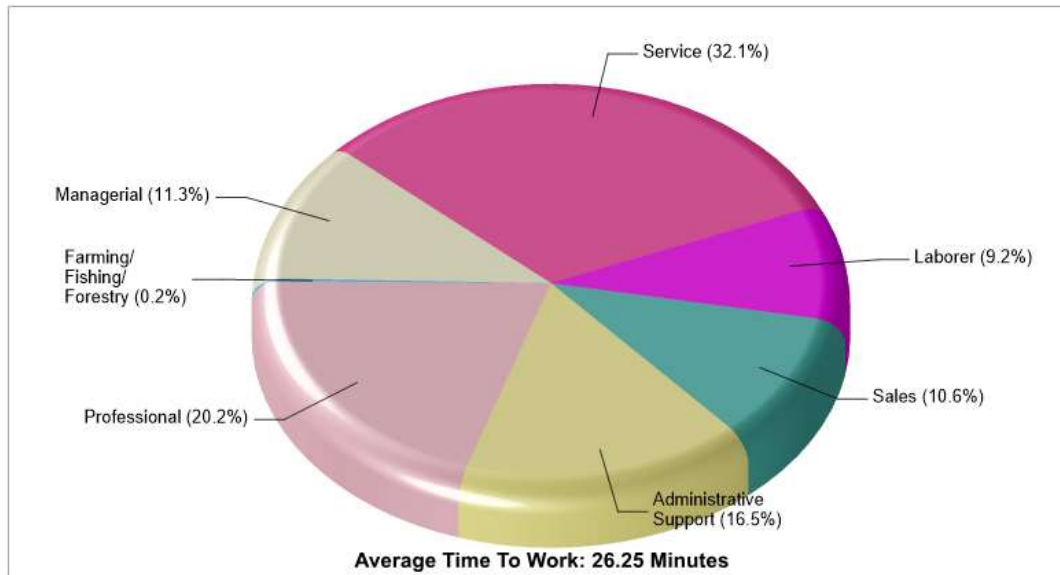
## Location: Freemansburg, PA County Household Characteristics



Prepared by RE/MAX real estate



## Location: Freemansburg, PA County Employment



Prepared by RE/MAX real estate



## State Facts



## Freemansburg

Prepared by RE/MAX real estate

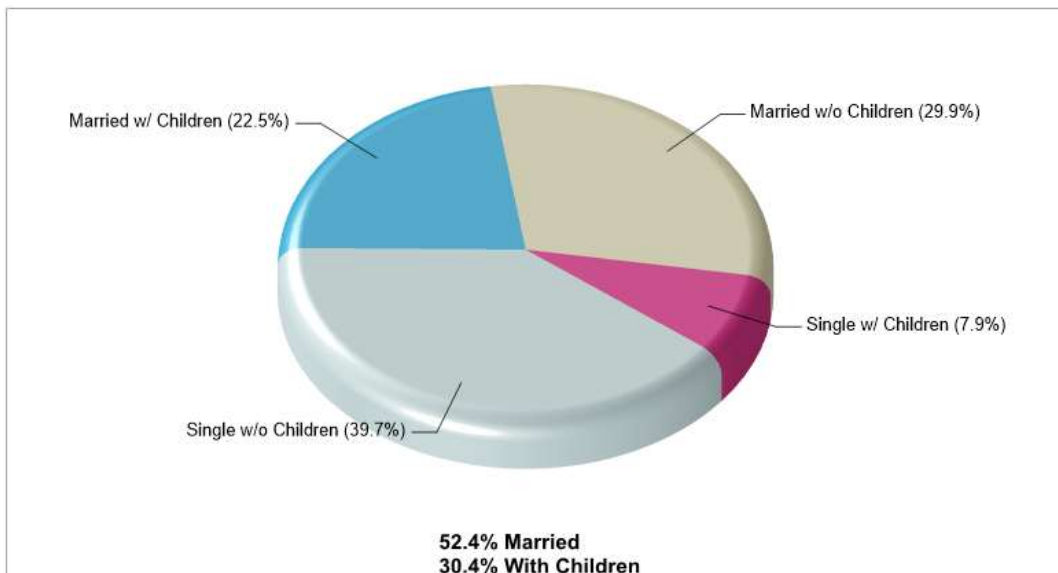


© Homes Media Solutions

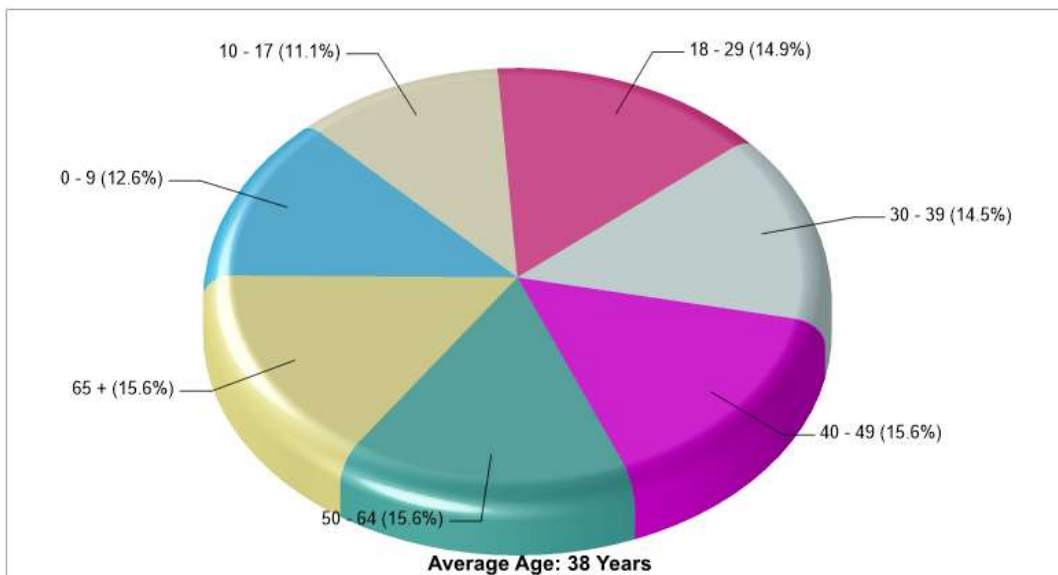
The accuracy of all information is deemed reliable, but is not guaranteed.



## Location: Freemansburg, PA State Household Characteristics



## Location: Freemansburg, PA State Age Breakdown

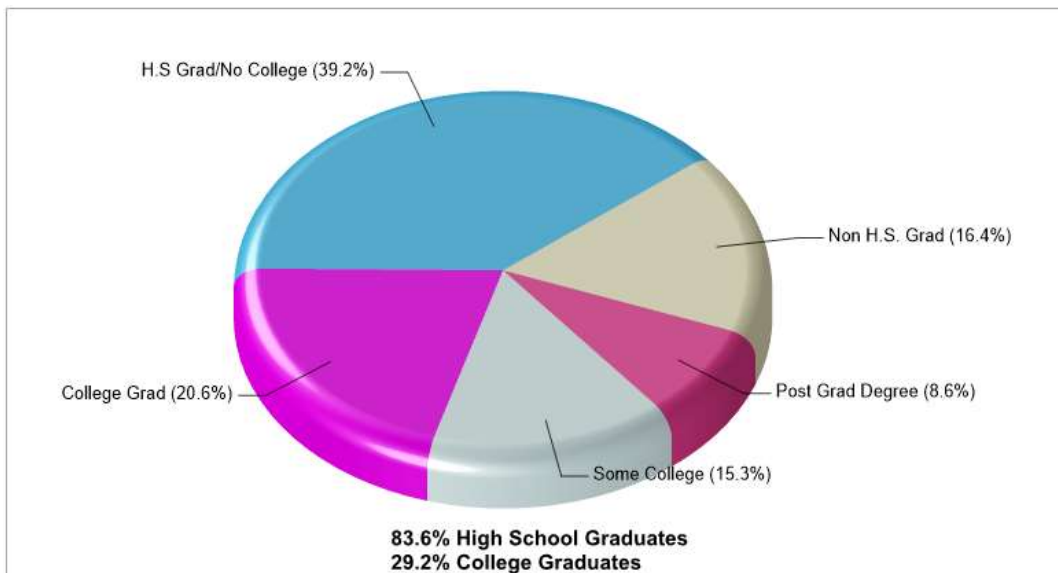


Prepared by RE/MAX real estate

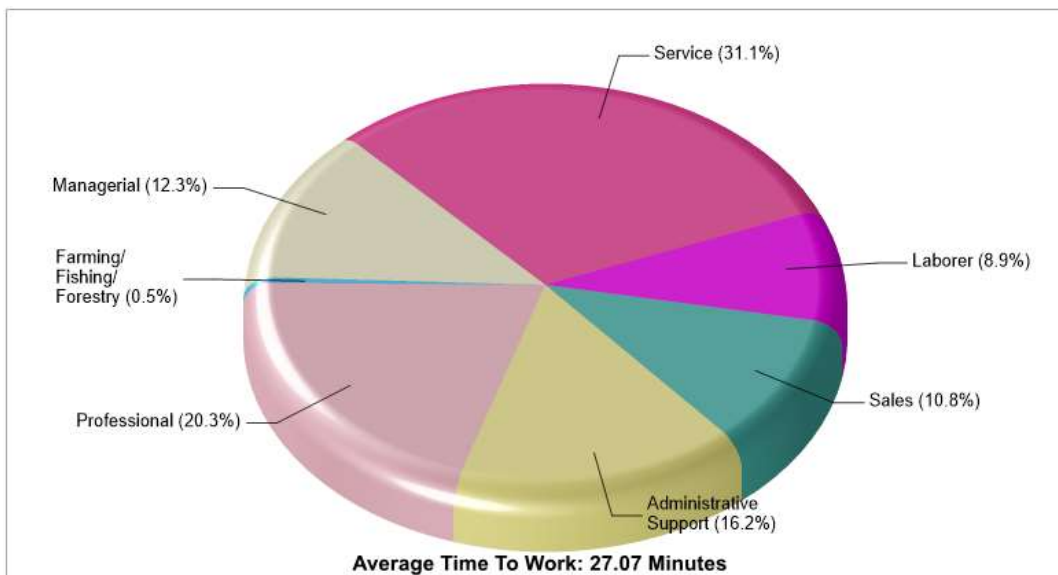




## Location: Freemansburg, PA State Adult Education Level



## Location: Freemansburg, PA State Employment



Prepared by RE/MAX real estate