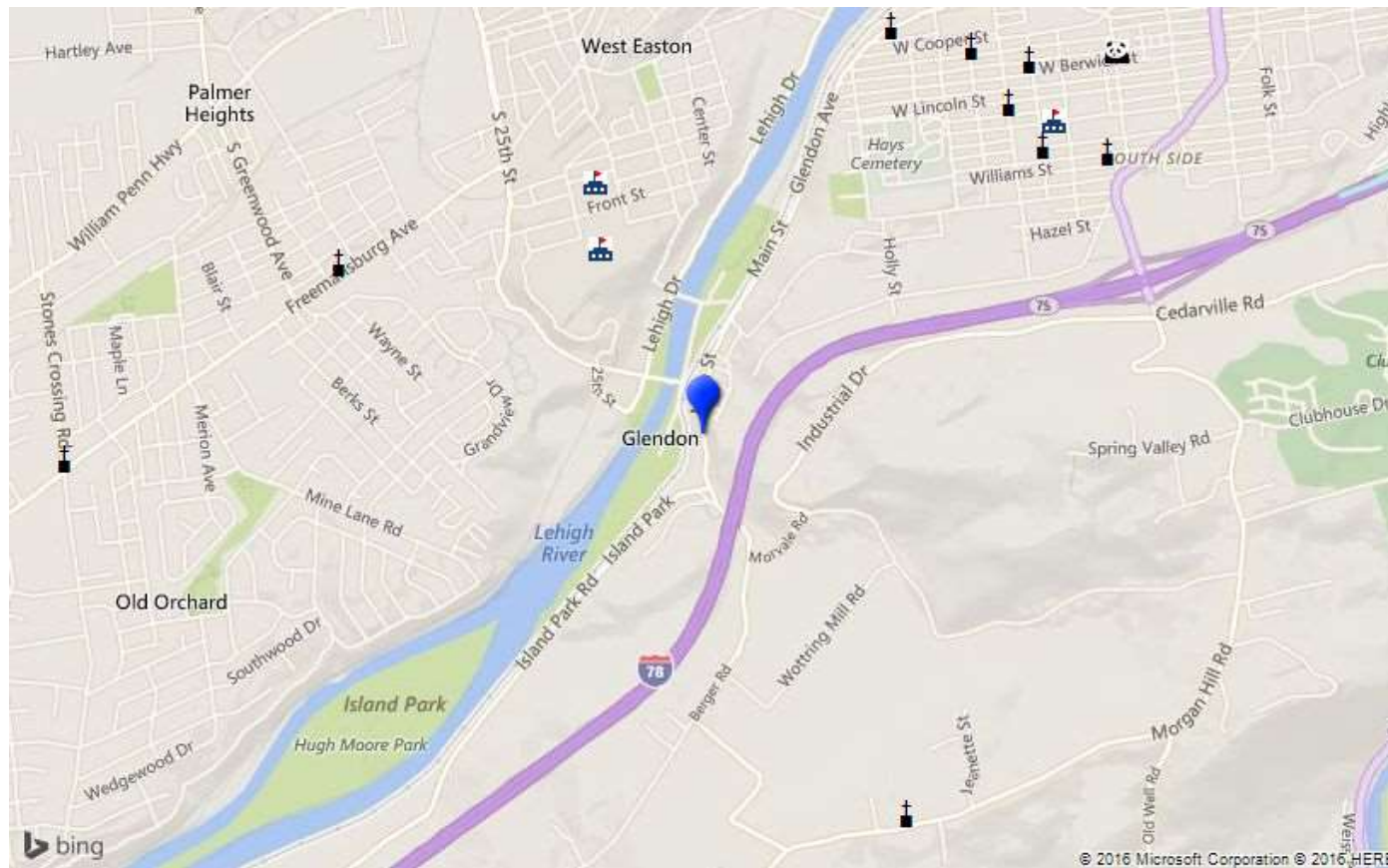




Glendon



Prepared by RE/MAX real estate



© Homes Media Solutions

The accuracy of all information is deemed reliable, but is not guaranteed.



Neighborhood Facts



Glendon

Prepared by RE/MAX real estate

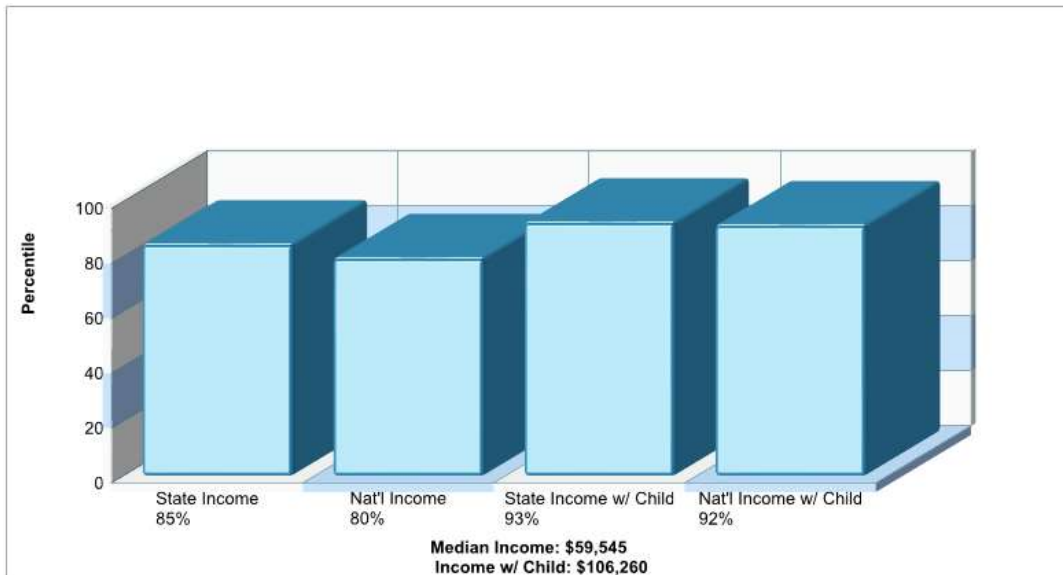


© Homes Media Solutions

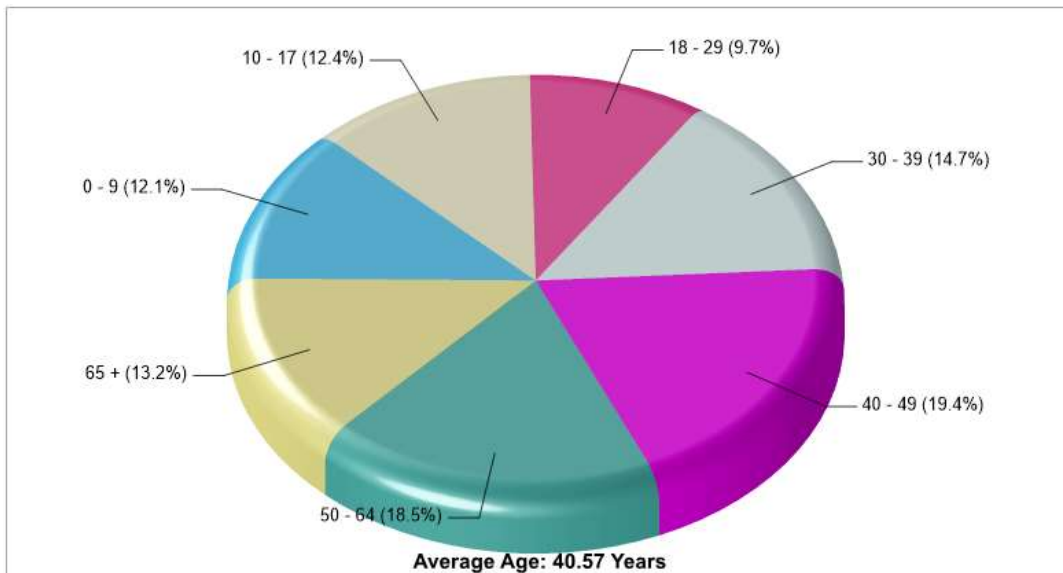
The accuracy of all information is deemed reliable, but is not guaranteed.



Location: Glendon, PA Neighborhood Income



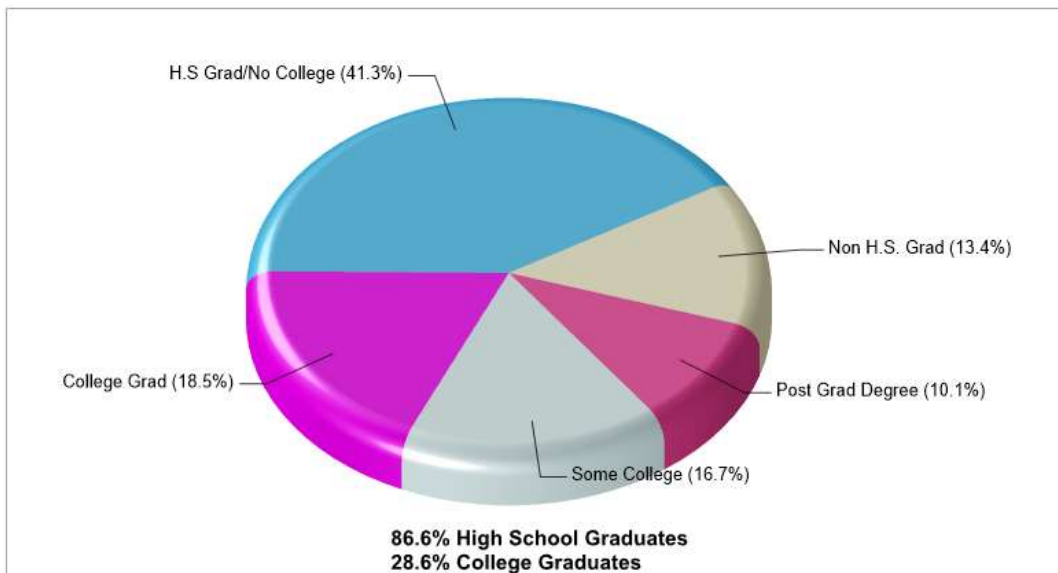
Location: Glendon, PA Neighborhood Age Breakdown



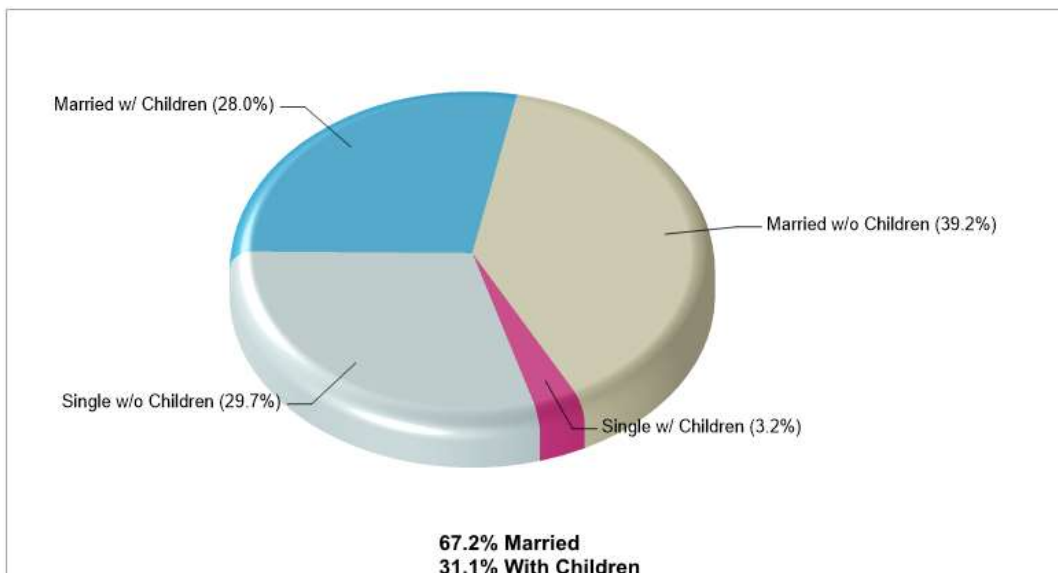
Prepared by RE/MAX real estate



Location: Glendon, PA Neighborhood Adult Education Level



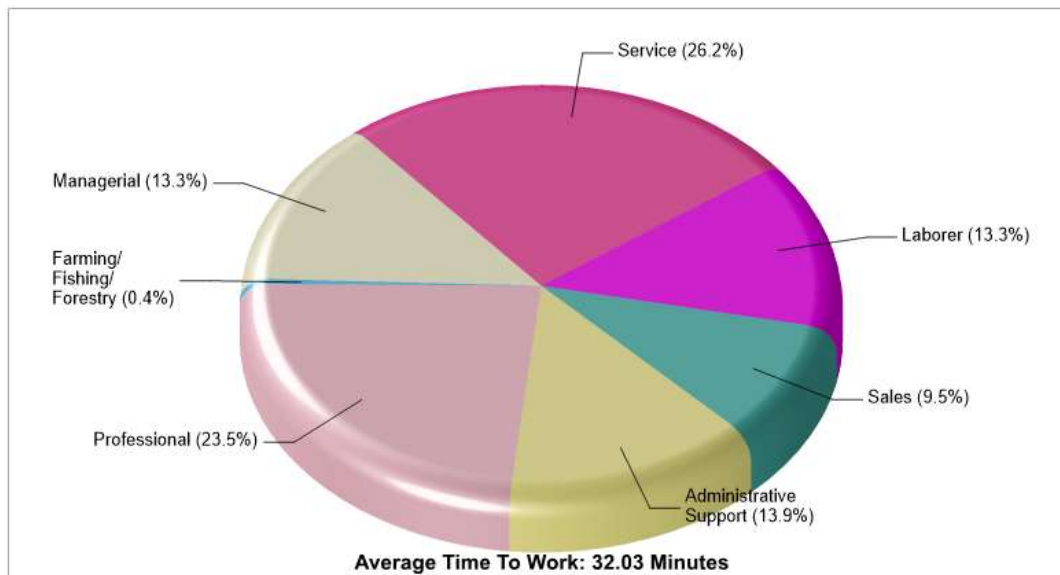
Location: Glendon, PA Neighborhood Household Characteristics



Prepared by RE/MAX real estate



Location: Glendon, PA Neighborhood Employment



Prepared by RE/MAX real estate



Area Facts



Glendon

Prepared by RE/MAX real estate

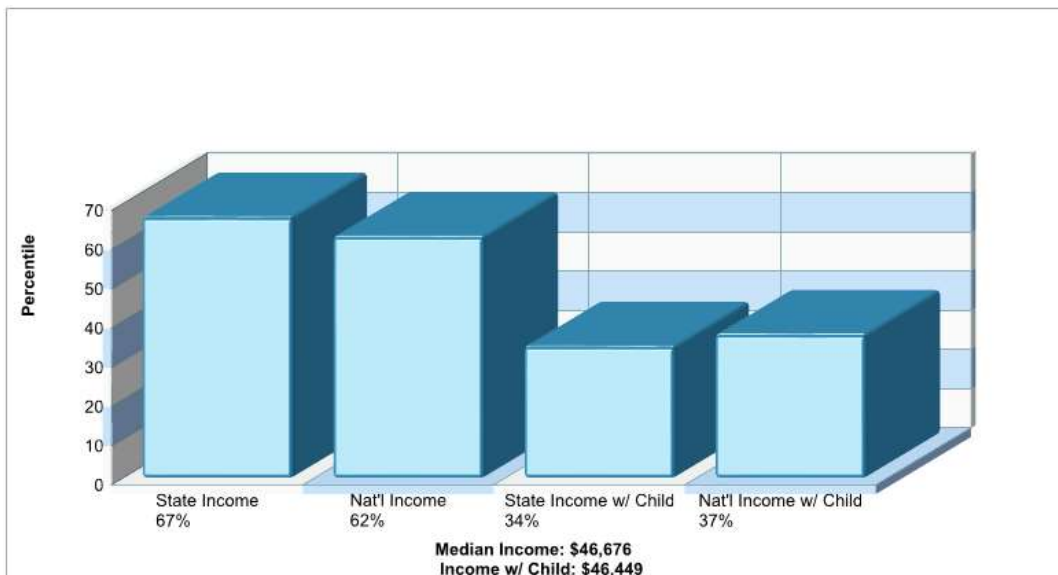


© Homes Media Solutions

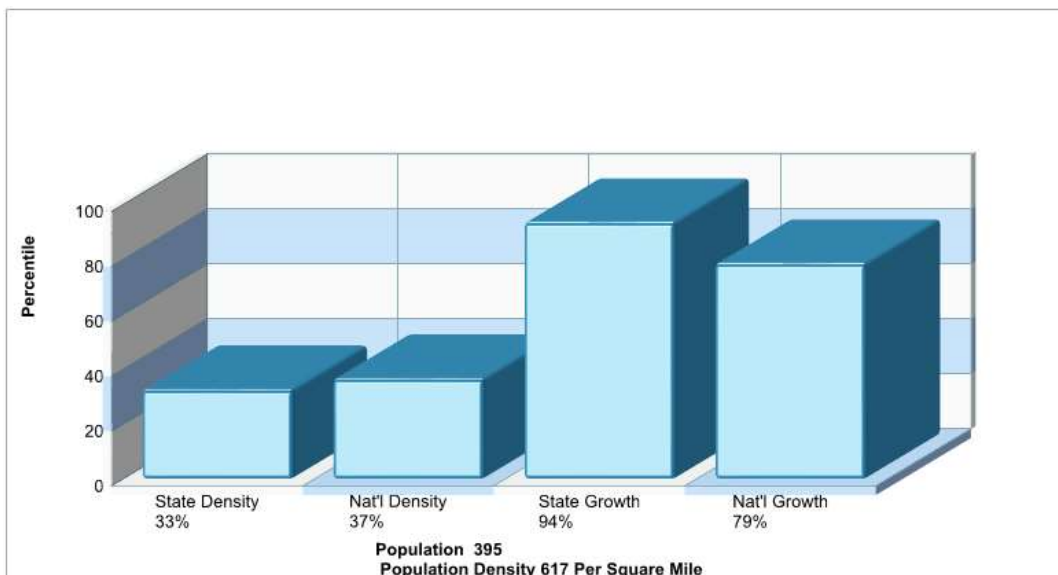
The accuracy of all information is deemed reliable, but is not guaranteed.



Location: Glendon, PA City/Area Income



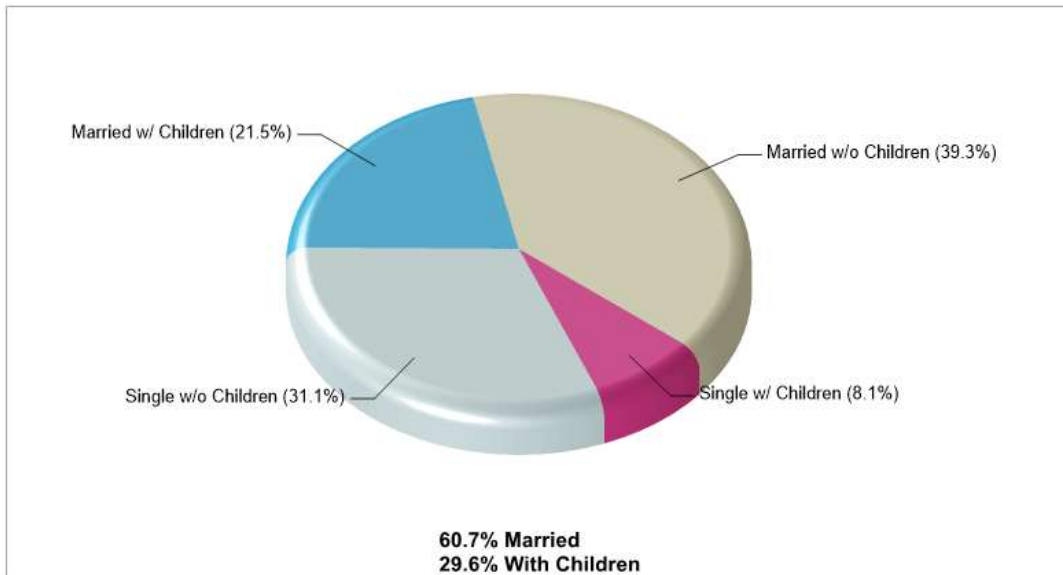
Location: Glendon, PA City/Area Population



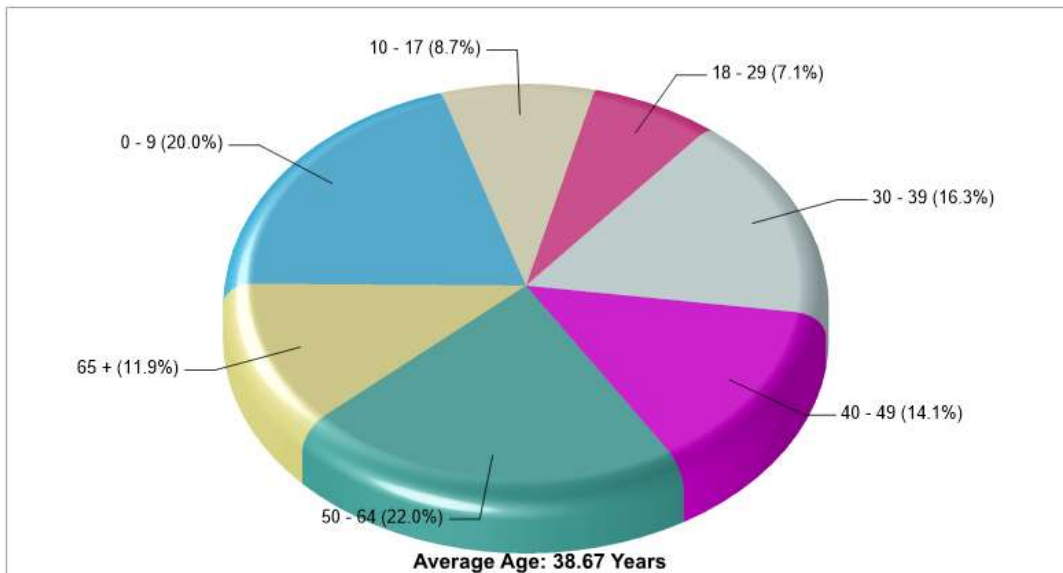
Prepared by RE/MAX real estate



Location: Glendon, PA City/Area Household Characteristics



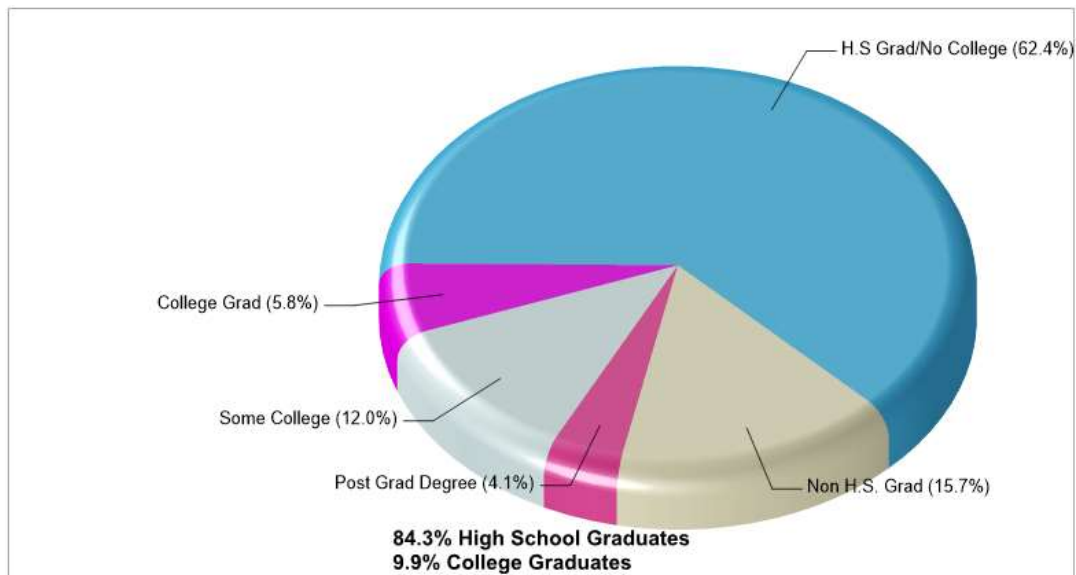
Location: Glendon, PA City/Area Age Breakdown



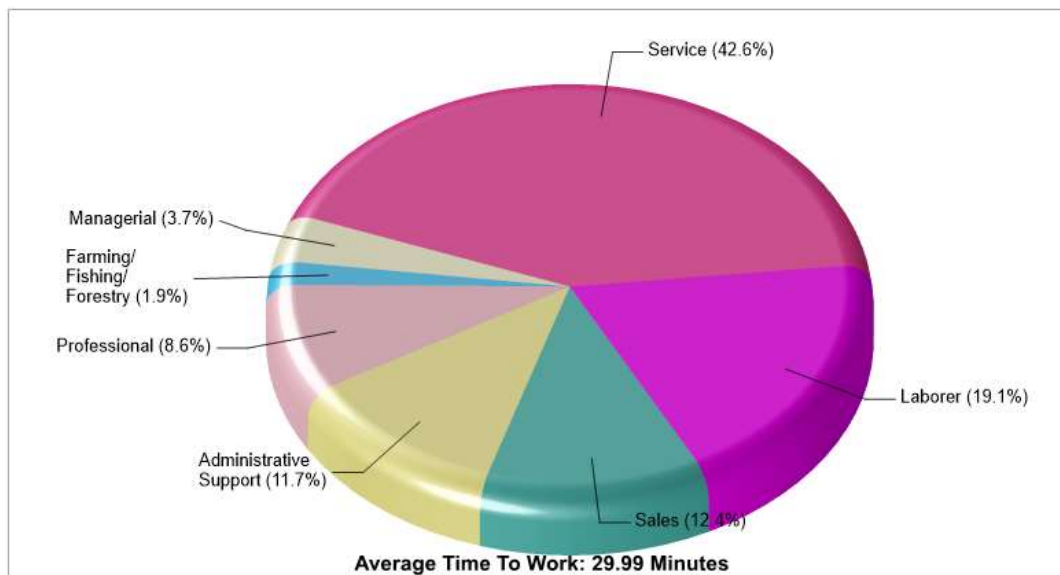
Prepared by RE/MAX real estate



Location: Glendon, PA City/Area Adult Education Level



Location: Glendon, PA City/Area Employment



Prepared by RE/MAX real estate



School Information

Glendon

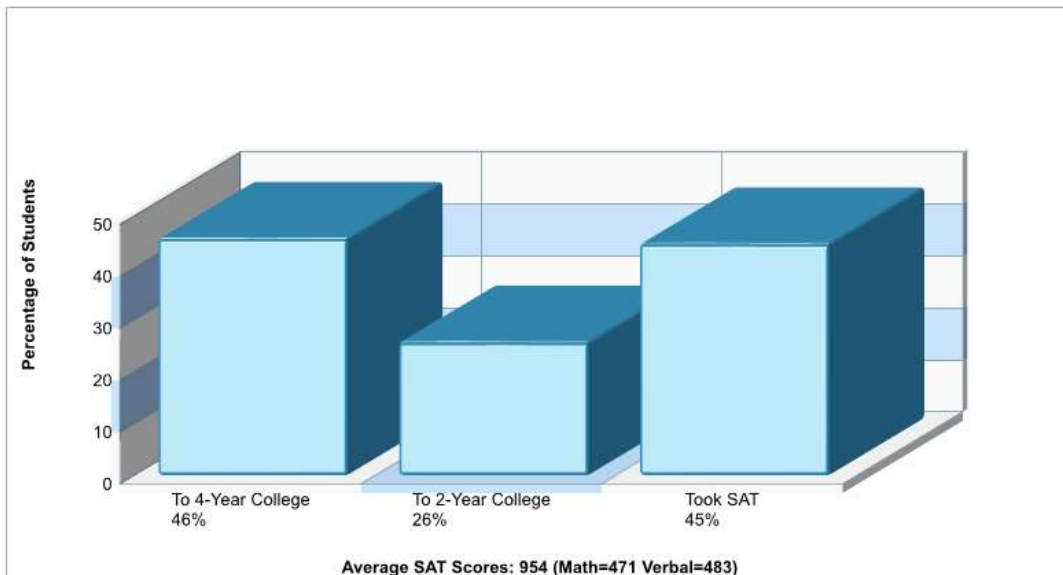
Prepared by RE/MAX real estate



Location: Glendon, PA Student Enrollment By Grade

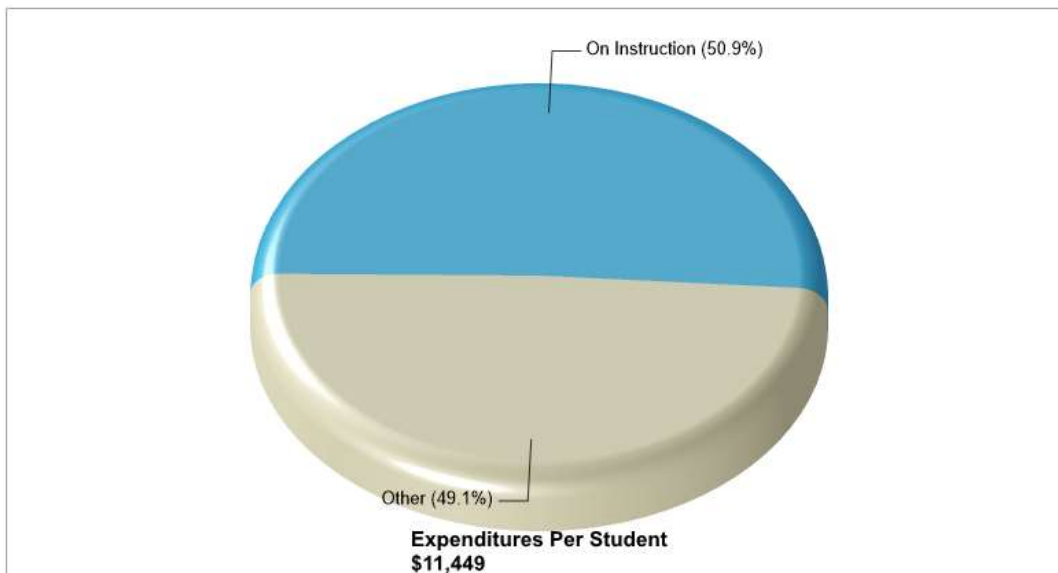


Location: Glendon, PA High School Statistics

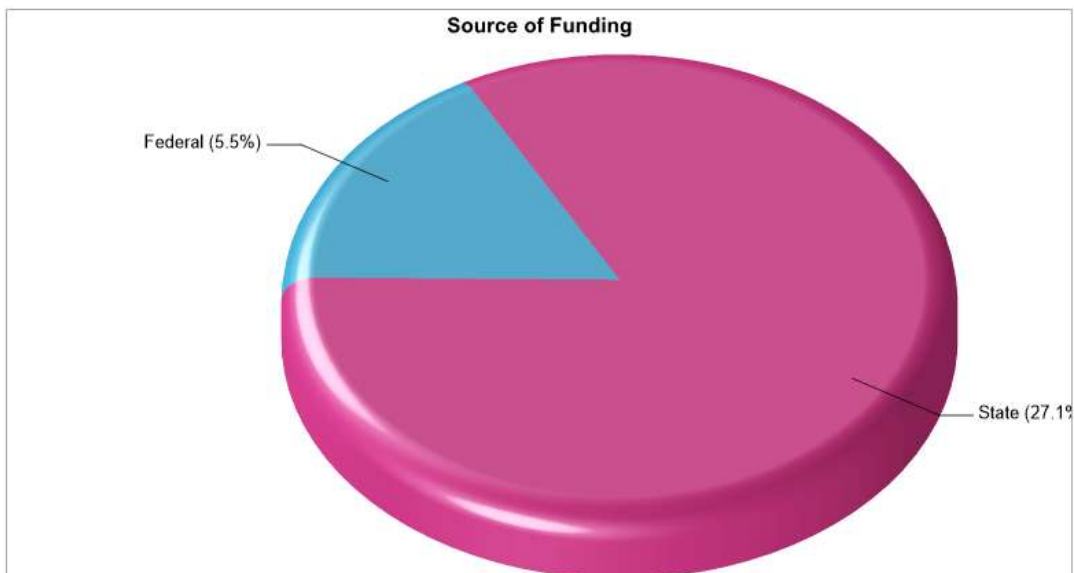


Prepared by RE/MAX real estate

Location: Glendon, PA School Expenditures



Location: Glendon, PA School Funding



Prepared by RE/MAX real estate



Public Schools for District

WILSON AREA INTERMEDIATE SCH
2400 FIRMSTONE ST, EASTON, PA 18042

Phone: (484)373-6110
Grades: 05 - 08

Distance from Subject: 0.5 Miles
Student/Teacher Ratio: 13.2 to 1
Mascot: Lions
Average SAT: N/A
Students Taking SAT: N/A
Average ACT: N/A
Students Taking ACT: N/A
Enrollment By Grade: 5-175 6-168 7-153 8-179

School Type: Regular
Students/Teachers: 675/51
School Colors : Gold
Graduates To 2-Year College: N/A
Graduates To 4-Year College: N/A
National Merit Finalists: N/A

AVONA EL SCH
2317 FRONT ST, EASTON, PA 18042

Phone: (484)373-6250
Grades: KG - 04

Distance from Subject: 0.7 Miles
Student/Teacher Ratio: 14.7 to 1
Mascot: All Stars
Average SAT: N/A
Students Taking SAT: N/A
Average ACT: N/A
Students Taking ACT: N/A
Enrollment By Grade: K-42 1-45 2-36 3-41 4-56

School Type: Regular
Students/Teachers: 220/15
School Colors : Gold
Graduates To 2-Year College: N/A
Graduates To 4-Year College: N/A
National Merit Finalists: N/A

WILSON AREA HS
424 WARRIOR LN, EASTON, PA 18042

Phone: (484)373-6030
Grades: 09 - 12

Distance from Subject: 1.4 Miles
Student/Teacher Ratio: 13.1 to 1
Mascot: Warriors
Average SAT: 954(Math 471 Verbal 483)
Students Taking SAT: 45%
Average ACT: N/A
Students Taking ACT: N/A
Enrollment By Grade: 9-183 10-178 11-158 12-150

School Type: Regular
Students/Teachers: 669/51
School Colors : Gold
Graduates To 2-Year College: 26%
Graduates To 4-Year College: 46%
National Merit Finalists: 1

WILSON BOROUGH EL SCH
301 SOUTH 21ST ST, EASTON, PA 18042

Phone: (484)373-6220
Grades: KG - 04

Distance from Subject: 1.5 Miles
Student/Teacher Ratio: 16.0 to 1
Mascot: Wildcats
Average SAT: N/A
Students Taking SAT: N/A
Average ACT: N/A
Students Taking ACT: N/A
Enrollment By Grade: K-73 1-64 2-85 3-82 4-65

School Type: Regular
Students/Teachers: 369/23
School Colors : Gold
Graduates To 2-Year College: N/A
Graduates To 4-Year College: N/A
National Merit Finalists: N/A

WILLIAMS TOWNSHIP EL SCH
2660 MORGAN HILL RD, EASTON, PA 18042

Phone: (484)373-6170
Grades: KG - 04

Distance from Subject: 1.8 Miles
Student/Teacher Ratio: 11.7 to 1
Mascot: Rams
Average SAT: N/A

School Type: Regular
Students/Teachers: 246/21
School Colors : Black
Graduates To 2-Year College: N/A

Prepared by RE/MAX real estate



Public Schools for District

Students Taking SAT: N/A

Average ACT: N/A

Students Taking ACT: N/A

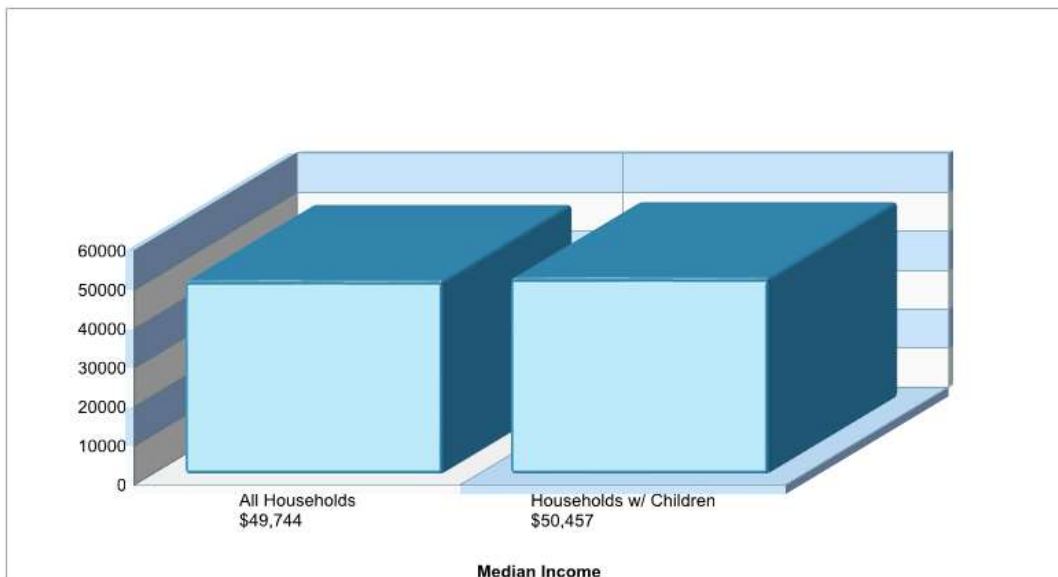
Enrollment By Grade: K-38 1-41 2-53 3-57 4-57

Graduates To 4-Year College: N/A

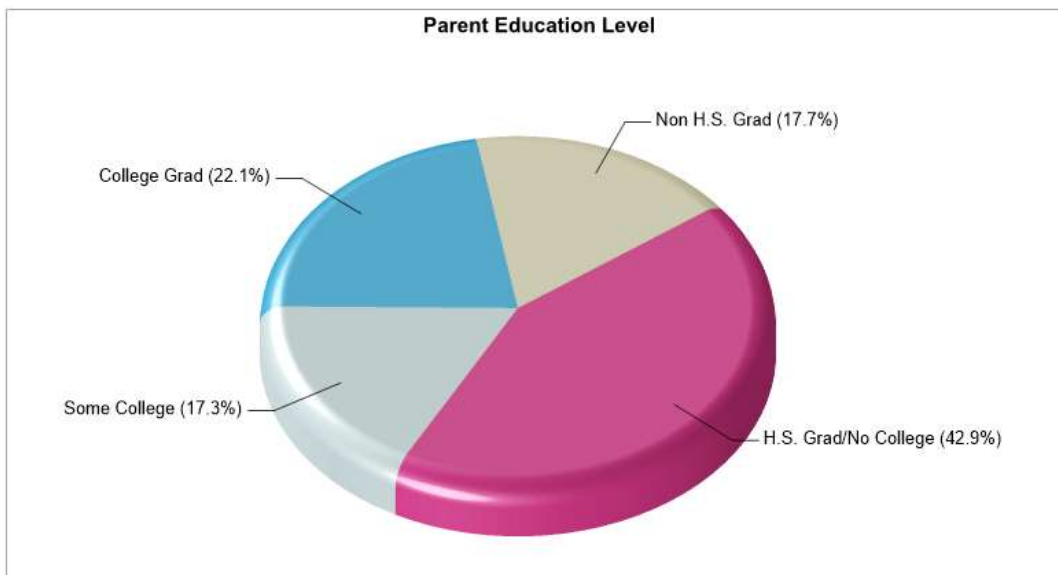
National Merit Finalists: N/A

Prepared by RE/MAX real estate

Location: Glendon, PA Household Income



Location: Glendon, PA Parent Education Level



Prepared by RE/MAX real estate



Private Schools

ST JANE FRANCES DE CHANTAL SCHOOL

1900 WASHINGTON BLVD, EASTON, PA 18042

Distance from Subject: 1.5 Miles

Affiliation: Roman Catholic

Students: 470

Student/ Homeroom Ratio: N/A

School Colors: Yellow

Enrollment By Grade: PK-55 K-60 1-56 2-56 3-65 4-47 5-43 6-59 7-36 8-48

Phone: (610) 253-8442

Grades: PK - 8

School Type: Regular

Gender: Coed

Student/Teacher Ratio: 18.9 to 1

Mascot: Hawks

THE CHILDRENS GARDEN EARLY ED CENTER

61 KUNKLE DR, EASTON, PA 18045

Distance from Subject: 1.7 Miles

Affiliation: Unknown

Students: 17

Student/ Homeroom Ratio: N/A

School Colors: N/A

Enrollment By Grade: K-17

Phone: (610) 258-0500

Grades: KG - KG

School Type: Regular

Gender: Coed

Student/Teacher Ratio: 6.1 to 1

Mascot: N/A

EASTON BAPTIST ACADEMY

177 N GREENWOOD AVE, EASTON, PA 18045

Distance from Subject: 2.2 Miles

Affiliation: Baptist

Students: 12

Student/ Homeroom Ratio: N/A

School Colors: N/A

Enrollment By Grade: K-1 1-1 2-2 5-1 6-1 7-2 10-2 11-2

Phone: N/A

Grades: KG - 11

School Type: Regular

Gender: Coed

Student/Teacher Ratio: 12.0 to 1

Mascot: N/A

HILDEBRANDT LEARNING CENTERS - LAFAYETTE

328 MCCARTNEY ST, EASTON, PA 18042

Distance from Subject: 2.9 Miles

Affiliation: Unknown

Students: 11

Student/ Homeroom Ratio: N/A

School Colors: N/A

Enrollment By Grade: PK-20 K-11

Phone: N/A

Grades: PK - KG

School Type: Regular

Gender: Coed

Student/Teacher Ratio: 11.0 to 1

Mascot: N/A

CAMBRIDGE DAY SCHOOL

2201 EMRICK BLVD, BETHLEHEM, PA 18020

Distance from Subject: 3.0 Miles

Affiliation: Unknown

Students: 10

Student/ Homeroom Ratio: N/A

School Colors: N/A

Enrollment By Grade: PK-10 K-5

Phone: N/A

Grades: PK - 4

School Type: Regular

Gender: Coed

Student/Teacher Ratio: 10.0 to 1

Mascot: N/A

FAMILY YMCA EARLY CHILDHOOD DEVELOPMENT

1350 SULLIVAN TRL, EASTON PA, PA 18040

Distance from Subject: 3.3 Miles

Affiliation: Unknown

Phone: N/A

Grades: KG - KG

School Type: Regular

Gender: Coed

Prepared by RE/MAX real estate



Private Schools

Students: 22
Student/ Homeroom Ratio: N/A
School Colors: N/A
Enrollment By Grade: K-22

Student/Teacher Ratio: 22.0 to 1
Mascot: N/A

NOTRE DAME HIGH SCHOOL
3417 CHURCH RD, EASTON, PA 18045
Distance from Subject: 3.6 Miles
Affiliation: Roman Catholic
Students: 562
Student/ Homeroom Ratio: N/A
School Colors: Royal
Enrollment By Grade: 9-149 10-110 11-123 12-180

Phone: (610) 868-1431
Grades: 9 - 12

School Type: Regular
Gender: Coed
Student/Teacher Ratio: 17.3 to 1
Mascot: Crusaders

THE GODDARD SCHOOL
4500 FALMER DR, BETHLEHEM, PA 18020
Distance from Subject: 3.7 Miles
Affiliation: Unknown
Students: 13
Student/ Homeroom Ratio: N/A
School Colors: N/A
Enrollment By Grade: PK-38 K-13

Phone: N/A
Grades: PK - KG

School Type: Regular
Gender: Coed
Student/Teacher Ratio: 13.0 to 1
Mascot: N/A

GODDARD SCHOOL
1775 SULLIVAN TRL, EASTON, PA 18040
Distance from Subject: 3.7 Miles
Affiliation: Unknown
Students: 10
Student/ Homeroom Ratio: N/A
School Colors: N/A
Enrollment By Grade: PK-15 K-10

Phone: N/A
Grades: PK - KG

School Type: Regular
Gender: Coed
Student/Teacher Ratio: 5.3 to 1
Mascot: N/A

STS PHILIP & JAMES SCHOOL
137 ROSEBERRY ST, PHILLIPSBURG, NJ 08865
Distance from Subject: 3.9 Miles
Affiliation: Roman Catholic
Students: 186
Student/ Homeroom Ratio: N/A
School Colors: Kelly Green
Enrollment By Grade: PK-30 K-24 1-14 2-24 3-23 4-15 5-21 6-19 7-29 8-17

Phone: (908) 859-1244
Grades: PK - 8

School Type: Regular
Gender: Coed
Student/Teacher Ratio: 11.4 to 1
Mascot: N/A

MORAVIAN ACADEMY UPPER SCHOOL
4313 GREEN POND RD, BETHLEHEM, PA 18020
Distance from Subject: 4.1 Miles
Affiliation: Brethren
Students: 286
Student/ Homeroom Ratio: N/A
School Colors: N/A
Enrollment By Grade: 9-67 10-79 11-77 12-63

Phone: N/A
Grades: 9 - 12

School Type: Regular
Gender: Coed
Student/Teacher Ratio: 8.4 to 1
Mascot: N/A

Prepared by RE/MAX real estate



Private Schools

PHILLIPSBURG CHRISTIAN ACADEMY

300 CROMWELL ST, PHILLIPSBURG, NJ 08865

Distance from Subject: 4.2 Miles

Affiliation: Christian

Students: 48

Student/ Homeroom Ratio: N/A

School Colors: Royal

Enrollment By Grade: PK-11 K-10 1-9 2-7 3-5 4-3 5-7 6-3 7-3 8-1

Phone: (908) 859-6464

Grades: PK - 8

School Type: Regular

Gender: Coed

Student/Teacher Ratio: 7.6 to 1

Mascot: N/A

BUSY BEES LEARNING CENTER

205 STRYKERS RD, PHILLIPSBURG, NJ 08865

Distance from Subject: 4.9 Miles

Affiliation: Unknown

Students: 15

Student/ Homeroom Ratio: N/A

School Colors: N/A

Enrollment By Grade: PK-50 K-15

Phone: N/A

Grades: PK - KG

School Type: Regular

Gender: Coed

Student/Teacher Ratio: 15.0 to 1

Mascot: N/A

BETHLEHEM CHRISTIAN SCHOOL

3100 HECKTOWN RD, BETHLEHEM, PA 18020

Distance from Subject: 5.0 Miles

Affiliation: Christian

Students: 126

Student/ Homeroom Ratio: N/A

School Colors: Royal

Enrollment By Grade: K-21 1-25 2-19 3-16 4-22

Phone: 610-868-6020

Grades: KG - 4

School Type: Regular

Gender: Coed

Student/Teacher Ratio: 12.9 to 1

Mascot: Panthers

OUR LADY OF PERPETUAL HELP SCHOOL

3221 SANTEE RD, BETHLEHEM, PA 18020

Distance from Subject: 5.3 Miles

Affiliation: Roman Catholic

Students: 287

Student/ Homeroom Ratio: N/A

School Colors: Royal

Enrollment By Grade: PK-23 K-35 1-28 2-34 3-30 4-35 5-33 6-31 7-31 8-30

Phone: (610) 868-6570

Grades: PK - 8

School Type: Regular

Gender: Coed

Student/Teacher Ratio: 18.6 to 1

Mascot: Cougars

BRIGHT HORIZONS

424 STATE ROUTE 57, PHILLIPSBURG, NJ 08865

Distance from Subject: 5.4 Miles

Affiliation: Unknown

Students: 12

Student/ Homeroom Ratio: N/A

School Colors: N/A

Enrollment By Grade: PK-18 K-12

Phone: N/A

Grades: PK - KG

School Type: Regular

Gender: Coed

Student/Teacher Ratio: 12.0 to 1

Mascot: N/A

STEPPING STONE SCHOOL

45 COUNTY ROAD 519, BLOOMSBURY, NJ 08804

Distance from Subject: 5.6 Miles

Affiliation: Unknown

Students: 24

Phone: (908) 995-1999

Grades: 3 - 12

School Type: Regular

Gender: Coed

Student/Teacher Ratio: 6.2 to 1

Prepared by RE/MAX real estate



Private Schools

Student/ Homeroom Ratio: N/A

Mascot: N/A

School Colors: N/A

Enrollment By Grade: 3-2 4-3 5-3 6-1 7-2 8-2 9-3 10-1 11-3 12-4

LEHIGH LEARNING ACADEMY

113 S MAIN ST, NAZARETH, PA 18064

Distance from Subject: 6.6 Miles

Affiliation: Unknown

Students: 34

Student/ Homeroom Ratio: N/A

School Colors: N/A

Enrollment By Grade: 10-5 11-18 12-11

Phone: N/A

Grades: 10 - 12

School Type: Regular

Gender: Coed

Student/Teacher Ratio: 2.2 to 1

Mascot: N/A

HOLY FAMILY ELEMENTARY SCHOOL

17 N CONVENT AVE, NAZARETH, PA 18064

Distance from Subject: 7.0 Miles

Affiliation: Roman Catholic

Students: 278

Student/ Homeroom Ratio: N/A

School Colors: Navy

Enrollment By Grade: PK-31 K-18 1-28 2-38 3-39 4-36 5-37 6-36 7-12 8-34

Phone: (610) 759-5642

Grades: PK - 8

School Type: Regular

Gender: Coed

Student/Teacher Ratio: 14.9 to 1

Mascot: N/A

CAMBRIDGE DAY SCHOOL

3986 TOWNSHIP LINE RD, BETHLEHEM, PA 18020

Distance from Subject: 7.1 Miles

Affiliation: Unknown

Students: 8

Student/ Homeroom Ratio: N/A

School Colors: N/A

Enrollment By Grade: K-8

Phone: N/A

Grades: KG - KG

School Type: Regular

Gender: Coed

Student/Teacher Ratio: 8.0 to 1

Mascot: N/A

Prepared by RE/MAX real estate



Housing Information

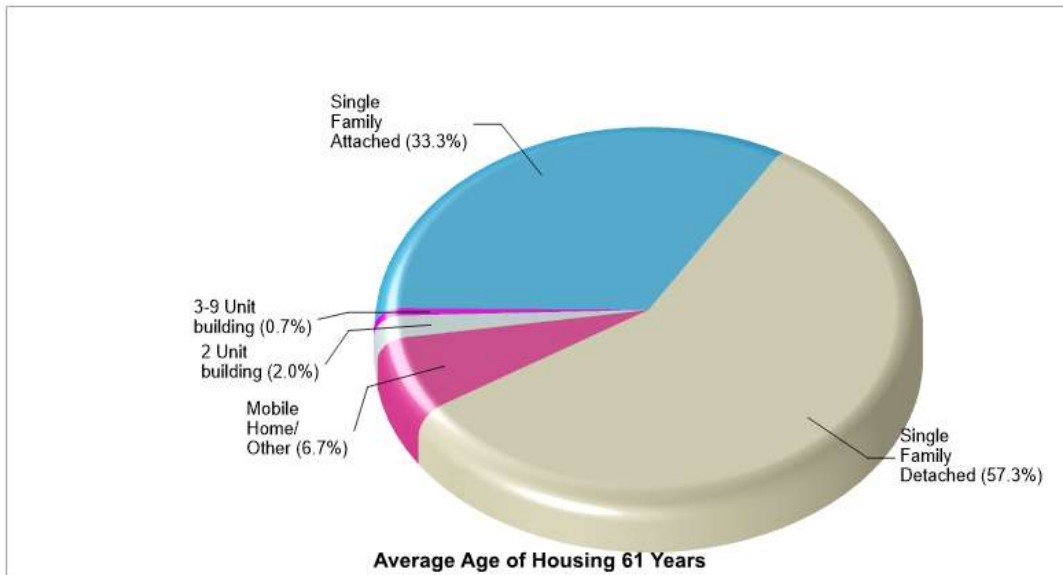


Glendon

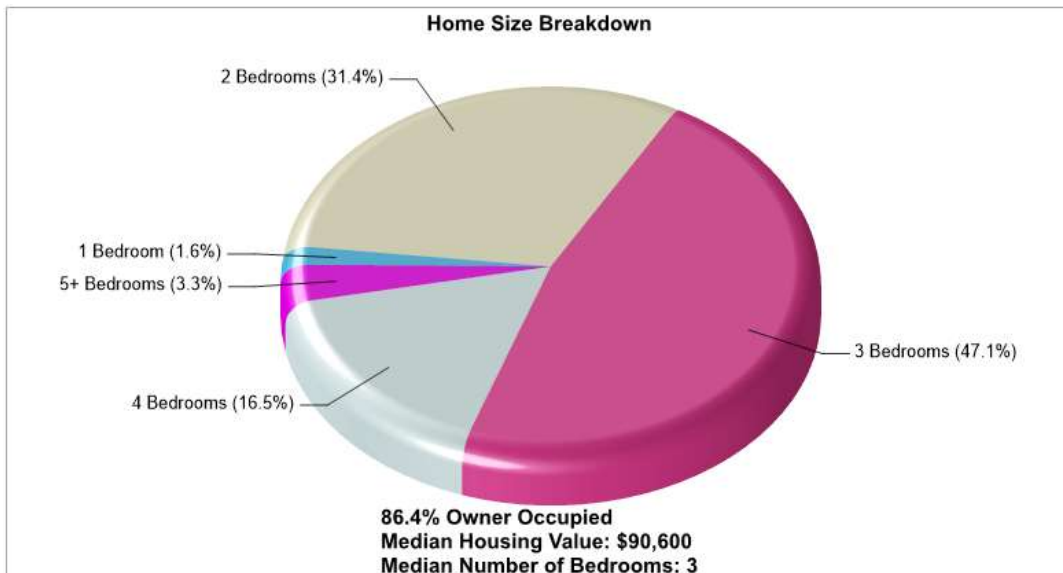
Prepared by RE/MAX real estate



Location: Glendon, PA City/Area Housing Characteristics



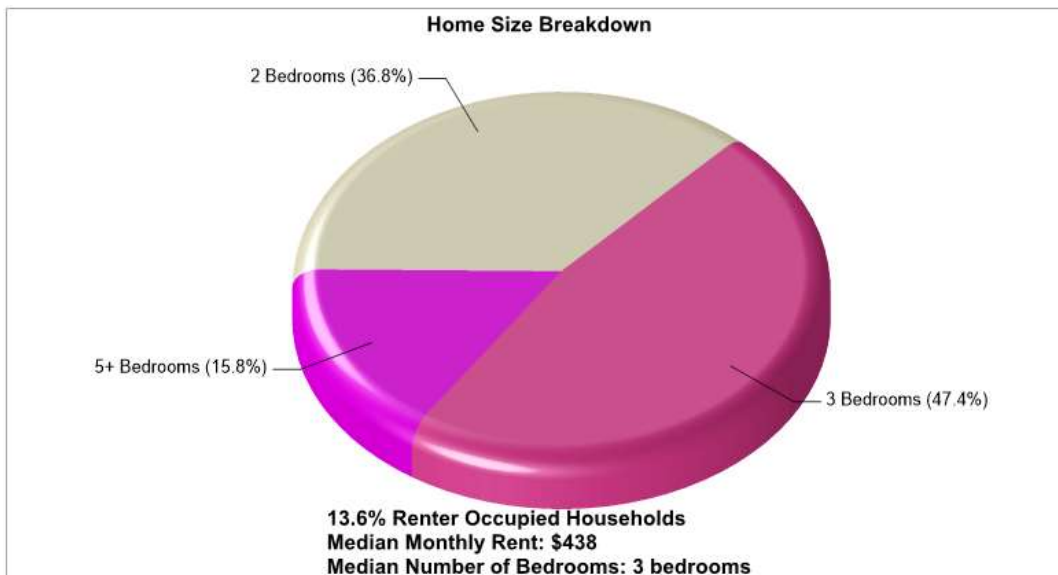
Location: Glendon, PA City/Area Home Ownership



Prepared by RE/MAX real estate



Location: Glendon, PA City/Area Rental



Prepared by RE/MAX real estate



Recent Home Sales



Location: Glendon, PA
Home Sales Pricing Pattern

Prepared by RE/MAX real estate



Crime Information

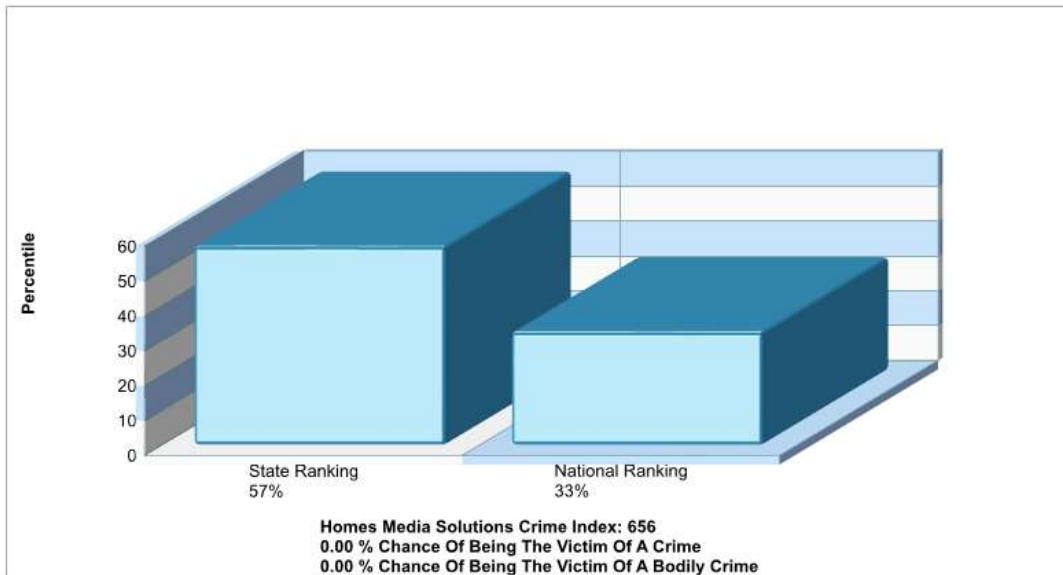


Glendon

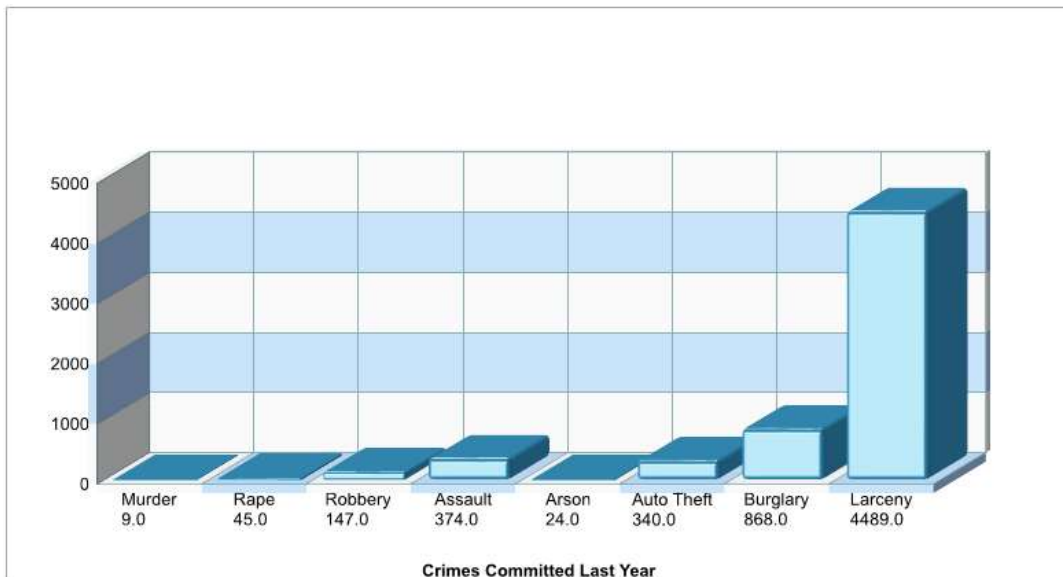
Prepared by RE/MAX real estate



Location: Glendon, PA City/Area Crime Index



Location: Glendon, PA City/Area Crime Incidents



Prepared by RE/MAX real estate



Climate Information



Glendon

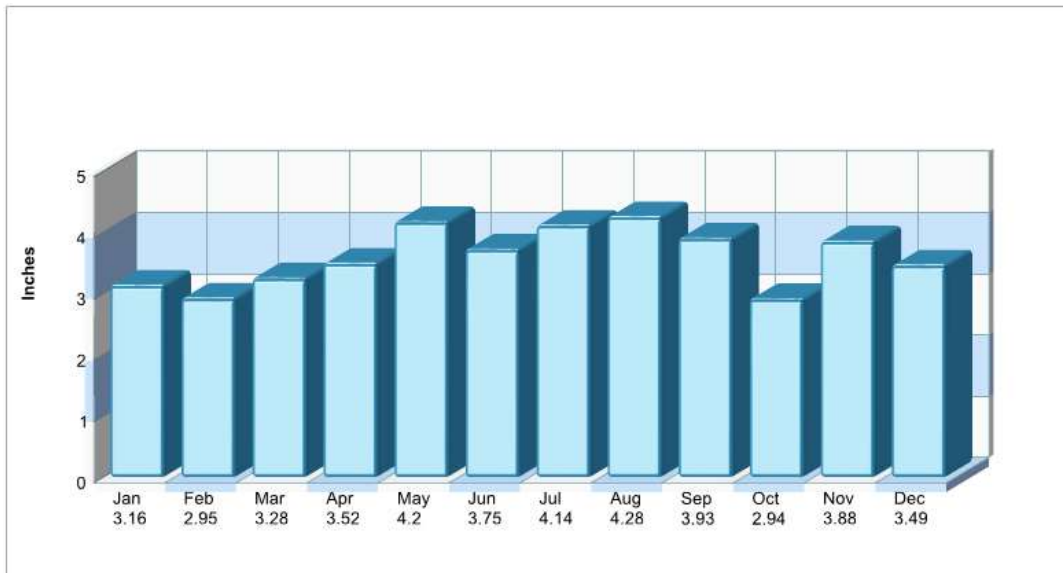
Prepared by RE/MAX real estate



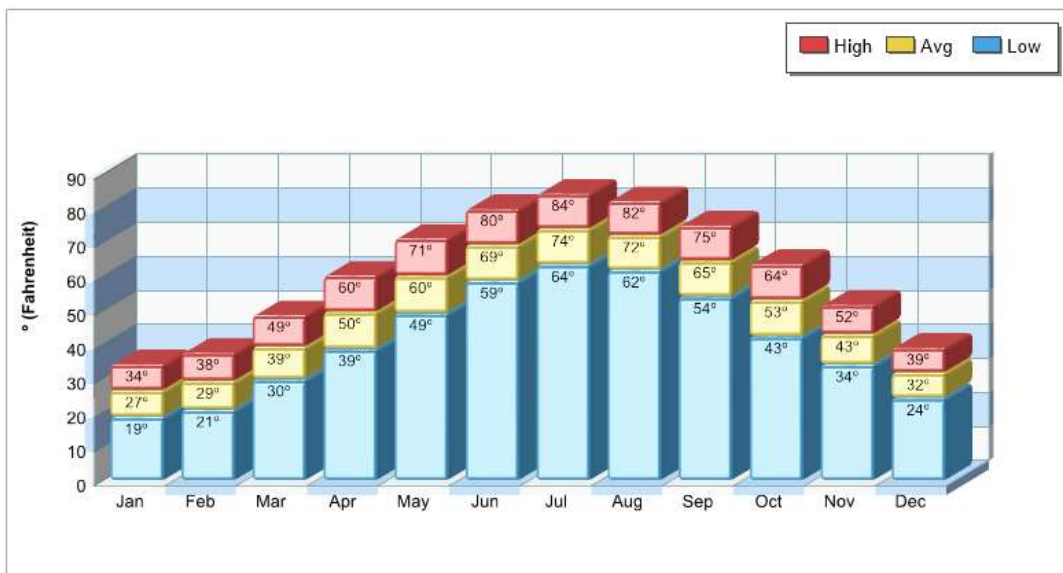
© Homes Media Solutions

The accuracy of all information is deemed reliable, but is not guaranteed.

Average Precipitation Measured at ALLENTOWN AIRPORT (elevation: 388ft.)



Temperature Measured at ALLENTOWN AIRPORT (elevation: 388ft.)



Prepared by RE/MAX real estate



Houses of Worship

Glendon

Prepared by RE/MAX real estate



© Homes Media Solutions

The accuracy of all information is deemed reliable, but is not guaranteed.



Houses of Worship

FAITH COMMUNITY ASSEMBLY-GOD
3000 Freemansburg Ave Easton, PA 18045
Denomination: Pentecostal Churches

Phone: 6102580858
Distance from Subject: 1.05 miles

ST PAUL'S NORTH AMERICAN CATH
1044 W Nesquehoning St Easton, PA 18042
Denomination: Catholic Churches

Phone: 6102524290
Distance from Subject: 1.16 miles

CHRST EVNGLCL CONGREGTNL CHRCH
2100 MORGAN HILL RD Easton, PA 18042
Denomination: Covenant & Evangelical Churches

Phone: 6102527646
Distance from Subject: 1.16 miles

EASTON MENNONITE CHURCH
813 REYNOLDS ST Easton, PA 18042
Denomination: Mennonite Churches

Phone: 6102531853
Distance from Subject: 1.16 miles

TRINITY BAPTIST CHURCH
635 Centre St Easton, PA 18042
Denomination: Baptist Churches

Phone: 6109237789
Distance from Subject: 1.17 miles

REFUGE CHURCH OF CHRIST
415 Valley Ave Easton, PA 18042
Denomination: Pentecostal Churches

Phone: 6102533492
Distance from Subject: 1.22 miles

HEAD START MEMORIAL UNITED CHR
1913 Freemansburg Ave Easton, PA 18042
Denomination: Churches, Denomination Unknown

Phone: 6109239697
Distance from Subject: 1.28 miles

CHURCH OF JESUS CHRIST
437 Williams St Easton, PA 18042
Denomination: Churches, Denomination Unknown

Phone: 6104383274
Distance from Subject: 1.28 miles

ST PAUL'S LUTHERAN CHURCH
610 W BERWICK ST Easton, PA 18042
Denomination: Lutheran Churches

Phone: 6102582612
Distance from Subject: 1.29 miles

ST JANE FRANCES CHURCH
1918 WASHINGTON BLVE Easton, PA 18042
Denomination: Churches, Denomination Unknown

Phone: 6102533553
Distance from Subject: 1.48 miles

GOOD SHEPHERD LUTHERAN CHURCH
2115 Washington Blvd Easton, PA 18042
Denomination: Lutheran Churches

Phone: 6102580081
Distance from Subject: 1.50 miles

SEVENTH DAY ADVENTIST CHURCH
22ND & LEHIGH Easton, PA 18042

Phone: 6102526449
Distance from Subject: 1.59 miles

Prepared by RE/MAX real estate



Houses of Worship

Denomination: Seventh Day Adventist Churches

CALVARY UNITED METHODIST CHRCH

1412 LEHIGH ST Easton, PA 18042

Denomination: Methodist Churches

Phone: 6102532731

Distance from Subject: 1.60 miles

ST ANDREWS NURSERY SCHOOL

3900 FREEMANSBURG AVE Easton, PA 18045

Denomination: Lutheran Churches

Phone: 6102587877

Distance from Subject: 1.69 miles

NEW LIFE PRESBYTERIAN CHURCH

120 S 12TH ST Easton, PA 18042

Denomination: Presbyterian Churches

Phone: 6102532272

Distance from Subject: 1.72 miles

ST JOHNS UNITED CHRCH CHRST

2720 MORGAN HILL RD Easton, PA 18042

Denomination: Churches of Christ

Phone: 6102586018

Distance from Subject: 1.74 miles

ST ANTHONY'S CHURCH

900 Washington St Easton, PA 18042

Denomination: Churches, Denomination Unknown

Phone: 6102537188

Distance from Subject: 1.74 miles

ST MARKS UNITED CHRCH CHRST

10TH & LEHIGH Easton, PA 18042

Denomination: Churches of Christ

Phone: 6102580453

Distance from Subject: 1.75 miles

TEMPLE COVENANT OF PEACE

15TH & NORTHAMPTON Easton, PA 18042

Denomination: Jewish Synagogues

Phone: 6102532031

Distance from Subject: 1.78 miles

ST ANTHONYS CHURCH CONVENT

770 Washington St Easton, PA 18042

Denomination: Churches, Denomination Unknown

Phone: 6102587792

Distance from Subject: 1.78 miles

Prepared by RE/MAX real estate





County Facts



Glendon

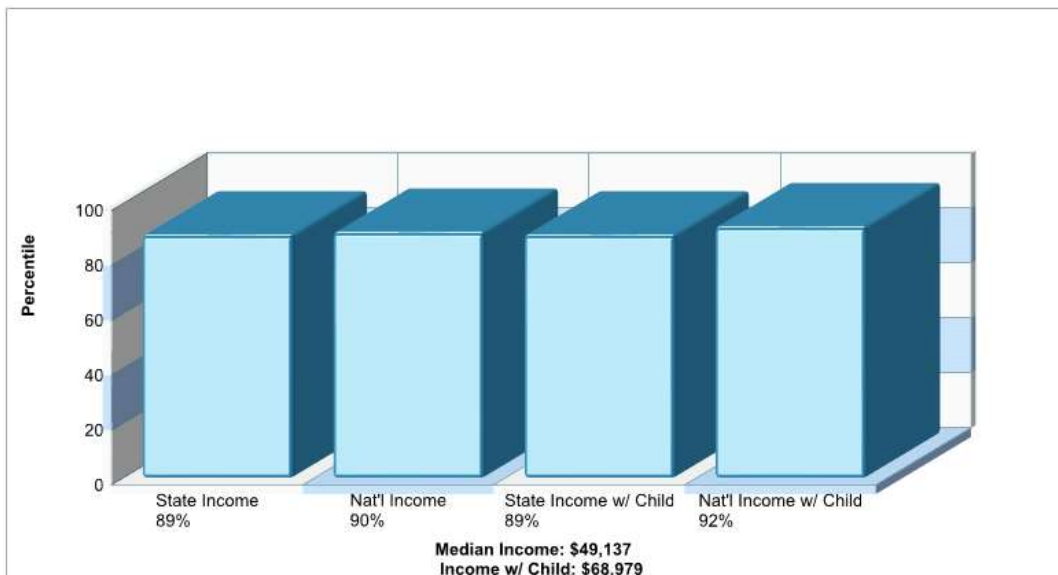
Prepared by RE/MAX real estate



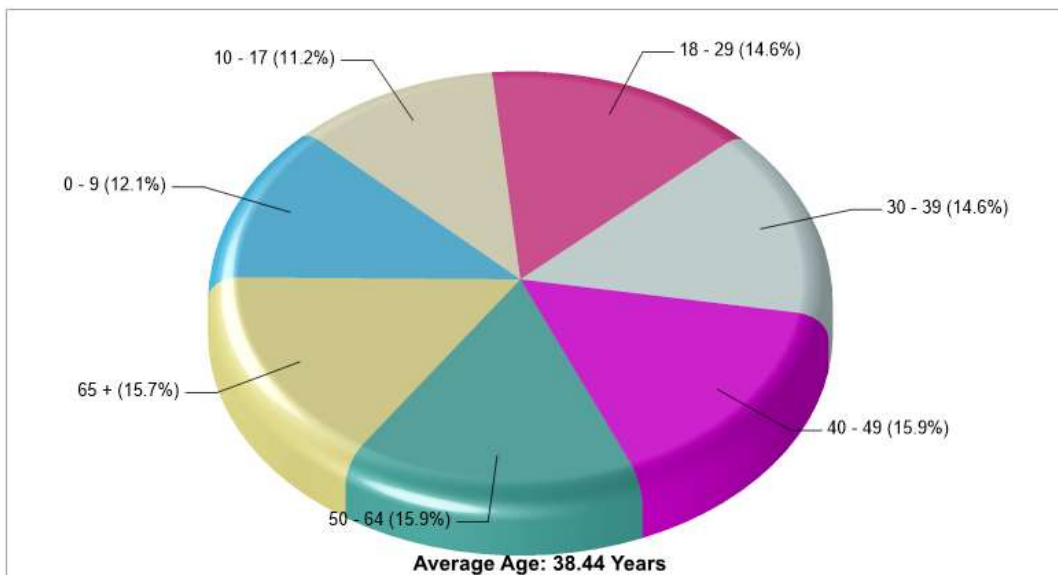
© Homes Media Solutions

The accuracy of all information is deemed reliable, but is not guaranteed.

Location: Glendon, PA County Income

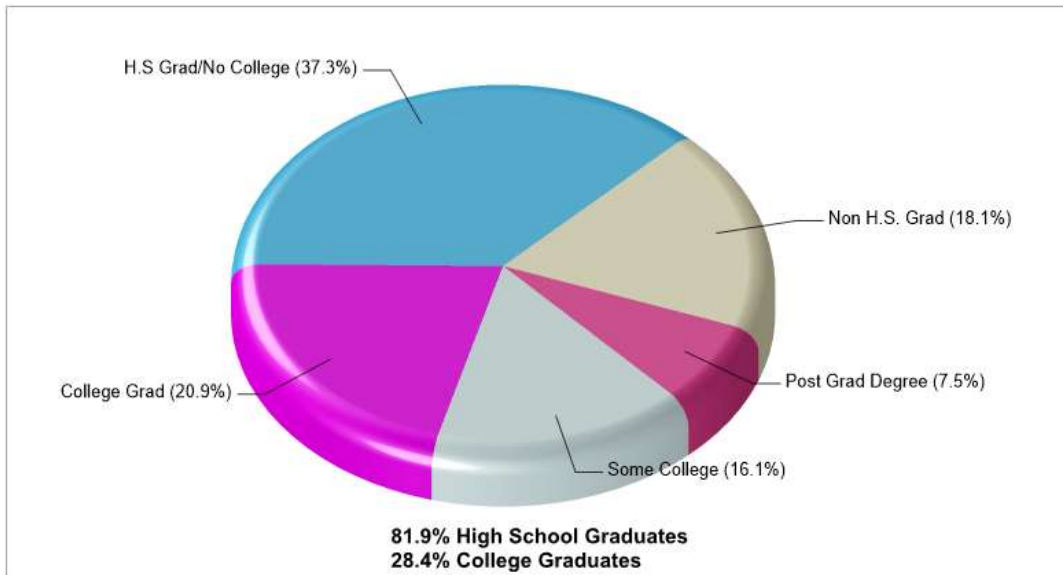


Location: Glendon, PA County Age Breakdown

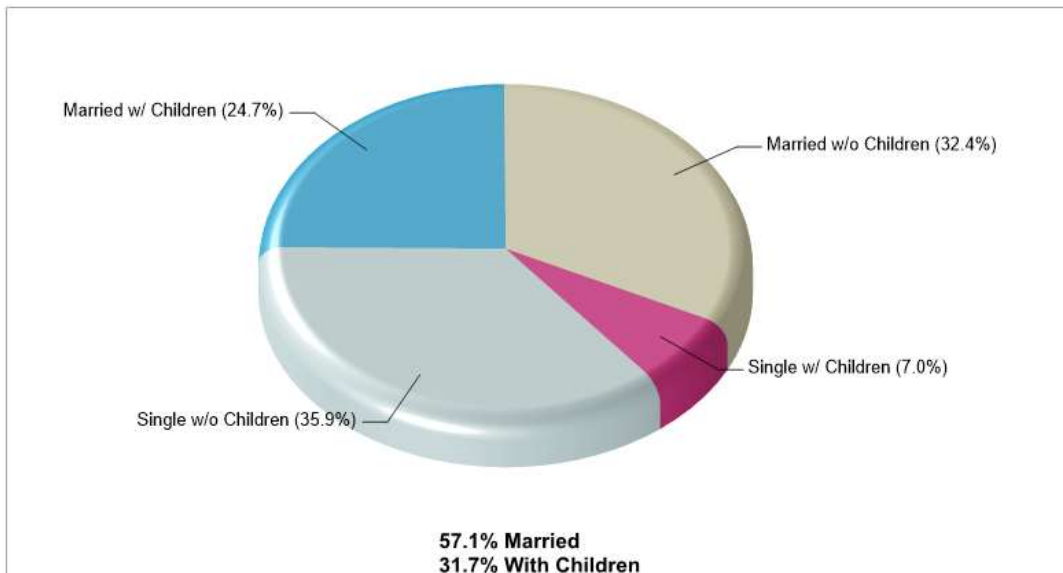


Prepared by RE/MAX real estate

Location: Glendon, PA County Adult Education Level



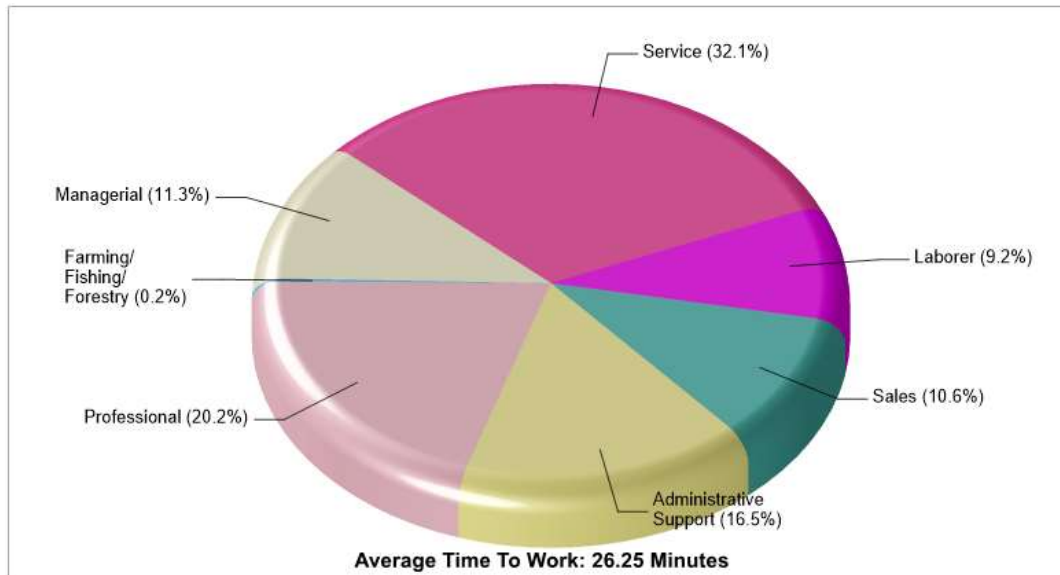
Location: Glendon, PA County Household Characteristics



Prepared by RE/MAX real estate



Location: Glendon, PA County Employment



Prepared by RE/MAX real estate



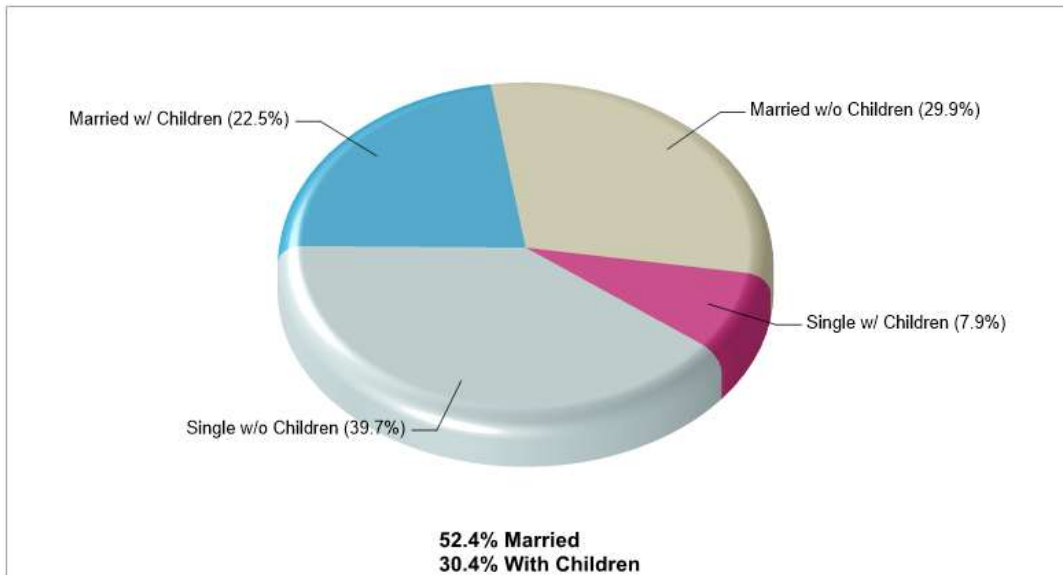
State Facts



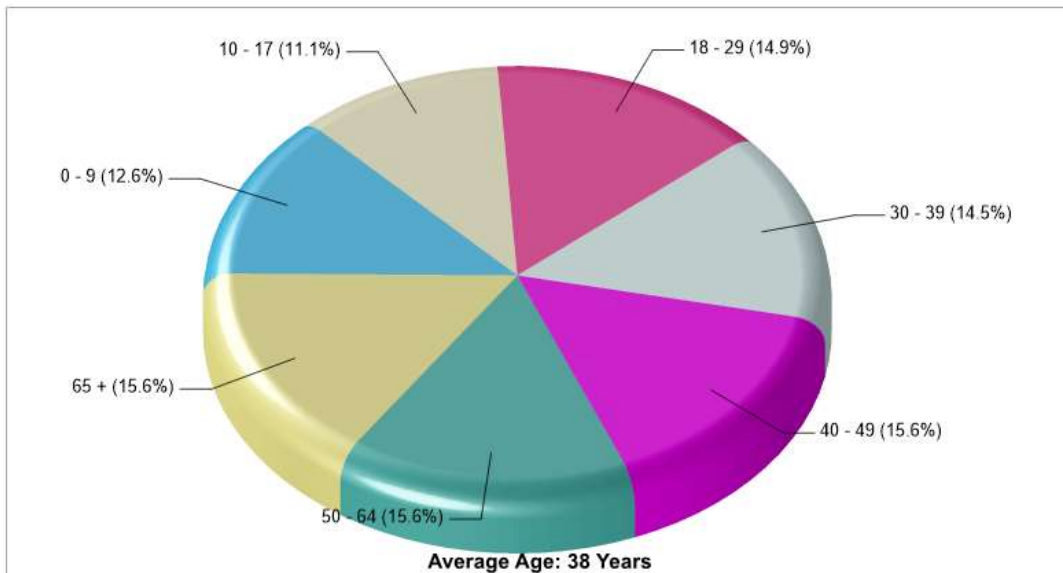
Glendon

Prepared by RE/MAX real estate

Location: Glendon, PA State Household Characteristics



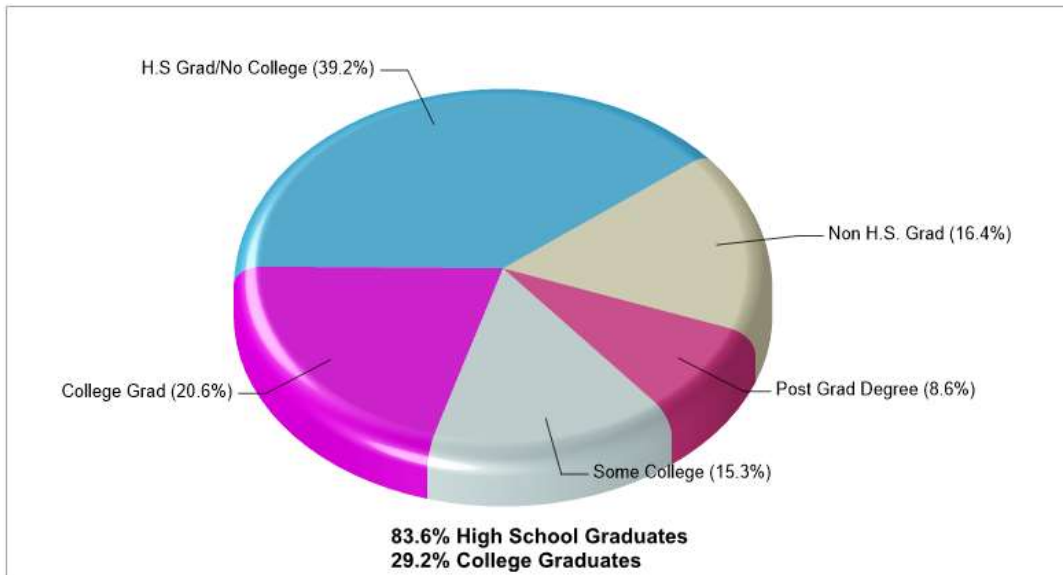
Location: Glendon, PA State Age Breakdown



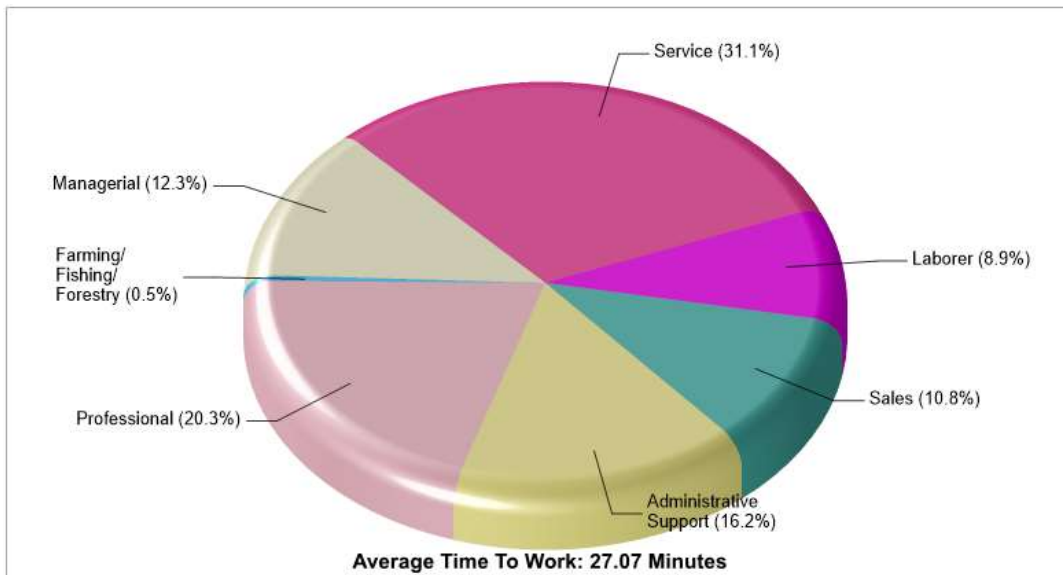
Prepared by RE/MAX real estate



Location: Glendon, PA State Adult Education Level



Location: Glendon, PA State Employment



Prepared by RE/MAX real estate