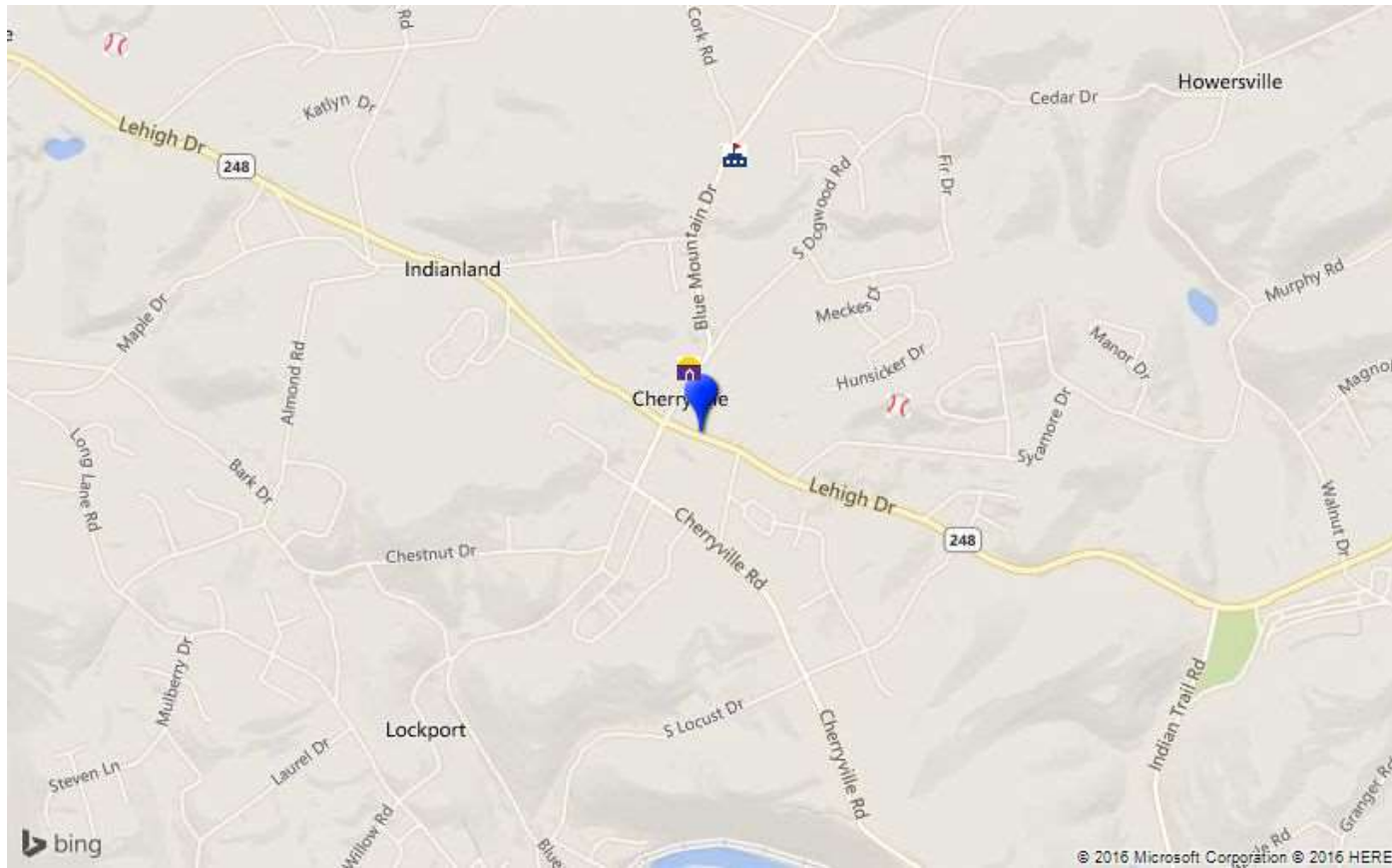




# Lehigh Twp



Prepared by RE/MAX real estate



© Homes Media Solutions

The accuracy of all information is deemed reliable, but is not guaranteed.



## School Information



# Lehigh Twp

Prepared by RE/MAX real estate

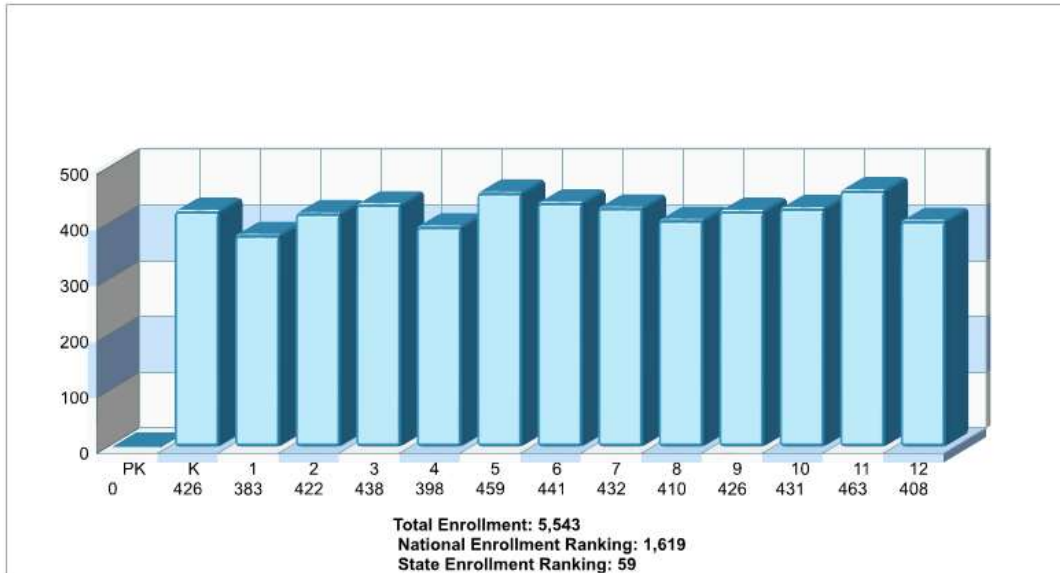


© Homes Media Solutions

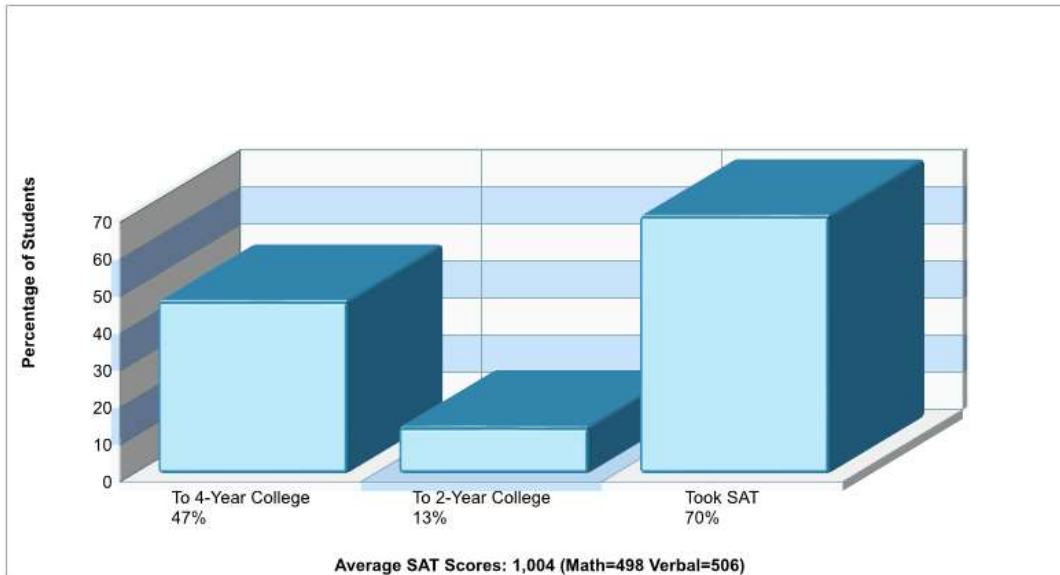
The accuracy of all information is deemed reliable, but is not guaranteed.



## Location: Lehigh Twp, PA Student Enrollment By Grade



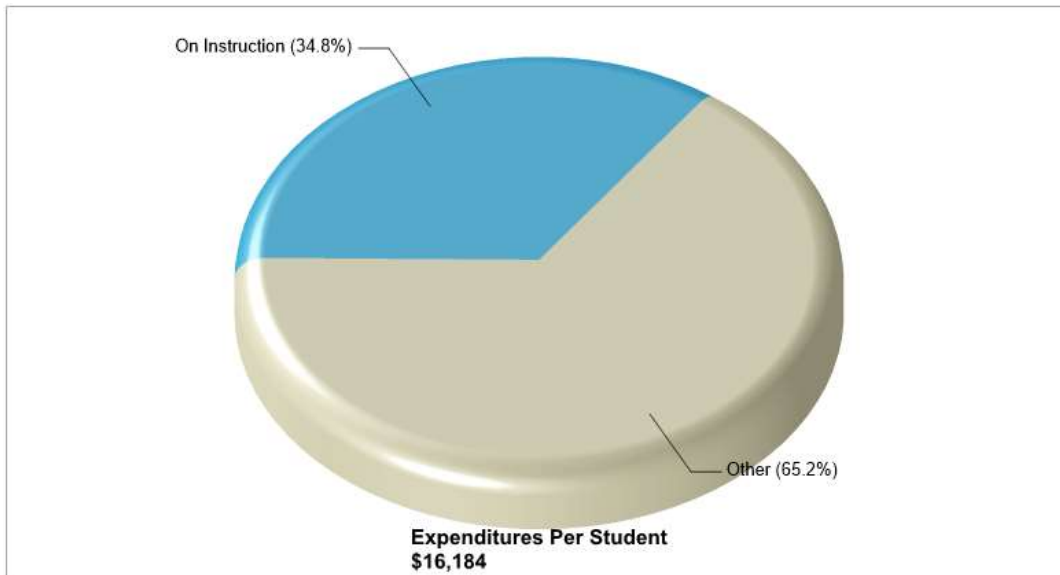
## Location: Lehigh Twp, PA High School Statistics



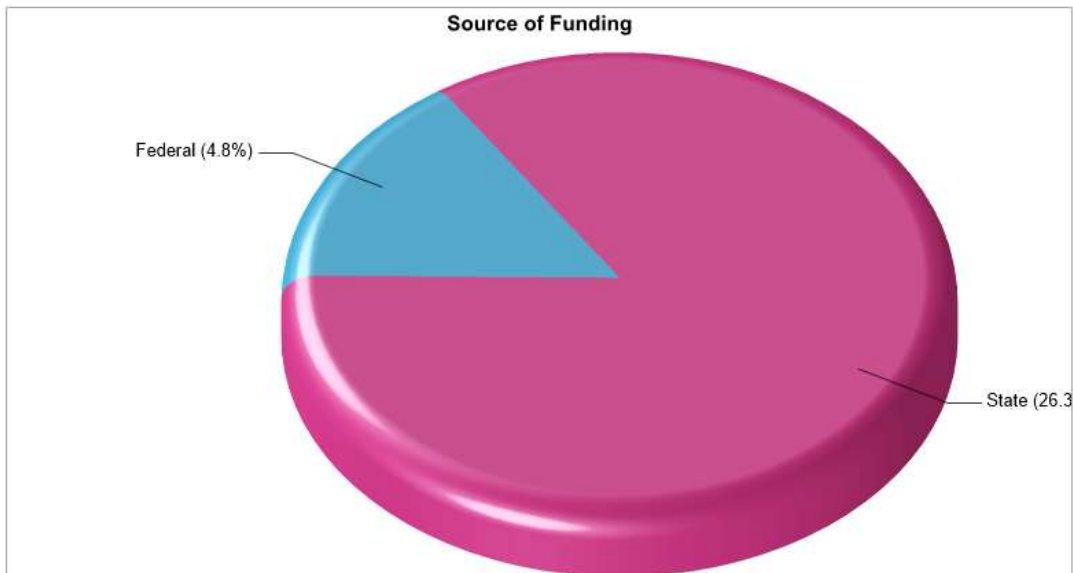
Prepared by RE/MAX real estate



## Location: Lehigh Twp, PA School Expenditures



## Location: Lehigh Twp, PA School Funding



Prepared by RE/MAX real estate



## Public Schools for District

**LEHIGH TWP EL SCH** **Phone:** (610)767-1192  
 800 BLUE MOUNTAIN DR, WALNUTPORT, PA 18088 **Grades:** KG - 06

<b>Distance from Subject:</b> 0.7 Miles	<b>School Type:</b> Regular
<b>Student/Teacher Ratio:</b> 14.9 to 1	<b>Students/Teachers:</b> 627/42
<b>Mascot:</b> N/A	<b>School Colors :</b> Kelly Green
<b>Average SAT:</b> N/A	<b>Graduates To 2-Year College:</b> N/A
<b>Students Taking SAT:</b> N/A	<b>Graduates To 4-Year College:</b> N/A
<b>Average ACT:</b> N/A	<b>National Merit Finalists:</b> N/A
<b>Students Taking ACT:</b> N/A	
<b>Enrollment By Grade:</b> K-84 1-77 2-94 3-77 4-94 5-102 6-99	

**NORTHAMPTON BOROUGH EL** **Phone:** (610)262-6430  
 1677 LINCOLN AVE, NORTHAMPTON, PA 18067 **Grades:** KG - 06

<b>Distance from Subject:</b> 5.1 Miles	<b>School Type:</b> Regular
<b>Student/Teacher Ratio:</b> 15.7 to 1	<b>Students/Teachers:</b> 1055/67
<b>Mascot:</b> Konkrete Kids	<b>School Colors :</b> Orange
<b>Average SAT:</b> N/A	<b>Graduates To 2-Year College:</b> N/A
<b>Students Taking SAT:</b> N/A	<b>Graduates To 4-Year College:</b> N/A
<b>Average ACT:</b> N/A	<b>National Merit Finalists:</b> N/A
<b>Students Taking ACT:</b> N/A	
<b>Enrollment By Grade:</b> K-154 1-142 2-151 3-152 4-163 5-149 6-144	

**NORTHAMPTON AREA HS** **Phone:** (610)262-7812  
 1619 LAUBACH AVE, NORTHAMPTON, PA 18067 **Grades:** 09 - 12

<b>Distance from Subject:</b> 5.1 Miles	<b>School Type:</b> Regular
<b>Student/Teacher Ratio:</b> 16.2 to 1	<b>Students/Teachers:</b> 1734/107
<b>Mascot:</b> Konkrete Kids	<b>School Colors :</b> Orange
<b>Average SAT:</b> 1004(Math 498 Verbal 506)	<b>Graduates To 2-Year College:</b> 13%
<b>Students Taking SAT:</b> 70%	<b>Graduates To 4-Year College:</b> 47%
<b>Average ACT:</b> N/A	<b>National Merit Finalists:</b> N/A
<b>Students Taking ACT:</b> N/A	
<b>Enrollment By Grade:</b> 9-426 10-431 11-463 12-408	

**NORTHAMPTON MS** **Phone:** (610)262-7817  
 1617 LAUBACH AVE, NORTHAMPTON, PA 18067 **Grades:** 07 - 08

<b>Distance from Subject:</b> 5.2 Miles	<b>School Type:</b> Regular
<b>Student/Teacher Ratio:</b> 14.0 to 1	<b>Students/Teachers:</b> 842/60
<b>Mascot:</b> N/A	<b>School Colors :</b> Black
<b>Average SAT:</b> N/A	<b>Graduates To 2-Year College:</b> N/A
<b>Students Taking SAT:</b> N/A	<b>Graduates To 4-Year College:</b> N/A
<b>Average ACT:</b> N/A	<b>National Merit Finalists:</b> N/A
<b>Students Taking ACT:</b> N/A	
<b>Enrollment By Grade:</b> 7-432 8-410	

**MOORE TWP EL SCH** **Phone:** (610)837-1859  
 2835 MOUNTAIN VIEW DR, BATH, PA 18014 **Grades:** KG - 06

<b>Distance from Subject:</b> 5.7 Miles	<b>School Type:</b> Regular
<b>Student/Teacher Ratio:</b> 14.2 to 1	<b>Students/Teachers:</b> 640/45
<b>Mascot:</b> Children	<b>School Colors :</b> Red
<b>Average SAT:</b> N/A	<b>Graduates To 2-Year College:</b> N/A

Prepared by RE/MAX real estate



## Public Schools for District

**Students Taking SAT:** N/A  
**Average ACT:** N/A  
**Students Taking ACT:** N/A  
**Enrollment By Grade:** K-92 1-78 2-91 3-108 4-67 5-106 6-98

**Graduates To 4-Year College:** N/A  
**National Merit Finalists:** N/A

---

**GEORGE WOLF EL SCH**  
300 ALLEN ST, BATH, PA 18014

**Phone:** (610)837-1833  
**Grades:** KG - 06

**Distance from Subject:** 8.2 Miles  
**Student/Teacher Ratio:** 14.3 to 1  
**Mascot:** Wolves  
**Average SAT:** N/A  
**Students Taking SAT:** N/A  
**Average ACT:** N/A  
**Students Taking ACT:** N/A  
**Enrollment By Grade:** K-96 1-86 2-86 3-101 4-74 5-102 6-100

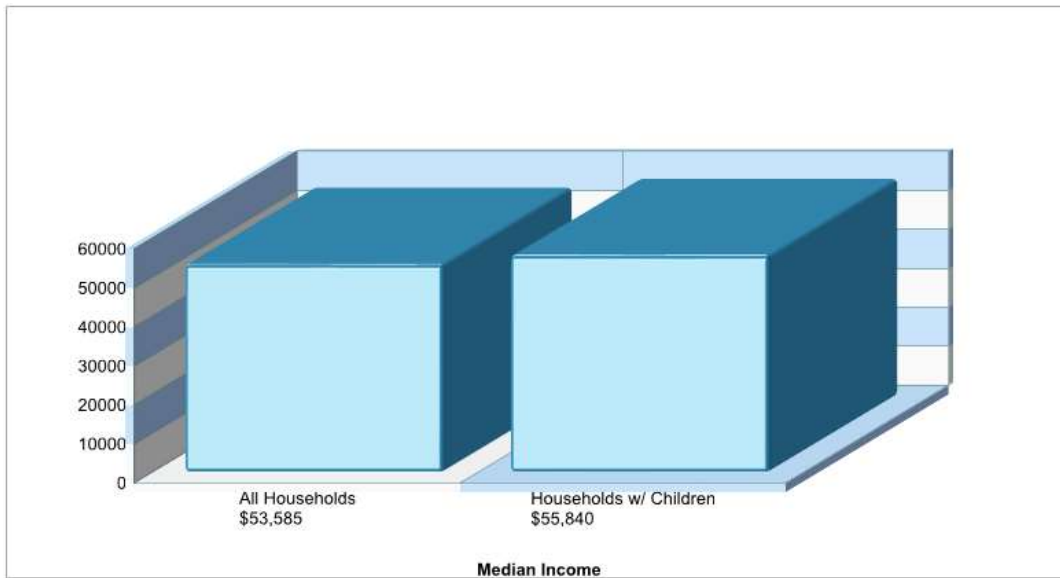
**School Type:** Regular  
**Students/Teachers:** 645/45  
**School Colors :** Royal  
**Graduates To 2-Year College:** N/A  
**Graduates To 4-Year College:** N/A  
**National Merit Finalists:** N/A

Prepared by RE/MAX real estate

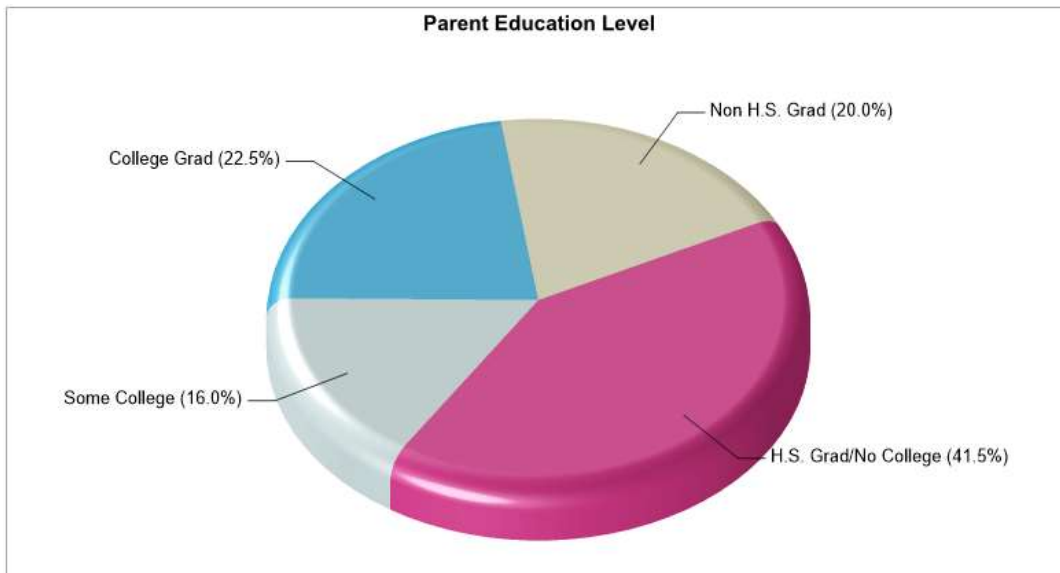




## Location: Lehigh Twp, PA Household Income



## Location: Lehigh Twp, PA Parent Education Level



Prepared by RE/MAX real estate



## Private Schools

### BETHLEHEM CHRISTIAN SCHOOL BLUE MOUNTIAN

675 BLUE MOUNTAIN DR, CHERRYVILLE, PA 18035

Distance from Subject: 0.2 Miles

Affiliation: Christian

Students: 31

Student/ Homeroom Ratio: N/A

School Colors: N/A

Enrollment By Grade: K-5 1-8 2-1 4-7 5-5 6-5

Phone: N/A

Grades: KG - 6

School Type: Regular

Gender: Coed

Student/Teacher Ratio: 7.0 to 1

Mascot: N/A

### CONCORDIA LUTHERAN CHURCH & SCHOOL

3285 PHEASANT DR, NORTHAMPTON, PA 18067

Distance from Subject: 3.8 Miles

Affiliation: Lutheran Church - Missouri Synod

Students: 61

Student/ Homeroom Ratio: N/A

School Colors: N/A

Enrollment By Grade: PK-10 K-5 1-8 2-6 3-5 4-8 5-6 6-7 7-5 8-8

Phone: (610) 691-7625

Grades: PK - 8

School Type: Regular

Gender: Coed

Student/Teacher Ratio: 6.4 to 1

Mascot: N/A

### ST JOHN NEUMANN REGIONAL SCHOOL

259 LAFAYETTE AVE, PALMERTON, PA 18071

Distance from Subject: 5.3 Miles

Affiliation: Roman Catholic

Students: 79

Student/ Homeroom Ratio: N/A

School Colors: N/A

Enrollment By Grade: K-11 1-10 2-10 3-6 4-10 5-8 6-8 7-9 8-7

Phone: N/A

Grades: KG - 8

School Type: Regular

Gender: Coed

Student/Teacher Ratio: 8.9 to 1

Mascot: N/A

### GOOD SHEPHERD CATHOLIC SCHOOL

1300 NEWPORT AVE, NORTHAMPTON, PA 18067

Distance from Subject: 5.6 Miles

Affiliation: Roman Catholic

Students: 280

Student/ Homeroom Ratio: N/A

School Colors: Royal

Enrollment By Grade: PK-34 K-23 1-36 2-35 3-37 4-32 5-29 6-41 7-29 8-18

Phone: (610) 262-9171

Grades: PK - 8

School Type: Regular

Gender: Coed

Student/Teacher Ratio: 16.7 to 1

Mascot: N/A

### LEHIGH VALLEY SDA SCHOOL

3950 MECHANICSVILLE RD, WHITEHALL, PA 18052

Distance from Subject: 7.3 Miles

Affiliation: Seventh-Day Adventist

Students: 52

Student/ Homeroom Ratio: N/A

School Colors: Navy

Enrollment By Grade: PK-7 K-9 1-10 2-5 3-4 4-8 5-3 6-7 7-3 8-3

Phone: (610) 799-2341

Grades: PK - 8

School Type: Regular

Gender: Coed

Student/Teacher Ratio: 11.3 to 1

Mascot: N/A

### ST STEPHENS SCHOOL

3900 MECHANICSVILLE RD, WHITEHALL, PA 18052

Distance from Subject: 7.5 Miles

Affiliation: Episcopal

Phone: N/A

Grades: PK - KG

School Type: Regular

Gender: Coed

Prepared by RE/MAX real estate





## Private Schools

**Students:** 18  
**Student/ Homeroom Ratio:** N/A  
**School Colors:** N/A  
**Enrollment By Grade:** PK-174 K-18  
**Student/Teacher Ratio:** 18.0 to 1  
**Mascot:** N/A

**BRIDGEWAY ACADEMY** **Phone:** N/A  
 334 2ND ST, CATASAUQUA, PA 18032 **Grades:** PK - 12  
**Distance from Subject:** 7.7 Miles **School Type:** Regular  
**Affiliation:** Christian **Gender:** Coed  
**Students:** 753 **Student/Teacher Ratio:** 79.3 to 1  
**Student/ Homeroom Ratio:** N/A **Mascot:** N/A  
**School Colors:** N/A  
**Enrollment By Grade:** PK-3 K-39 1-31 2-28 3-31 4-22 5-31 6-59 7-51 8-59 9-112 10-107 11-102 12-81

**LEHIGH VALLEY CHRISTIAN HIGH SCHOOL** **Phone:** (610) 821-9443  
 330 HOWERTOWN RD, CATASAUQUA, PA 18032 **Grades:** 9 - 12  
**Distance from Subject:** 7.8 Miles **School Type:** Regular  
**Affiliation:** Christian **Gender:** Coed  
**Students:** 131 **Student/Teacher Ratio:** 10.5 to 1  
**Student/ Homeroom Ratio:** N/A **Mascot:** Cougars  
**School Colors:** Red  
**Enrollment By Grade:** 9-38 10-28 11-27 12-38

**SACRED HEART OF JESUS PARISH SCHOOL** **Phone:** (610) 837-6391  
 115 WASHINGTON ST, BATH, PA 18014 **Grades:** PK - 8  
**Distance from Subject:** 7.9 Miles **School Type:** Regular  
**Affiliation:** Roman Catholic **Gender:** Coed  
**Students:** 105 **Student/Teacher Ratio:** 9.1 to 1  
**Student/ Homeroom Ratio:** N/A **Mascot:** Cougars  
**School Colors:** Navy  
**Enrollment By Grade:** PK-9 K-6 1-11 2-11 3-9 4-13 5-15 6-11 7-16 8-13

**MANARAH ISLAMIC ACADEMY** **Phone:** N/A  
 1988 SCHADT AVE, WHITEHALL, PA 18052 **Grades:** PK - 5  
**Distance from Subject:** 8.2 Miles **School Type:** Regular  
**Affiliation:** Islamic **Gender:** Coed  
**Students:** 89 **Student/Teacher Ratio:** 7.5 to 1  
**Student/ Homeroom Ratio:** N/A **Mascot:** N/A  
**School Colors:** N/A  
**Enrollment By Grade:** PK-11 K-24 1-19 2-22 3-10 4-5 5-8

**KIDS PEACE ATHLETE CENTER SCHOOL** **Phone:** (610) 799-8054  
 5300 KIDS PEACE DR, OREFIELD, PA 18069 **Grades:** 7 - 12  
**Distance from Subject:** 8.3 Miles **School Type:** Regular  
**Affiliation:** Unknown **Gender:** Coed  
**Students:** 95 **Student/Teacher Ratio:** 5.3 to 1  
**Student/ Homeroom Ratio:** N/A **Mascot:** N/A  
**School Colors:** N/A  
**Enrollment By Grade:** 7-8 8-15 9-24 10-19 11-18 12-11

Prepared by RE/MAX real estate



## Private Schools

**CENTENNIAL SCHOOL LEHIGH UNIV**  
 2196 AVENUE C, BETHLEHEM, PA 18017  
**Distance from Subject:** 9.0 Miles  
**Affiliation:** Unknown  
**Students:** 69  
**Student/ Homeroom Ratio:** N/A  
**School Colors:** N/A  
**Enrollment By Grade:** 1-3 2-1 3-4 4-3 5-7 6-7 7-6 8-12 9-8 10-3 11-6 12-9

**Phone:** N/A  
**Grades:** 1 - 12  
**School Type:** Regular  
**Gender:** Coed  
**Student/Teacher Ratio:** 3.6 to 1  
**Mascot:** N/A

**A CHILDRENS PLACE LEARNING CENTER**  
 719 ROBLE RD, ALLENTOWN, PA 18109  
**Distance from Subject:** 9.0 Miles  
**Affiliation:** Unknown  
**Students:** 14  
**Student/ Homeroom Ratio:** N/A  
**School Colors:** N/A  
**Enrollment By Grade:** PK-11 K-14

**Phone:** N/A  
**Grades:** PK - KG  
**School Type:** Regular  
**Gender:** Coed  
**Student/Teacher Ratio:** 12.7 to 1  
**Mascot:** N/A

**ST ELIZABETH REGIONAL SCHOOL**  
 433 PERSHING BLVD, WHITEHALL, PA 18052  
**Distance from Subject:** 9.2 Miles  
**Affiliation:** Roman Catholic  
**Students:** 178  
**Student/ Homeroom Ratio:** N/A  
**School Colors:** Royal  
**Enrollment By Grade:** PK-30 K-26 1-26 2-20 3-21 4-18 5-15 6-19 7-16 8-17

**Phone:** (610) 264-0143  
**Grades:** PK - 8  
**School Type:** Regular  
**Gender:** Coed  
**Student/Teacher Ratio:** 18.5 to 1  
**Mascot:** N/A

**CHESTERBROOK ACADEMY**  
 1550 VALLEY CENTER PKWY # 200, BETHLEHEM, PA 18017  
**Distance from Subject:** 9.6 Miles  
**Affiliation:** Unknown  
**Students:** 16  
**Student/ Homeroom Ratio:** N/A  
**School Colors:** N/A  
**Enrollment By Grade:** PK-48 K-4

**Phone:** (610) 974-9100  
**Grades:** PK - 4  
**School Type:** Regular  
**Gender:** Coed  
**Student/Teacher Ratio:** 16.0 to 1  
**Mascot:** N/A

**LITTLE PEOPLE DAYCARE SCHOOL**  
 1325 FAIRMONT ST, WHITEHALL, PA 18052  
**Distance from Subject:** 9.6 Miles  
**Affiliation:** Unknown  
**Students:** 13  
**Student/ Homeroom Ratio:** N/A  
**School Colors:** N/A  
**Enrollment By Grade:** PK-37 K-13

**Phone:** (610) 776-0655  
**Grades:** PK - KG  
**School Type:** Regular  
**Gender:** Coed  
**Student/Teacher Ratio:** 13.0 to 1  
**Mascot:** N/A

**LIFESPAN SCHOOL & DAYCARE**  
 1651 N CEDAR CREST BLVD STE 103, ALLENTOWN, PA 18104  
**Distance from Subject:** 9.7 Miles  
**Affiliation:** Unknown  
**Students:** 12

**Phone:** (610) 435-7833  
**Grades:** KG - KG  
**School Type:** Regular  
**Gender:** Coed  
**Student/Teacher Ratio:** 12.0 to 1

Prepared by RE/MAX real estate



## Private Schools

**Student/ Homeroom Ratio:** N/A  
**School Colors:** N/A  
**Enrollment By Grade:** K-12

**Mascot:** N/A

---

**THE CUDDLE ZONE LEARNING CENTER**  
445 ALLENTOWN DR, ALLENTOWN, PA 18109  
**Distance from Subject:** 9.7 Miles  
**Affiliation:** Unknown  
**Students:** 12  
**Student/ Homeroom Ratio:** N/A  
**School Colors:** N/A  
**Enrollment By Grade:** PK-104 K-12

**Phone:** N/A  
**Grades:** PK - KG  
**School Type:** Regular  
**Gender:** Coed  
**Student/Teacher Ratio:** 12.0 to 1  
**Mascot:** N/A

---

**CREATIVE KIDS CLUB**  
90 S COMMERCE WAY STE 480, BETHLEHEM, PA 18017  
**Distance from Subject:** 9.8 Miles  
**Affiliation:** Unknown  
**Students:** 8  
**Student/ Homeroom Ratio:** N/A  
**School Colors:** N/A  
**Enrollment By Grade:** K-8

**Phone:** N/A  
**Grades:** KG - KG  
**School Type:** Regular  
**Gender:** Coed  
**Student/Teacher Ratio:** 8.0 to 1  
**Mascot:** N/A

---

**JEWISH DAY SCHOOL OF THE LEHIGH VALLEY**  
2313 W PENNSYLVANIA ST, ALLENTOWN, PA 18104  
**Distance from Subject:** 10.0 Miles  
**Affiliation:** Jewish  
**Students:** 71  
**Student/ Homeroom Ratio:** N/A  
**School Colors:** Royal  
**Enrollment By Grade:** PK-15 K-12 1-11 2-13 3-9 4-4 5-9 6-3 7-6 8-4

**Phone:** (610) 437-0721  
**Grades:** PK - 8  
**School Type:** Regular  
**Gender:** Coed  
**Student/Teacher Ratio:** 5.9 to 1  
**Mascot:** N/A

Prepared by RE/MAX real estate