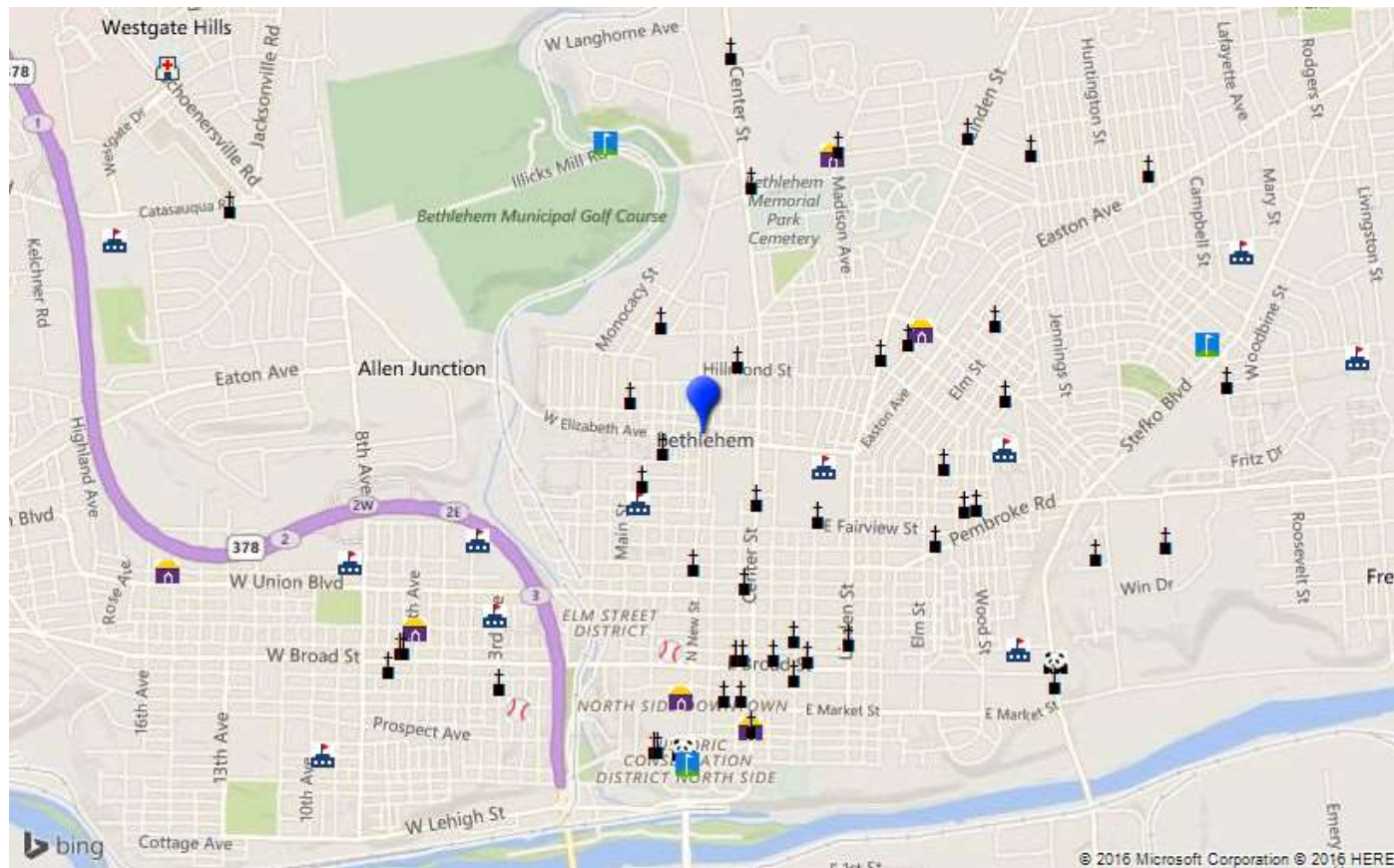




# Bethlehem



Prepared by RE/MAX real estate



© Homes Media Solutions

The accuracy of all information is deemed reliable, but is not guaranteed.



## Neighborhood Facts



## Bethlehem

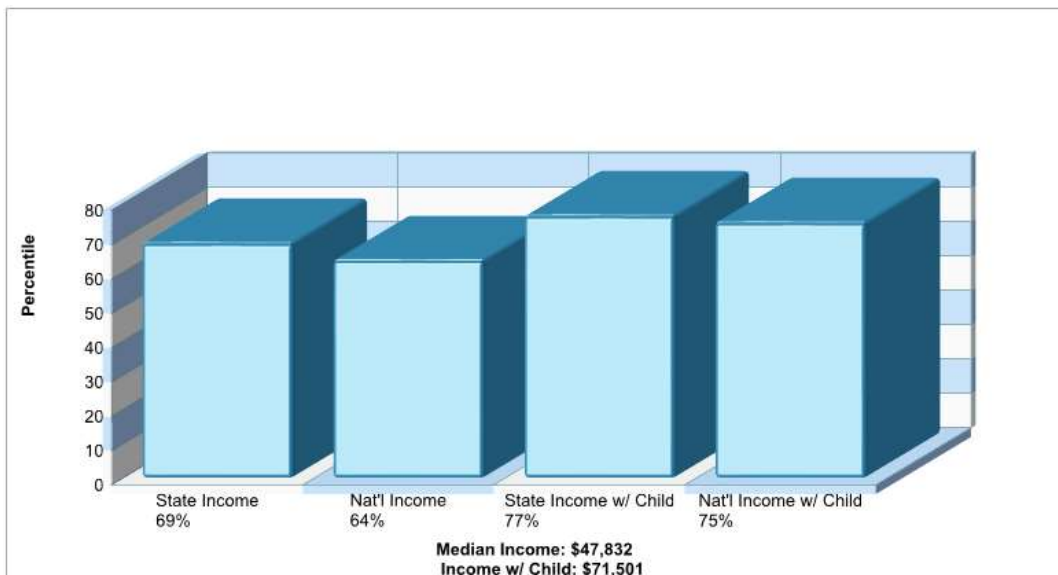
Prepared by RE/MAX real estate



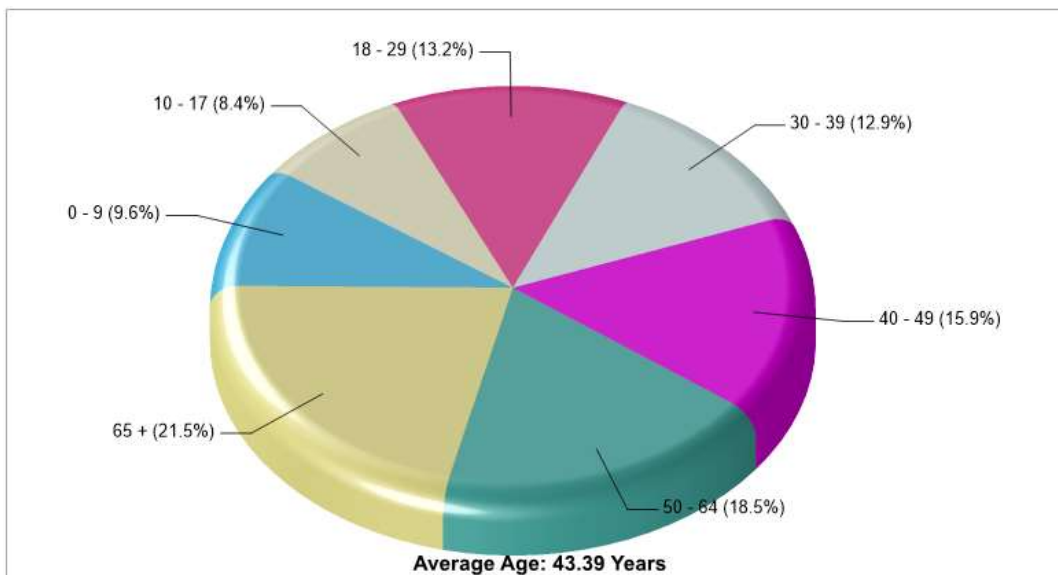
© Homes Media Solutions

The accuracy of all information is deemed reliable, but is not guaranteed.

## Location: Bethlehem, PA Neighborhood Income



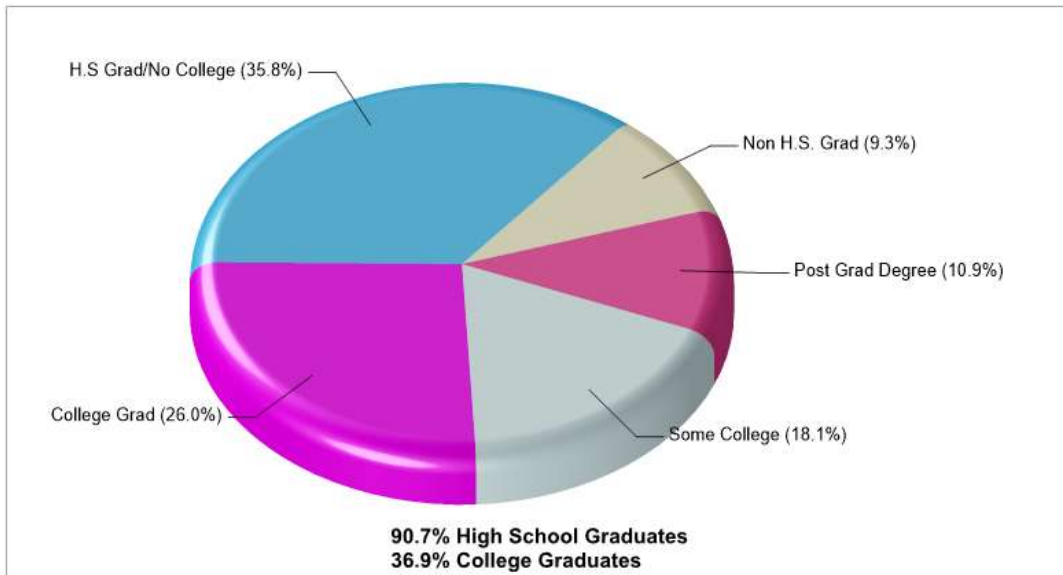
## Location: Bethlehem, PA Neighborhood Age Breakdown



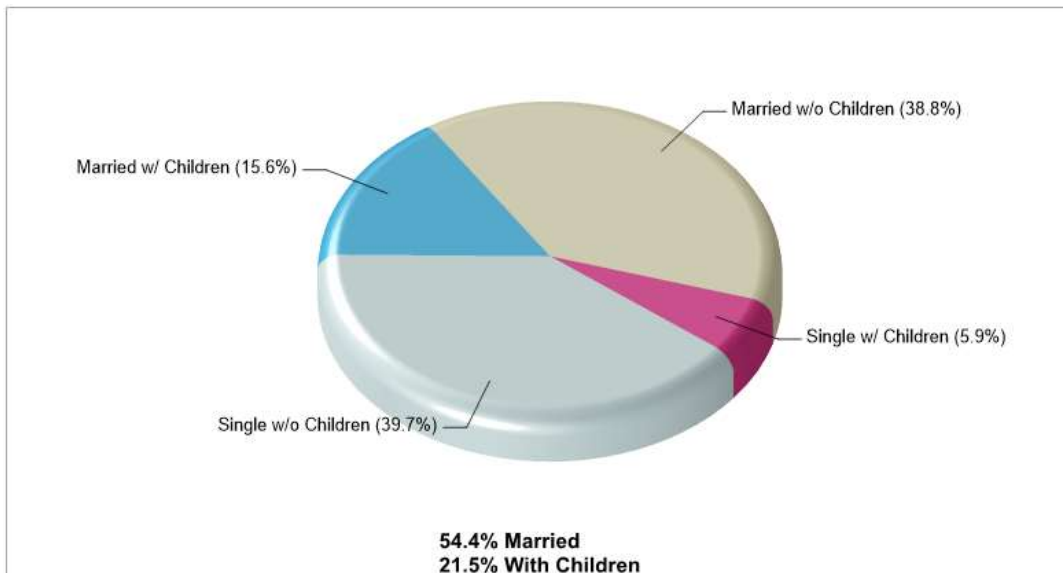
Prepared by RE/MAX real estate



## Location: Bethlehem, PA Neighborhood Adult Education Level



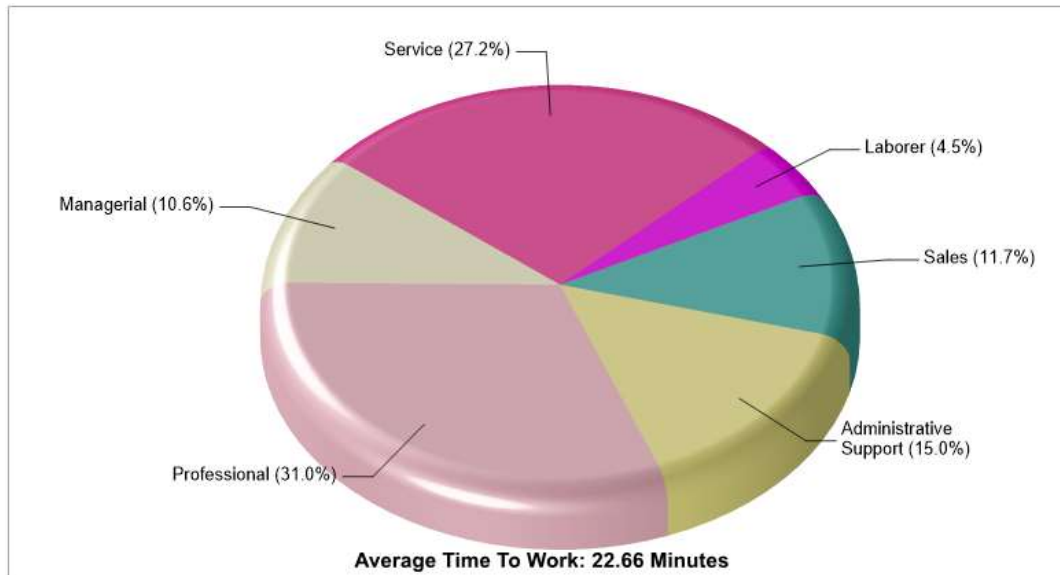
## Location: Bethlehem, PA Neighborhood Household Characteristics



Prepared by RE/MAX real estate



## Location: Bethlehem, PA Neighborhood Employment



Prepared by RE/MAX real estate



## Area Facts



## Bethlehem

Prepared by RE/MAX real estate

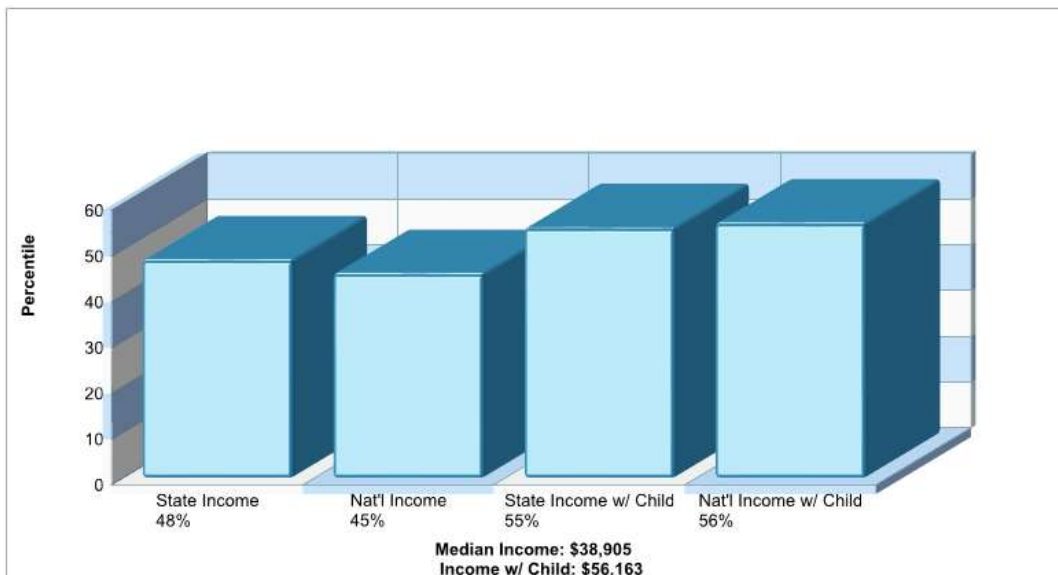


© Homes Media Solutions

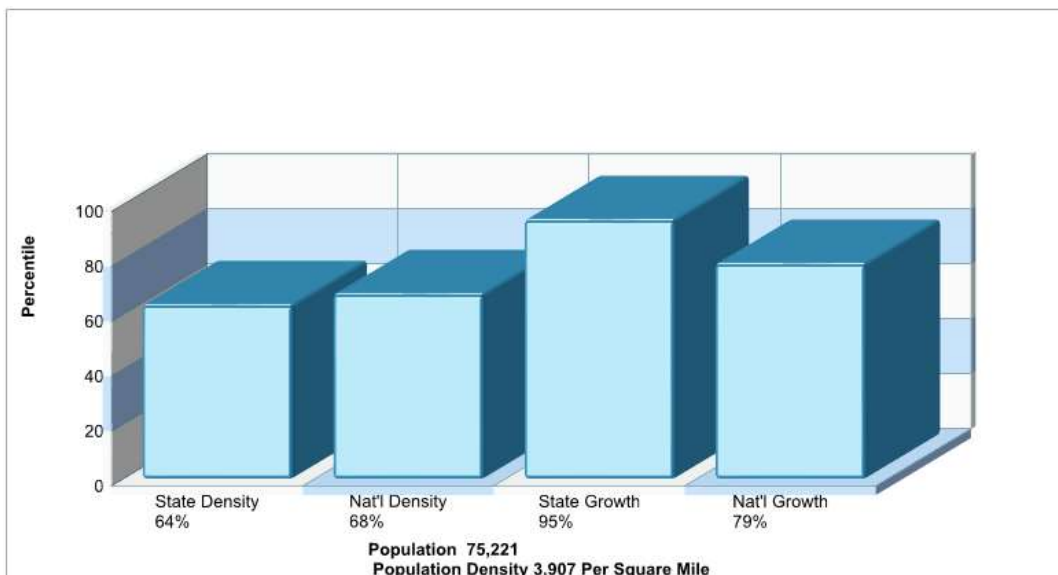
The accuracy of all information is deemed reliable, but is not guaranteed.



## Location: Bethlehem, PA City/Area Income

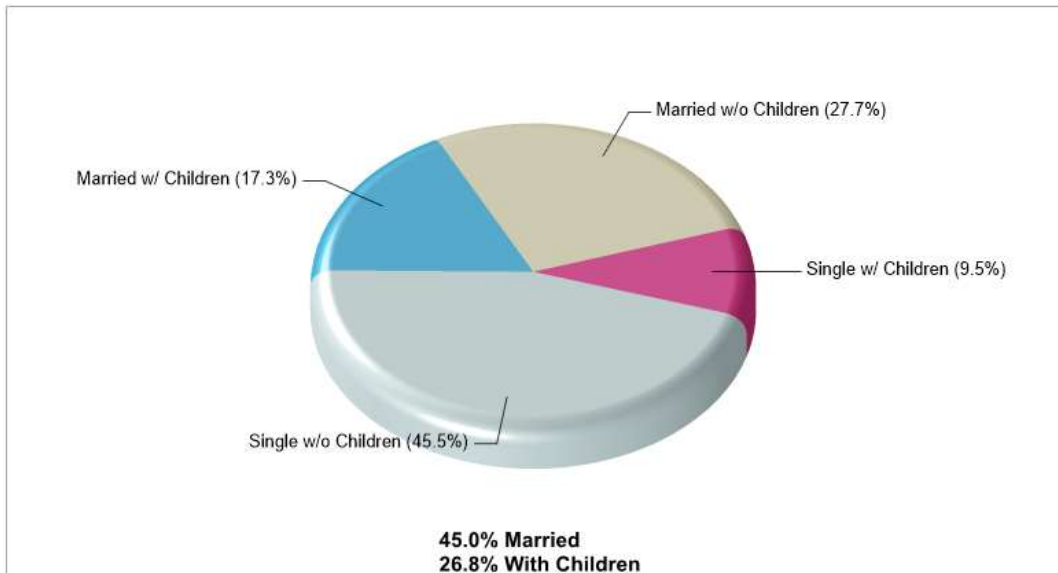


## Location: Bethlehem, PA City/Area Population

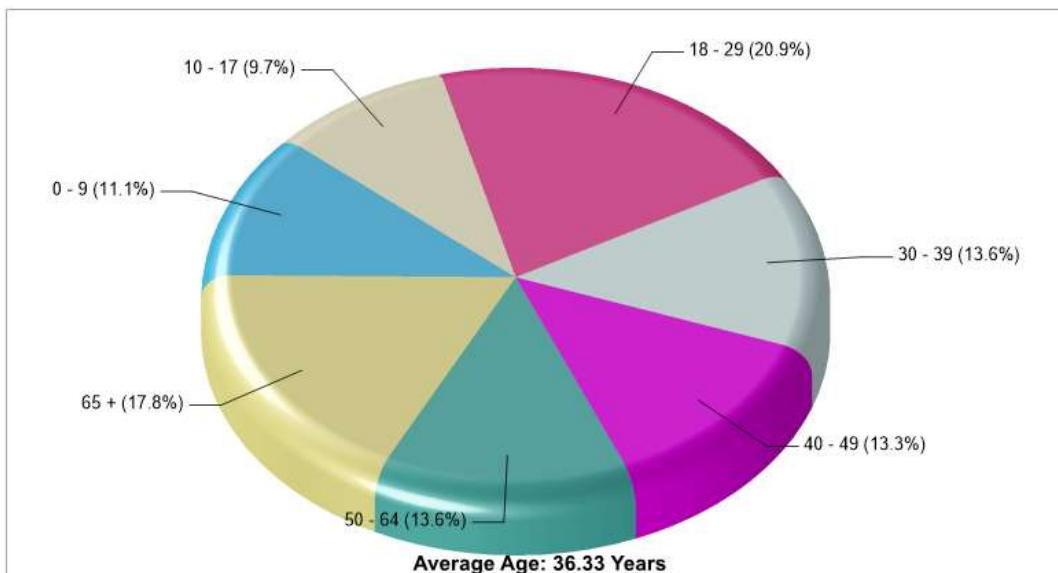


Prepared by RE/MAX real estate

## Location: Bethlehem, PA City/Area Household Characteristics



## Location: Bethlehem, PA City/Area Age Breakdown

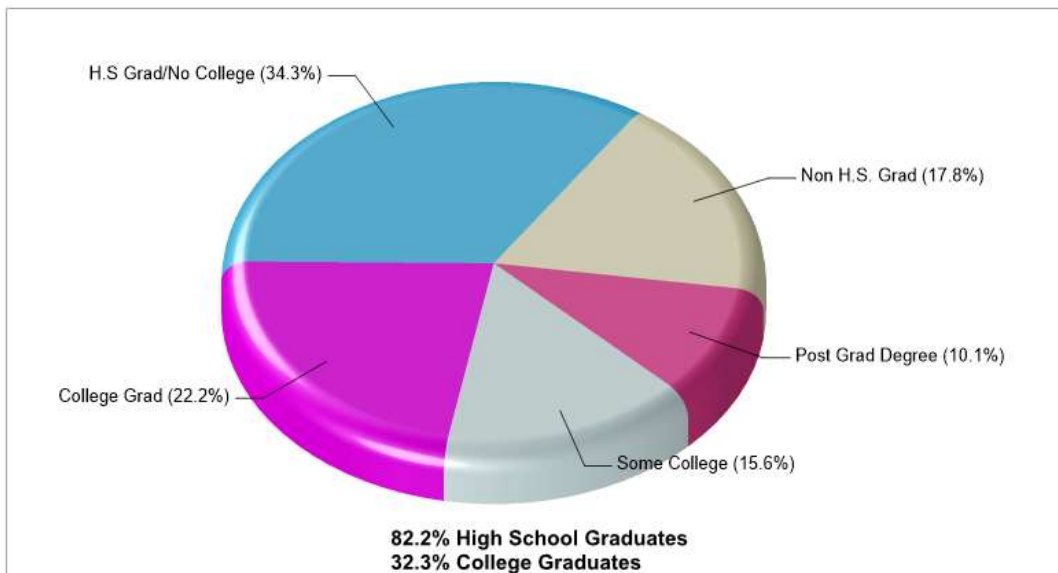


Prepared by RE/MAX real estate

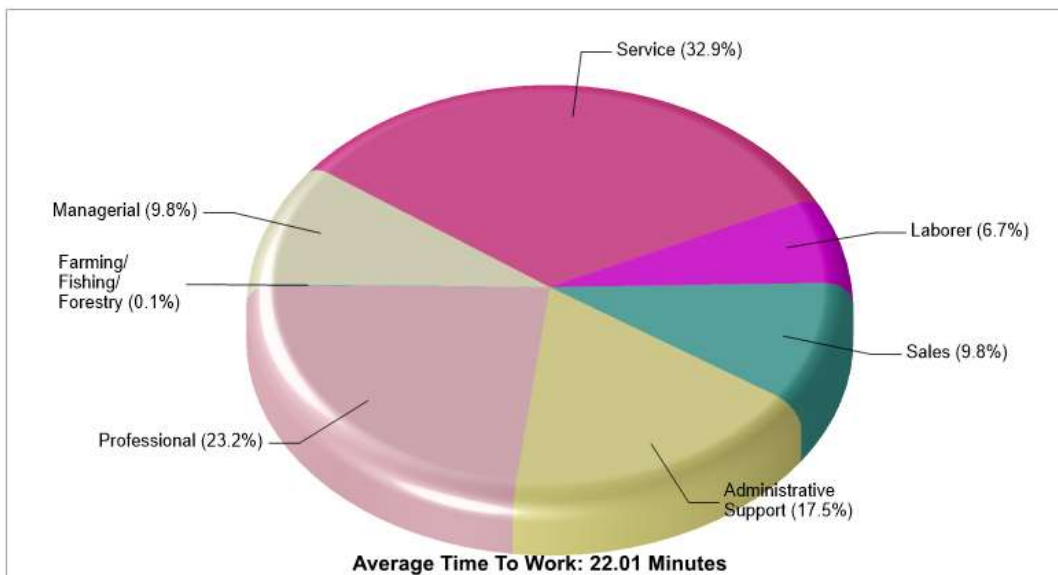




## Location: Bethlehem, PA City/Area Adult Education Level



## Location: Bethlehem, PA City/Area Employment



Prepared by RE/MAX real estate



## School Information



## Bethlehem

Prepared by RE/MAX real estate



© Homes Media Solutions

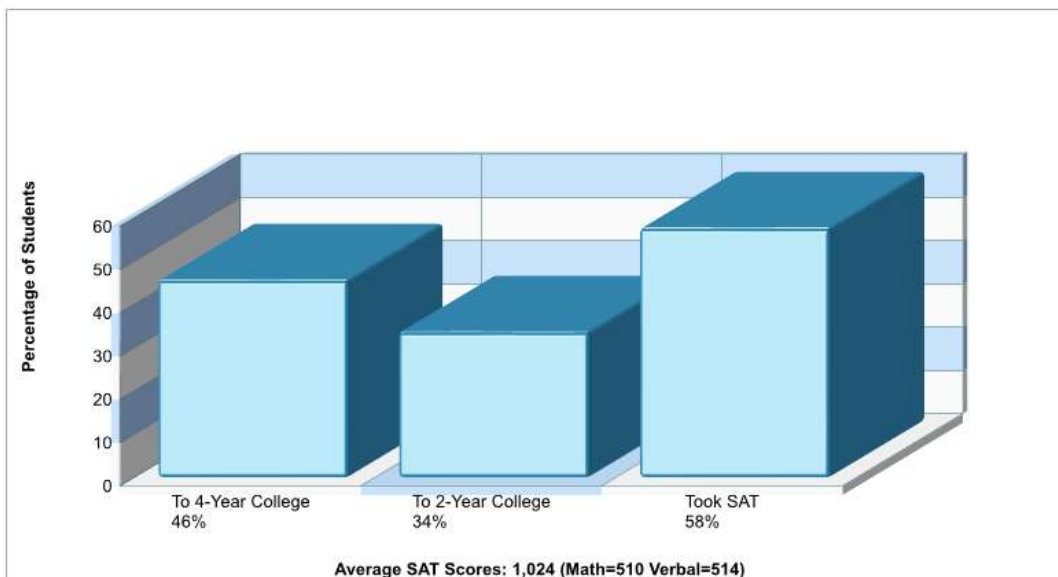
The accuracy of all information is deemed reliable, but is not guaranteed.



## Location: Bethlehem, PA Student Enrollment By Grade

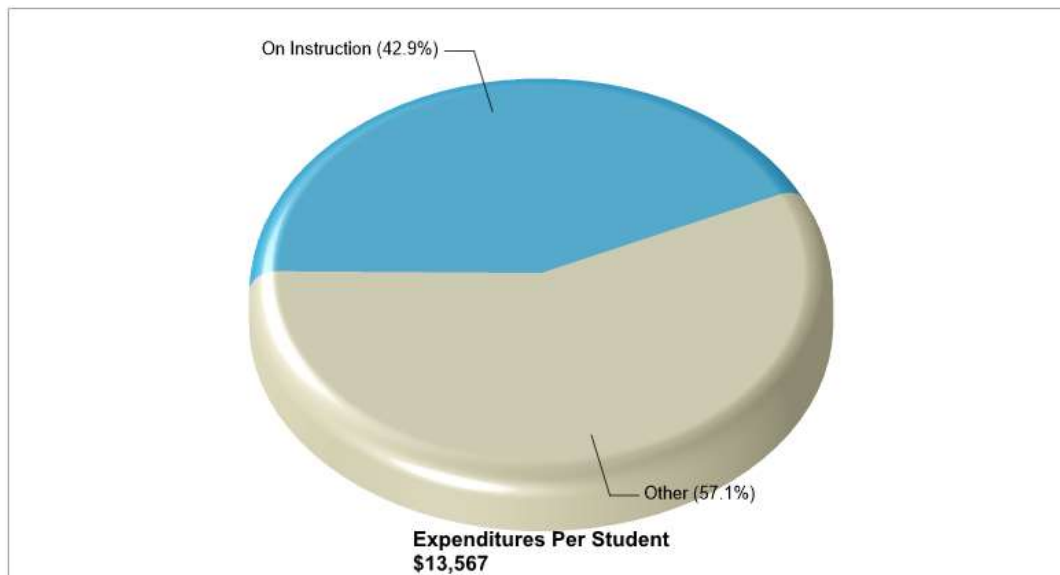


## Location: Bethlehem, PA High School Statistics

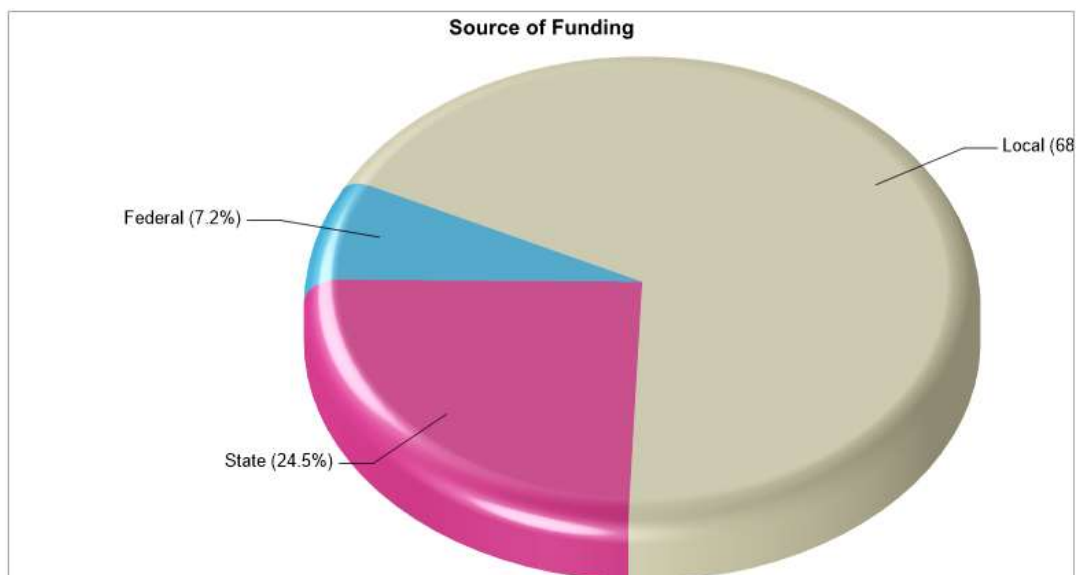


Prepared by RE/MAX real estate

## Location: Bethlehem, PA School Expenditures



## Location: Bethlehem, PA School Funding



Prepared by RE/MAX real estate



## Public Schools for District

### WILLIAM PENN EL SCH

1002 MAIN ST, BETHLEHEM, PA 18018

**Phone:** (610)694-0116

**Grades:** KG - 05

**Distance from Subject:** 0.3 Miles  
**Student/Teacher Ratio:** 15.2 to 1  
**Mascot:** Quakers  
**Average SAT:** N/A  
**Students Taking SAT:** N/A  
**Average ACT:** N/A  
**Students Taking ACT:** N/A  
**Enrollment By Grade:** K-41 1-31 2-48 3-54 4-45 5-39

**School Type:** Regular  
**Students/Teachers:** 258/17  
**School Colors :** Royal  
**Graduates To 2-Year College:** N/A  
**Graduates To 4-Year College:** N/A  
**National Merit Finalists:** N/A

### LIBERTY HS

1115 LINDEN ST, BETHLEHEM, PA 18018

**Phone:** (610)691-7200

**Grades:** 09 - 12

**Distance from Subject:** 0.3 Miles  
**Student/Teacher Ratio:** 18.1 to 1  
**Mascot:** Liberty Hurricanes  
**Average SAT:** 1037(Math 512 Verbal 525)  
**Students Taking SAT:** 65%  
**Average ACT:** 22.0  
**Students Taking ACT:** 5%  
**Enrollment By Grade:** 9-766 10-716 11-625 12-681

**School Type:** Regular  
**Students/Teachers:** 2809/155  
**School Colors :** Red  
**Graduates To 2-Year College:** 31%  
**Graduates To 4-Year College:** 47%  
**National Merit Finalists:** 1

### THOMAS JEFFERSON EL SCH

404 EAST NORTH ST, BETHLEHEM, PA 18018

**Phone:** (610)691-1776

**Grades:** KG - 05

**Distance from Subject:** 0.7 Miles  
**Student/Teacher Ratio:** 14.1 to 1  
**Mascot:** N/A  
**Average SAT:** N/A  
**Students Taking SAT:** N/A  
**Average ACT:** N/A  
**Students Taking ACT:** N/A  
**Enrollment By Grade:** K-39 1-42 2-44 3-37 4-41 5-51

**School Type:** Regular  
**Students/Teachers:** 254/18  
**School Colors :** Red  
**Graduates To 2-Year College:** N/A  
**Graduates To 4-Year College:** N/A  
**National Merit Finalists:** N/A

### NORTHEAST MS

1170 FERNWOOD ST, BETHLEHEM, PA 18018

**Phone:** (610)868-8581

**Grades:** 06 - 08

**Distance from Subject:** 0.8 Miles  
**Student/Teacher Ratio:** 15.2 to 1  
**Mascot:** Hornets  
**Average SAT:** N/A  
**Students Taking SAT:** N/A  
**Average ACT:** N/A  
**Students Taking ACT:** N/A  
**Enrollment By Grade:** 6-256 7-289 8-304

**School Type:** Regular  
**Students/Teachers:** 849/56  
**School Colors :** Kelly Green  
**Graduates To 2-Year College:** N/A  
**Graduates To 4-Year College:** N/A  
**National Merit Finalists:** N/A

### NITSCHMANN MS

909 WEST UNION BLVD, BETHLEHEM, PA 18018

**Phone:** (610)866-5781

**Grades:** 06 - 08

**Distance from Subject:** 1.0 Miles  
**Student/Teacher Ratio:** 16.6 to 1  
**Mascot:** Lions  
**Average SAT:** N/A

**School Type:** Regular  
**Students/Teachers:** 914/55  
**School Colors :** Royal  
**Graduates To 2-Year College:** N/A

Prepared by RE/MAX real estate



## Public Schools for District

<b>Students Taking SAT:</b>	N/A	<b>Graduates To 4-Year College:</b>	N/A
<b>Average ACT:</b>	N/A	<b>National Merit Finalists:</b>	N/A
<b>Students Taking ACT:</b>	N/A		
<b>Enrollment By Grade:</b>	6-309 7-310 8-295		

<b>CALYPSO EL SCH</b>		<b>Phone:</b>	(610)691-0152
1021 CALYPSO AVE, BETHLEHEM, PA 18018		<b>Grades:</b>	KG - 05
<b>Distance from Subject:</b>	1.3 Miles	<b>School Type:</b>	Regular
<b>Student/Teacher Ratio:</b>	15.6 to 1	<b>Students/Teachers:</b>	280/18
<b>Mascot:</b>	Cougars	<b>School Colors :</b>	Gold
<b>Average SAT:</b>	N/A	<b>Graduates To 2-Year College:</b>	N/A
<b>Students Taking SAT:</b>	N/A	<b>Graduates To 4-Year College:</b>	N/A
<b>Average ACT:</b>	N/A	<b>National Merit Finalists:</b>	N/A
<b>Students Taking ACT:</b>	N/A		
<b>Enrollment By Grade:</b>	K-41 1-45 2-44 3-59 4-41 5-50		

<b>BROUGHAL MS</b>		<b>Phone:</b>	(610)866-5041
114 WEST MORTON ST, BETHLEHEM, PA 18015		<b>Grades:</b>	06 - 08
<b>Distance from Subject:</b>	1.5 Miles	<b>School Type:</b>	Regular
<b>Student/Teacher Ratio:</b>	12.7 to 1	<b>Students/Teachers:</b>	584/46
<b>Mascot:</b>	Rockets	<b>School Colors :</b>	Navy
<b>Average SAT:</b>	N/A	<b>Graduates To 2-Year College:</b>	N/A
<b>Students Taking SAT:</b>	N/A	<b>Graduates To 4-Year College:</b>	N/A
<b>Average ACT:</b>	N/A	<b>National Merit Finalists:</b>	N/A
<b>Students Taking ACT:</b>	N/A		
<b>Enrollment By Grade:</b>	6-183 7-216 8-185		

<b>LINCOLN EL SCH</b>		<b>Phone:</b>	(610)866-8727
1260 GRESHAM ST, BETHLEHEM, PA 18017		<b>Grades:</b>	KG - 05
<b>Distance from Subject:</b>	1.5 Miles	<b>School Type:</b>	Regular
<b>Student/Teacher Ratio:</b>	15.2 to 1	<b>Students/Teachers:</b>	396/26
<b>Mascot:</b>	Lions	<b>School Colors :</b>	Gold
<b>Average SAT:</b>	N/A	<b>Graduates To 2-Year College:</b>	N/A
<b>Students Taking SAT:</b>	N/A	<b>Graduates To 4-Year College:</b>	N/A
<b>Average ACT:</b>	N/A	<b>National Merit Finalists:</b>	N/A
<b>Students Taking ACT:</b>	N/A		
<b>Enrollment By Grade:</b>	K-48 1-72 2-67 3-61 4-79 5-69		

<b>SPRING GARDEN EL SCH</b>		<b>Phone:</b>	(610)868-6071
901 NORTH BLVD, BETHLEHEM, PA 18017		<b>Grades:</b>	KG - 05
<b>Distance from Subject:</b>	1.5 Miles	<b>School Type:</b>	Regular
<b>Student/Teacher Ratio:</b>	15.7 to 1	<b>Students/Teachers:</b>	550/35
<b>Mascot:</b>	Rams	<b>School Colors :</b>	Kelly Green
<b>Average SAT:</b>	N/A	<b>Graduates To 2-Year College:</b>	N/A
<b>Students Taking SAT:</b>	N/A	<b>Graduates To 4-Year College:</b>	N/A
<b>Average ACT:</b>	N/A	<b>National Merit Finalists:</b>	N/A
<b>Students Taking ACT:</b>	N/A		
<b>Enrollment By Grade:</b>	K-88 1-106 2-74 3-95 4-84 5-103		

<b>JAMES BUCHANAN EL SCH</b>		<b>Phone:</b>	(610)865-1766
1621 CATASAUQUA RD, BETHLEHEM, PA 18017		<b>Grades:</b>	KG - 05

Prepared by RE/MAX real estate



## Public Schools for District

**Distance from Subject:** 1.6 Miles  
**Student/Teacher Ratio:** 15.6 to 1  
**Mascot:** Bulldogs  
**Average SAT:** N/A  
**Students Taking SAT:** N/A  
**Average ACT:** N/A  
**Students Taking ACT:** N/A  
**Enrollment By Grade:** K-47 1-41 2-53 3-41 4-37 5-46

**School Type:** Regular  
**Students/Teachers:** 265/17  
**School Colors :** Royal  
**Graduates To 2-Year College:** N/A  
**Graduates To 4-Year College:** N/A  
**National Merit Finalists:** N/A

**DONEGAN EL SCH**  
 1210 EAST 4TH ST, BETHLEHEM, PA 18015

**Phone:** (610)866-0031  
**Grades:** KG - 05

**Distance from Subject:** 1.7 Miles  
**Student/Teacher Ratio:** 10.4 to 1  
**Mascot:** N/A  
**Average SAT:** N/A  
**Students Taking SAT:** N/A  
**Average ACT:** N/A  
**Students Taking ACT:** N/A  
**Enrollment By Grade:** K-67 1-55 2-44 3-69 4-56 5-61

**School Type:** Regular  
**Students/Teachers:** 352/34  
**School Colors :** Gold  
**Graduates To 2-Year College:** N/A  
**Graduates To 4-Year College:** N/A  
**National Merit Finalists:** N/A

**MARVINE EL SCH**  
 1425 LIVINGSTON ST, BETHLEHEM, PA 18017

**Phone:** (610)865-0012  
**Grades:** KG - 05

**Distance from Subject:** 1.7 Miles  
**Student/Teacher Ratio:** 13.7 to 1  
**Mascot:** N/A  
**Average SAT:** N/A  
**Students Taking SAT:** N/A  
**Average ACT:** N/A  
**Students Taking ACT:** N/A  
**Enrollment By Grade:** K-50 1-68 2-67 3-52 4-59 5-59

**School Type:** Regular  
**Students/Teachers:** 355/26  
**School Colors :** Royal  
**Graduates To 2-Year College:** N/A  
**Graduates To 4-Year College:** N/A  
**National Merit Finalists:** N/A

**FREEMANSBURG EL SCH**  
 501 MONROE ST, FREEMANSBURG, PA 18017

**Phone:** (610)866-6681  
**Grades:** KG - 05

**Distance from Subject:** 2.0 Miles  
**Student/Teacher Ratio:** 14.4 to 1  
**Mascot:** Eagles  
**Average SAT:** N/A  
**Students Taking SAT:** N/A  
**Average ACT:** N/A  
**Students Taking ACT:** N/A  
**Enrollment By Grade:** K-82 1-71 2-71 3-57 4-71 5-80

**School Type:** Regular  
**Students/Teachers:** 432/30  
**School Colors :** Red  
**Graduates To 2-Year College:** N/A  
**Graduates To 4-Year College:** N/A  
**National Merit Finalists:** N/A

**CLEARVIEW EL SCH**  
 2121 ABINGTON RD, BETHLEHEM, PA 18018

**Phone:** (610)868-5994  
**Grades:** KG - 05

**Distance from Subject:** 2.3 Miles  
**Student/Teacher Ratio:** 13.9 to 1  
**Mascot:** Panthers  
**Average SAT:** N/A  
**Students Taking SAT:** N/A  
**Average ACT:** N/A  
**Students Taking ACT:** N/A

**School Type:** Regular  
**Students/Teachers:** 361/26  
**School Colors :** Gold  
**Graduates To 2-Year College:** N/A  
**Graduates To 4-Year College:** N/A  
**National Merit Finalists:** N/A

Prepared by RE/MAX real estate



## Public Schools for District

**Enrollment By Grade:** K-52 1-56 2-69 3-65 4-61 5-58

### GOVERNOR WOLF EL SCH

1920 BUTZTOWN RD, BETHLEHEM, PA 18017

**Phone:** (610)867-8191

**Grades:** KG - 05

**Distance from Subject:** 2.4 Miles

**Student/Teacher Ratio:** 17.9 to 1

**Mascot:** N/A

**Average SAT:** N/A

**Students Taking SAT:** N/A

**Average ACT:** N/A

**Students Taking ACT:** N/A

**Enrollment By Grade:** K-63 1-78 2-70 3-76 4-79 5-99

**School Type:** Regular

**Students/Teachers:** 465/26

**School Colors :** Gold

**Graduates To 2-Year College:** N/A

**Graduates To 4-Year College:** N/A

**National Merit Finalists:** N/A

### FOUNTAIN HILL EL SCH

1330 CHURCH ST, BETHLEHEM, PA 18015

**Phone:** (610)865-5881

**Grades:** KG - 05

**Distance from Subject:** 2.5 Miles

**Student/Teacher Ratio:** 12.4 to 1

**Mascot:** Tigers

**Average SAT:** N/A

**Students Taking SAT:** N/A

**Average ACT:** N/A

**Students Taking ACT:** N/A

**Enrollment By Grade:** K-88 1-84 2-100 3-111 4-92 5-85

**School Type:** Regular

**Students/Teachers:** 560/45

**School Colors :** Royal

**Graduates To 2-Year College:** N/A

**Graduates To 4-Year College:** N/A

**National Merit Finalists:** N/A

### ASA PACKER EL SCH

1650 KENWOOD DR, BETHLEHEM, PA 18017

**Phone:** (610)865-0660

**Grades:** KG - 05

**Distance from Subject:** 2.5 Miles

**Student/Teacher Ratio:** 16.3 to 1

**Mascot:** Pumas

**Average SAT:** N/A

**Students Taking SAT:** N/A

**Average ACT:** N/A

**Students Taking ACT:** N/A

**Enrollment By Grade:** K-49 1-70 2-53 3-73 4-65 5-66

**School Type:** Regular

**Students/Teachers:** 376/23

**School Colors :** Royal

**Graduates To 2-Year College:** N/A

**Graduates To 4-Year College:** N/A

**National Merit Finalists:** N/A

### EAST HILLS MS

2005 CHESTER RD, BETHLEHEM, PA 18017

**Phone:** (610)867-0541

**Grades:** 06 - 08

**Distance from Subject:** 2.9 Miles

**Student/Teacher Ratio:** 15.9 to 1

**Mascot:** Chargers

**Average SAT:** N/A

**Students Taking SAT:** N/A

**Average ACT:** N/A

**Students Taking ACT:** N/A

**Enrollment By Grade:** 6-357 7-362 8-392

**School Type:** Regular

**Students/Teachers:** 1111/70

**School Colors :** Maroon

**Graduates To 2-Year College:** N/A

**Graduates To 4-Year College:** N/A

**National Merit Finalists:** N/A

### HANOVER EL SCH

3890 JACKSONVILLE RD, BETHLEHEM, PA 18017

**Phone:** (610)691-3210

**Grades:** KG - 05

**Distance from Subject:** 2.9 Miles

**Student/Teacher Ratio:** 15.4 to 1

**Mascot:** Hawks

**School Type:** Regular

**Students/Teachers:** 247/16

**School Colors :** Purple

Prepared by RE/MAX real estate





## Public Schools for District

Average SAT:	N/A	Graduates To 2-Year College:	N/A
Students Taking SAT:	N/A	Graduates To 4-Year College:	N/A
Average ACT:	N/A	National Merit Finalists:	N/A
Students Taking ACT:	N/A		
Enrollment By Grade:	K-37 1-36 2-36 3-37 4-43 5-58		

### MILLER HEIGHTS EL SCH

3605 ALLEN ST, BETHLEHEM, PA 18020

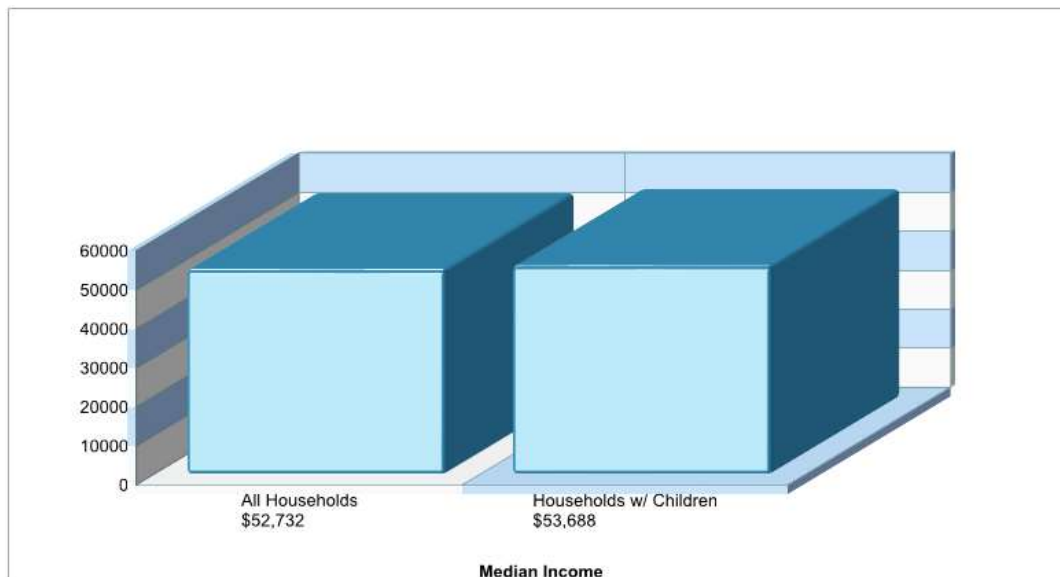
Phone: (610)868-6441

Grades: KG - 05

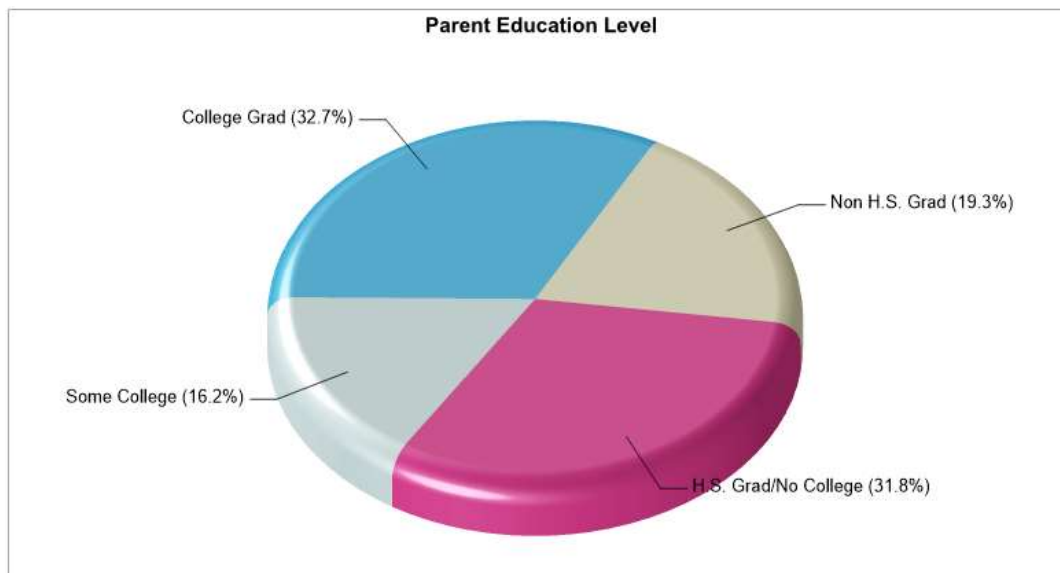
Distance from Subject:	2.9 Miles	School Type:	Regular
Student/Teacher Ratio:	16.1 to 1	Students/Teachers:	451/28
Mascot:	Vikings	School Colors :	Purple
Average SAT:	N/A	Graduates To 2-Year College:	N/A
Students Taking SAT:	N/A	Graduates To 4-Year College:	N/A
Average ACT:	N/A	National Merit Finalists:	N/A
Students Taking ACT:	N/A		
Enrollment By Grade:	K-63 1-60 2-87 3-75 4-78 5-88		

Prepared by RE/MAX real estate

## Location: Bethlehem, PA Household Income



## Location: Bethlehem, PA Parent Education Level



Prepared by RE/MAX real estate



## Private Schools

### ST ANNE SCHOOL

375 HICKORY ST, BETHLEHEM, PA 18017

Distance from Subject: 0.6 Miles

Affiliation: Roman Catholic

Students: 347

Student/ Homeroom Ratio: N/A

School Colors: N/A

Enrollment By Grade: PK-50 K-39 1-41 2-51 3-37 4-45 5-41 6-51 7-42

Phone: N/A

Grades: PK - 7

School Type: Regular

Gender: Coed

Student/Teacher Ratio: 15.6 to 1

Mascot: N/A

### MORAVIAN ACADEMY MIDDLE SCHOOL

11 W MARKET ST, BETHLEHEM, PA 18018

Distance from Subject: 0.7 Miles

Affiliation: Unknown

Students: 198

Student/ Homeroom Ratio: N/A

School Colors: N/A

Enrollment By Grade: 6-58 7-70 8-70

Phone: N/A

Grades: 6 - 8

School Type: Regular

Gender: Coed

Student/Teacher Ratio: 8.1 to 1

Mascot: N/A

### BETHLEHEM CATHOLIC HIGH SCHOOL

2133 MADISON AVE, BETHLEHEM, PA 18017

Distance from Subject: 0.8 Miles

Affiliation: Roman Catholic

Students: 762

Student/ Homeroom Ratio: N/A

School Colors: Brown

Enrollment By Grade: 9-175 10-213 11-199 12-175

Phone: (610) 866-0791

Grades: 9 - 12

School Type: Regular

Gender: Coed

Student/Teacher Ratio: 18.7 to 1

Mascot: Hawks

### GATEWAY SCHOOL OF LEHIGH VALLEY

424 CENTER ST, BETHLEHEM, PA 18018

Distance from Subject: 0.8 Miles

Affiliation: Unknown

Students: 7

Student/ Homeroom Ratio: N/A

School Colors: N/A

Enrollment By Grade: 7-1 8-2 10-1 11-2 12-1

Phone: (610) 867-8055

Grades: 7 - 12

School Type: Regular

Gender: Coed

Student/Teacher Ratio: 6.4 to 1

Mascot: N/A

### SETON ACADEMY

623 6TH AVE, BETHLEHEM, PA 18018

Distance from Subject: 0.9 Miles

Affiliation: Roman Catholic

Students: 117

Student/ Homeroom Ratio: N/A

School Colors: Royal

Enrollment By Grade: K-13 1-14 2-9 3-8 4-15 5-10 6-17 7-13 8-18

Phone: (610) 867-9530

Grades: KG - 8

School Type: Regular

Gender: Coed

Student/Teacher Ratio: 11.4 to 1

Mascot: Crusaders

### HOLY INFANCY SCHOOL

127 E 4TH ST, BETHLEHEM, PA 18015

Distance from Subject: 1.4 Miles

Affiliation: Roman Catholic

Phone: (610) 868-2621

Grades: PK - 8

School Type: Regular

Gender: Coed

Prepared by RE/MAX real estate



## Private Schools

**Students:** 132  
**Student/ Homeroom Ratio:** N/A  
**School Colors:** Royal  
**Enrollment By Grade:** PK-15 K-21 1-19 2-21 3-16 4-13 5-10 6-14 7-11 8-7  
**Student/Teacher Ratio:** 10.7 to 1  
**Mascot:** Beth Stars

### ST NICHOLAS GREEK ORTHODOX ACADEMY

1607 W UNION BLVD, BETHLEHEM, PA 18018

**Distance from Subject:** 1.5 Miles

**Affiliation:** Greek Orthodox

**Students:** 30

**Student/ Homeroom Ratio:** N/A

**School Colors:** N/A

**Enrollment By Grade:** K-26

**Phone:** N/A  
**Grades:** KG - 4

**School Type:** Regular  
**Gender:** Coed  
**Student/Teacher Ratio:** 30.0 to 1  
**Mascot:** N/A

### NOTRE DAME OF BETHLEHEM SCHOOL

1835 CATASAUQUA RD, BETHLEHEM, PA 18018

**Distance from Subject:** 2.0 Miles

**Affiliation:** Roman Catholic

**Students:** 348

**Student/ Homeroom Ratio:** N/A

**School Colors:** Royal

**Enrollment By Grade:** PK-55 K-35 1-35 2-46 3-33 4-34 5-43 6-36 7-47 8-39

**Phone:** (610) 866-2231  
**Grades:** PK - 8

**School Type:** Regular  
**Gender:** Coed  
**Student/Teacher Ratio:** 16.1 to 1  
**Mascot:** N/A

### COVENANT CHRISTIAN ACADEMY OF THE LEE HI

1414 PENNSYLVANIA AVE, BETHLEHEM, PA 18018

**Distance from Subject:** 2.2 Miles

**Affiliation:** Christian

**Students:** 41

**Student/ Homeroom Ratio:** N/A

**School Colors:** Maroon

**Enrollment By Grade:** K-10 1-5 2-8 3-4 4-4 5-2 6-3 7-2 8-3

**Phone:** (610) 868-7302  
**Grades:** KG - 8

**School Type:** Regular  
**Gender:** Coed  
**Student/Teacher Ratio:** 6.5 to 1  
**Mascot:** Warriors

### CHESTERBROOK ACADEMY

1550 VALLEY CENTER PKWY # 200, BETHLEHEM, PA 18017

**Distance from Subject:** 2.3 Miles

**Affiliation:** Unknown

**Students:** 16

**Student/ Homeroom Ratio:** N/A

**School Colors:** N/A

**Enrollment By Grade:** PK-48 K-4

**Phone:** (610) 974-9100  
**Grades:** PK - 4

**School Type:** Regular  
**Gender:** Coed  
**Student/Teacher Ratio:** 16.0 to 1  
**Mascot:** N/A

### CREATIVE KIDS CLUB

90 S COMMERCE WAY STE 480, BETHLEHEM, PA 18017

**Distance from Subject:** 3.0 Miles

**Affiliation:** Unknown

**Students:** 8

**Student/ Homeroom Ratio:** N/A

**School Colors:** N/A

**Enrollment By Grade:** K-8

**Phone:** N/A  
**Grades:** KG - KG

**School Type:** Regular  
**Gender:** Coed  
**Student/Teacher Ratio:** 8.0 to 1  
**Mascot:** N/A

Prepared by RE/MAX real estate



## Private Schools

### OUR LADY OF PERPETUAL HELP SCHOOL

3221 SANTEE RD, BETHLEHEM, PA 18020

**Distance from Subject:** 3.0 Miles

**Affiliation:** Roman Catholic

**Students:** 287

**Student/ Homeroom Ratio:** N/A

**School Colors:** Royal

**Enrollment By Grade:** PK-23 K-35 1-28 2-34 3-30 4-35 5-33 6-31 7-31 8-30

**Phone:** (610) 868-6570

**Grades:** PK - 8

**School Type:** Regular

**Gender:** Coed

**Student/Teacher Ratio:** 18.6 to 1

**Mascot:** Cougars

### CENTENNIAL SCHOOL LEHIGH UNIV

2196 AVENUE C, BETHLEHEM, PA 18017

**Distance from Subject:** 3.0 Miles

**Affiliation:** Unknown

**Students:** 69

**Student/ Homeroom Ratio:** N/A

**School Colors:** N/A

**Enrollment By Grade:** 1-3 2-1 3-4 4-3 5-7 6-7 7-6 8-12 9-8 10-3 11-6 12-9

**Phone:** N/A

**Grades:** 1 - 12

**School Type:** Regular

**Gender:** Coed

**Student/Teacher Ratio:** 3.6 to 1

**Mascot:** N/A

### LIFE ACADEMY

855 N MAXWELL ST, ALLENTOWN, PA 18109

**Distance from Subject:** 3.1 Miles

**Affiliation:** Christian

**Students:** 66

**Student/ Homeroom Ratio:** N/A

**School Colors:** N/A

**Enrollment By Grade:** K-21 1-11 2-13 3-4 4-9 5-8

**Phone:** (610) 434-0703

**Grades:** KG - 5

**School Type:** Regular

**Gender:** Coed

**Student/Teacher Ratio:** 9.6 to 1

**Mascot:** N/A

### BETHLEHEM CHRISTIAN SCHOOL

3100 HECKTOWN RD, BETHLEHEM, PA 18020

**Distance from Subject:** 3.2 Miles

**Affiliation:** Christian

**Students:** 126

**Student/ Homeroom Ratio:** N/A

**School Colors:** Royal

**Enrollment By Grade:** K-21 1-25 2-19 3-16 4-22

**Phone:** 610-868-6020

**Grades:** KG - 4

**School Type:** Regular

**Gender:** Coed

**Student/Teacher Ratio:** 12.9 to 1

**Mascot:** Panthers

### CAMBRIDGE DAY SCHOOL

3986 TOWNSHIP LINE RD, BETHLEHEM, PA 18020

**Distance from Subject:** 3.2 Miles

**Affiliation:** Unknown

**Students:** 8

**Student/ Homeroom Ratio:** N/A

**School Colors:** N/A

**Enrollment By Grade:** K-8

**Phone:** N/A

**Grades:** KG - KG

**School Type:** Regular

**Gender:** Coed

**Student/Teacher Ratio:** 8.0 to 1

**Mascot:** N/A

### OUR LADY HELP OF CHRISTIANS SCHOOL

934 HANOVER AVE, ALLENTOWN, PA 18109

**Distance from Subject:** 3.4 Miles

**Affiliation:** Roman Catholic

**Students:** 158

**Phone:** (610) 433-1592

**Grades:** PK - 8

**School Type:** Regular

**Gender:** Coed

**Student/Teacher Ratio:** 15.2 to 1

Prepared by RE/MAX real estate



## Private Schools

**Student/ Homeroom Ratio:** N/A  
**School Colors:** Royal  
**Enrollment By Grade:** PK-21 K-23 1-14 2-19 3-13 4-15 5-12 6-21 7-26 8-15  
**Mascot:** N/A

---

**ST THERESA SCHOOL**  
300 LEONARD ST, HELLERTOWN, PA 18055  
**Distance from Subject:** 3.6 Miles  
**Affiliation:** Roman Catholic  
**Students:** 131  
**Student/ Homeroom Ratio:** N/A  
**School Colors:** Maroon  
**Enrollment By Grade:** PK-20 K-15 1-14 2-20 3-18 4-14 5-16 6-14 7-10 8-10  
**Phone:** (610) 838-8161  
**Grades:** PK - 8  
**School Type:** Regular  
**Gender:** Coed  
**Student/Teacher Ratio:** 11.4 to 1  
**Mascot:** Cougars

---

**THE CUDDLE ZONE LEARNING CENTER**  
445 ALLENTOWN DR, ALLENTOWN, PA 18109  
**Distance from Subject:** 4.2 Miles  
**Affiliation:** Unknown  
**Students:** 12  
**Student/ Homeroom Ratio:** N/A  
**School Colors:** N/A  
**Enrollment By Grade:** PK-104 K-12  
**Phone:** N/A  
**Grades:** PK - KG  
**School Type:** Regular  
**Gender:** Coed  
**Student/Teacher Ratio:** 12.0 to 1  
**Mascot:** N/A

---

**A CHILDRENS PLACE LEARNING CENTER**  
719 ROBLE RD, ALLENTOWN, PA 18109  
**Distance from Subject:** 4.4 Miles  
**Affiliation:** Unknown  
**Students:** 14  
**Student/ Homeroom Ratio:** N/A  
**School Colors:** N/A  
**Enrollment By Grade:** PK-11 K-14  
**Phone:** N/A  
**Grades:** PK - KG  
**School Type:** Regular  
**Gender:** Coed  
**Student/Teacher Ratio:** 12.7 to 1  
**Mascot:** N/A

Prepared by RE/MAX real estate



## Housing Information

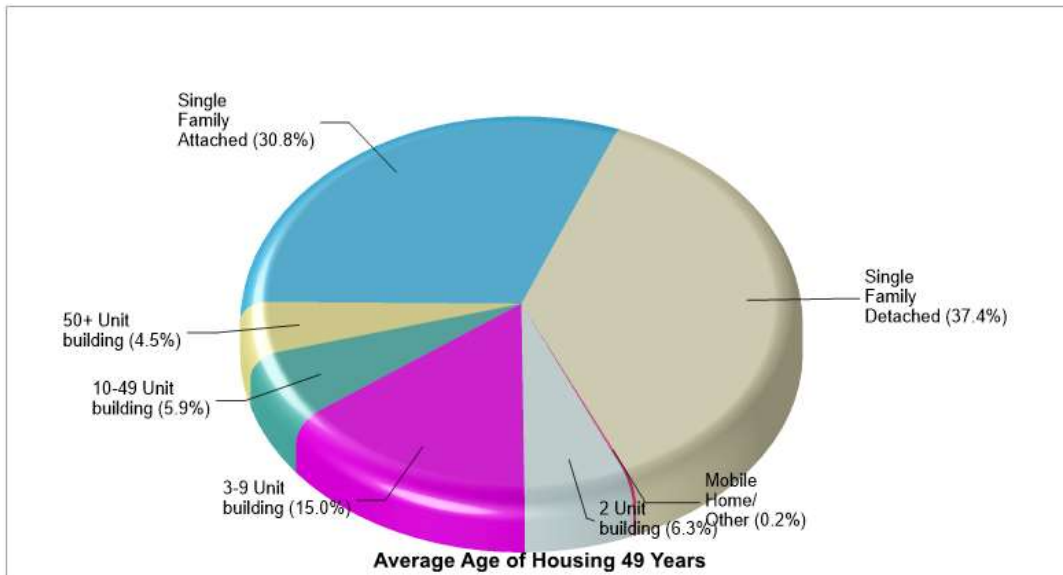


# Bethlehem

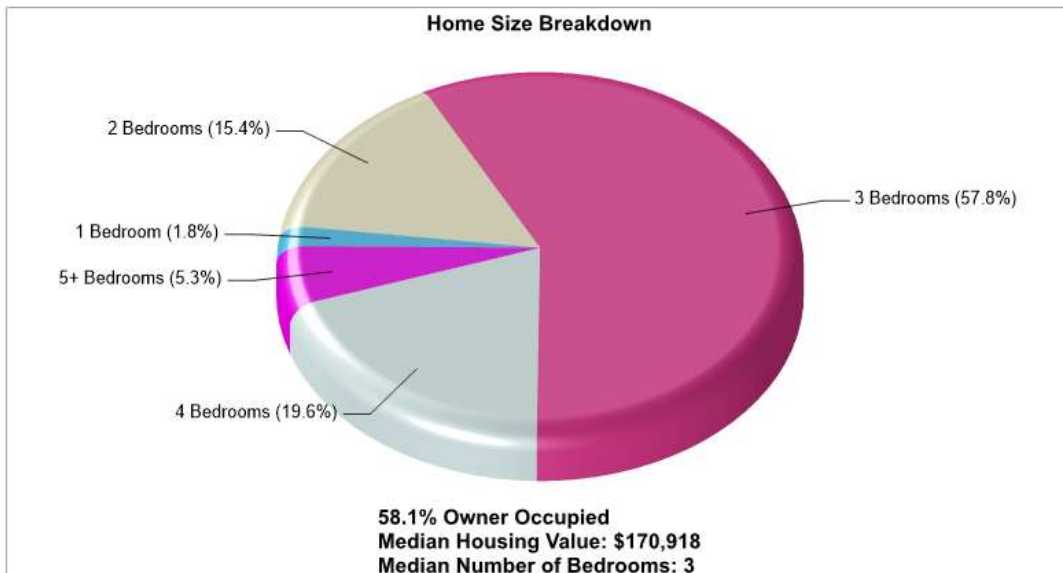
Prepared by RE/MAX real estate



## Location: Bethlehem, PA City/Area Housing Characteristics



## Location: Bethlehem, PA City/Area Home Ownership

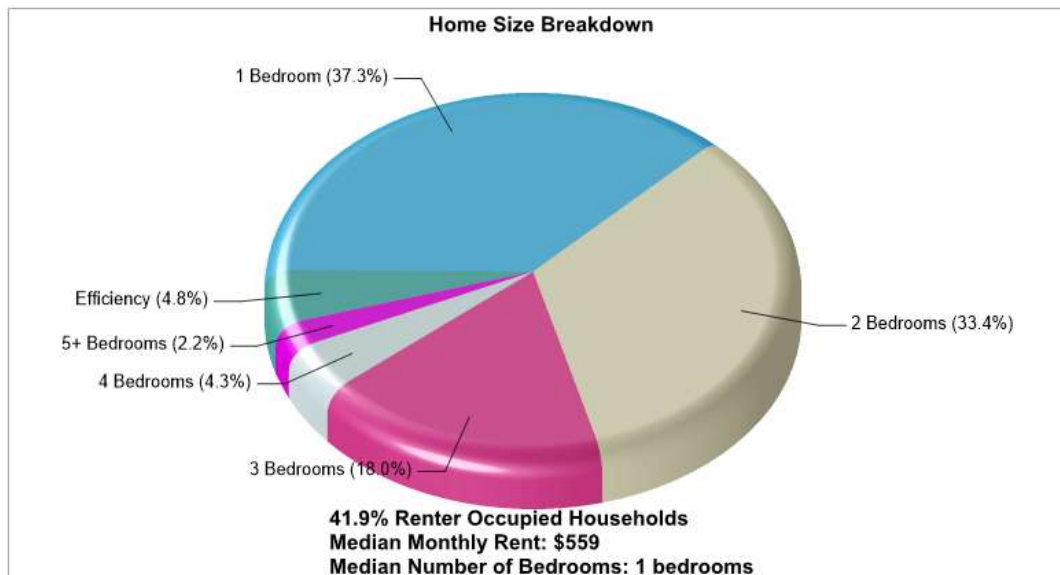


Prepared by RE/MAX real estate





## Location: Bethlehem, PA City/Area Rental



Prepared by RE/MAX real estate



## Recent Home Sales



**Location: Bethlehem, PA**  
**Home Sales Pricing Pattern**

Prepared by RE/MAX real estate



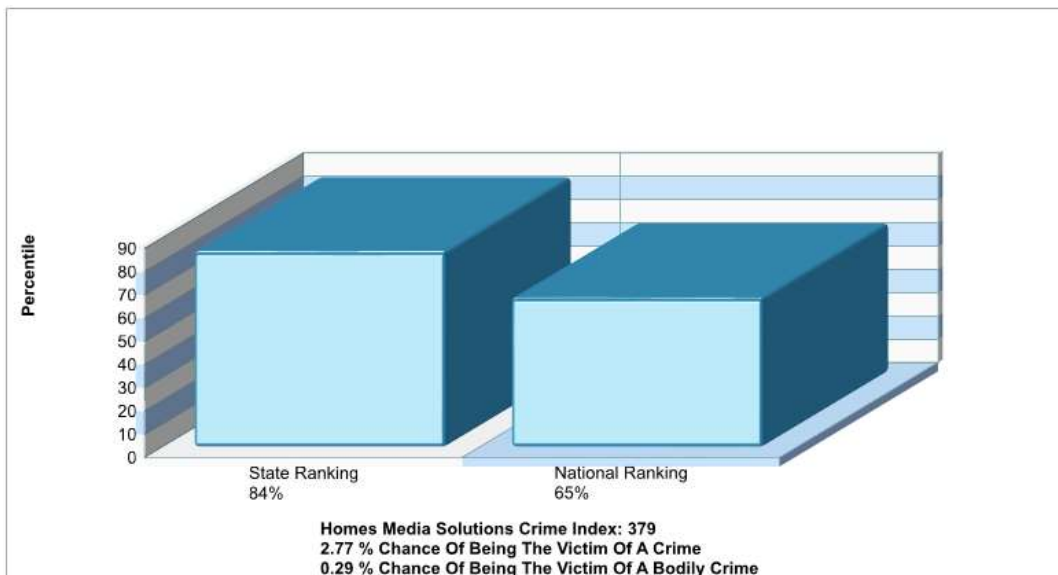
## Crime Information

---

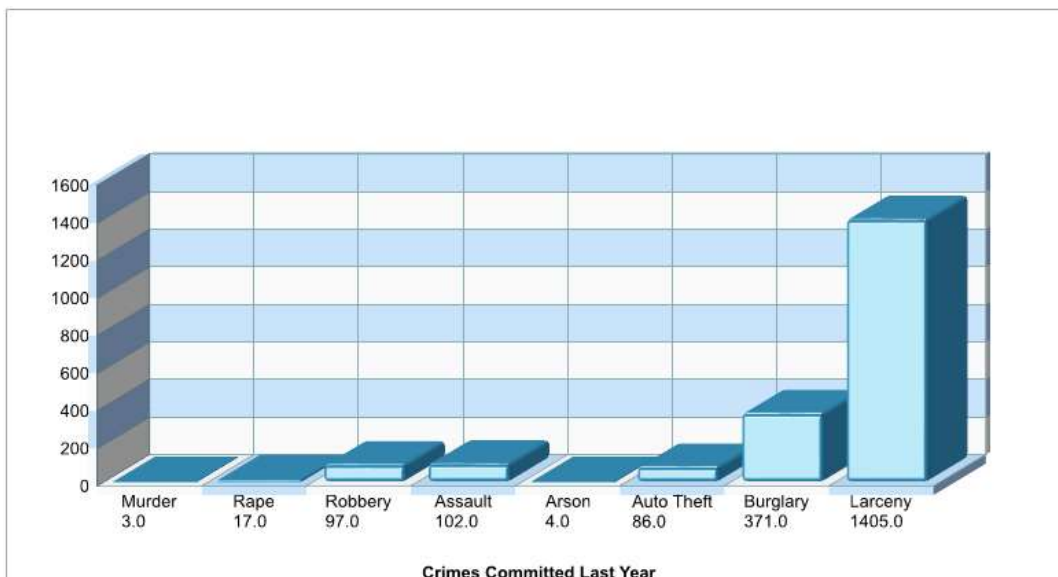
## Bethlehem

Prepared by RE/MAX real estate

## Location: Bethlehem, PA City/Area Crime Index



## Location: Bethlehem, PA City/Area Crime Incidents



Prepared by RE/MAX real estate



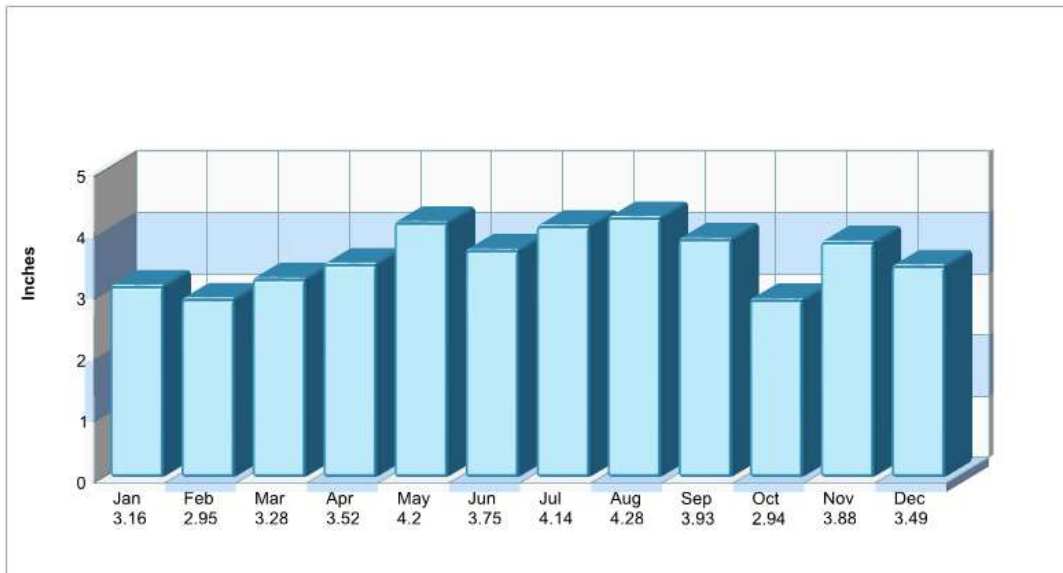
## Climate Information



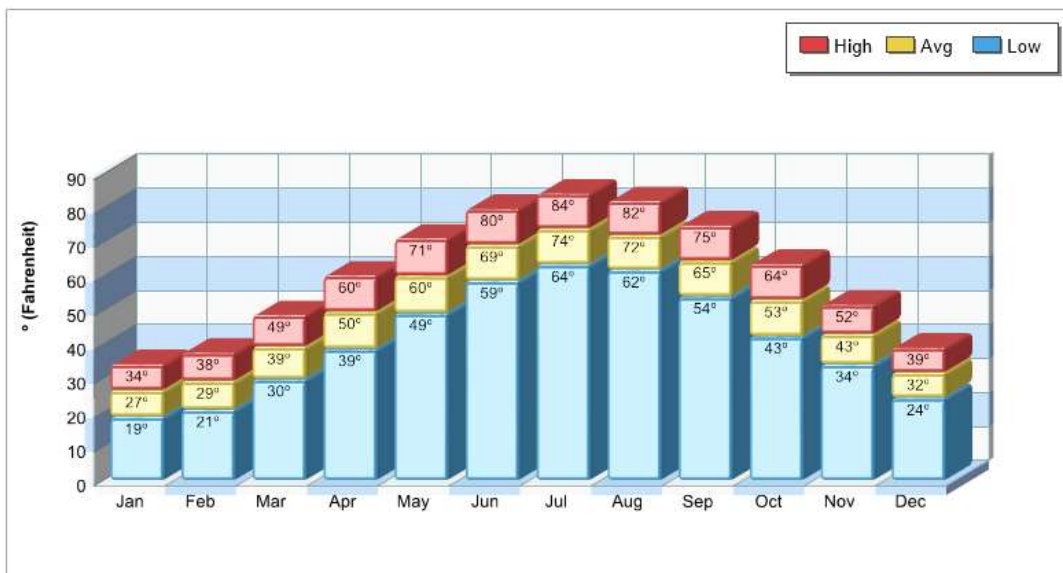
## Bethlehem

Prepared by RE/MAX real estate

## Average Precipitation Measured at ALLENTOWN AIRPORT (elevation: 388ft.)



## Temperature Measured at ALLENTOWN AIRPORT (elevation: 388ft.)



Prepared by RE/MAX real estate



Houses of Worship



**Bethlehem**

Prepared by RE/MAX real estate



© Homes Media Solutions

The accuracy of all information is deemed reliable, but is not guaranteed.





## Houses of Worship

<b>MORAVIAN MUSIC FOUNDATION</b>	<b>Phone:</b> 6108663340
41 W Locust St Bethlehem, PA 18018	<b>Distance from Subject:</b> 0.13 miles
<b>Denomination:</b> Churches, Denomination Unknown	

<b>BETHLEHEM BAPTIST CHURCH</b>	<b>Phone:</b> 6108662000
51 HILLMOND ST Bethlehem, PA 18018	<b>Distance from Subject:</b> 0.19 miles
<b>Denomination:</b> Baptist Churches	

<b>FIRST CHURCH OF CHRIST SCNTST</b>	<b>Phone:</b> 6108682846
1400 MAIN ST Bethlehem, PA 18018	<b>Distance from Subject:</b> 0.21 miles
<b>Denomination:</b> Christian Science Churches	

<b>COLLEGE HILL MORAVIAN CHURCH</b>	<b>Phone:</b> 6108678291
72 W LAUREL ST Bethlehem, PA 18018	<b>Distance from Subject:</b> 0.22 miles
<b>Denomination:</b> Churches, Denomination Unknown	

<b>MORAVIAN CHURCH CENTER</b>	<b>Phone:</b> 6108677566
1021 CENTER ST Bethlehem, PA 18018	<b>Distance from Subject:</b> 0.24 miles
<b>Denomination:</b> Churches, Denomination Unknown	

<b>ST STEPHENS EVNGLCL LUTH CHRCH</b>	<b>Phone:</b> 6108650601
67 W WASHINGTON AVE Bethlehem, PA 18018	<b>Distance from Subject:</b> 0.29 miles
<b>Denomination:</b> Lutheran Churches	

<b>GRACE DELIVERANCE BAPT CHRCH</b>	<b>Phone:</b> 6108682677
838 N NEW ST Bethlehem, PA 18018	<b>Distance from Subject:</b> 0.37 miles
<b>Denomination:</b> Baptist Churches	

<b>BETHLEHEM AREA SCHL INSTRCTNL</b>	<b>Phone:</b> 6108656263
250 E Fairview St Bethlehem, PA 18018	<b>Distance from Subject:</b> 0.39 miles
<b>Denomination:</b> Churches, Denomination Unknown	

<b>CHRIST COMMUNITY CHURCH</b>	<b>Phone:</b> 6103170100
75 E Union Blvd Bethlehem, PA 18018	<b>Distance from Subject:</b> 0.43 miles
<b>Denomination:</b> Presbyterian Churches	

<b>FIRST CHURCH OF THE NAZARENE</b>	<b>Phone:</b> 6108675232
1500 LINDEN ST Bethlehem, PA 18017	<b>Distance from Subject:</b> 0.50 miles
<b>Denomination:</b> Churches of the Nazarene	

<b>ST ANNES CHURCH</b>	<b>Phone:</b> 6108675039
375 Hickory St Bethlehem, PA 18017	<b>Distance from Subject:</b> 0.58 miles
<b>Denomination:</b> Churches, Denomination Unknown	

<b>HUNGARIAN EVNGLCL REFORMED</b>	<b>Phone:</b> 6108666313
635 HIGH ST Bethlehem, PA 18018	<b>Distance from Subject:</b> 0.60 miles

Prepared by RE/MAX real estate



## Houses of Worship

**Denomination:** Reformed Churches

### GRACE LUTHERAN CHURCH

74 E BROAD ST Bethlehem, PA 18018

**Denomination:** Lutheran Churches

**Phone:** 6108673273

**Distance from Subject:** 0.61 miles

### CHRISTIAN SCIENCE READING ROOM

86 E Broad St Bethlehem, PA 18018

**Denomination:** Christian Science Churches

**Phone:** 6108140359

**Distance from Subject:** 0.61 miles

### SALEM LUTHERAN CHURCH

134 E BROAD ST Bethlehem, PA 18018

**Denomination:** Lutheran Churches

**Phone:** 6108668019

**Distance from Subject:** 0.63 miles

### ST MATTHEW LUTHERAN CHURCH

521 E LOCUST ST Bethlehem, PA 18018

**Denomination:** Lutheran Churches

**Phone:** 6108676021

**Distance from Subject:** 0.64 miles

### CALVARY BAPTIST CHURCH

111 DEWBERRY AVE Bethlehem, PA 18017

**Denomination:** Baptist Churches

**Phone:** 6108653171

**Distance from Subject:** 0.66 miles

### BETHLEHEM TEES

217 E Broad St Bethlehem, PA 18018

**Denomination:** Churches, Denomination Unknown

**Phone:** 6108829533

**Distance from Subject:** 0.67 miles

### SALVATION ARMY

521 PEMBROKE RD Bethlehem, PA 18018

**Denomination:** Churches, Denomination Unknown

**Phone:** 6108674681

**Distance from Subject:** 0.68 miles

### NEW COVENANT CHRISTIAN CMNTY

619 LINDEN ST Bethlehem, PA 18018

**Denomination:** Community Churches

**Phone:** 6108617725

**Distance from Subject:** 0.68 miles

Prepared by RE/MAX real estate





## County Facts

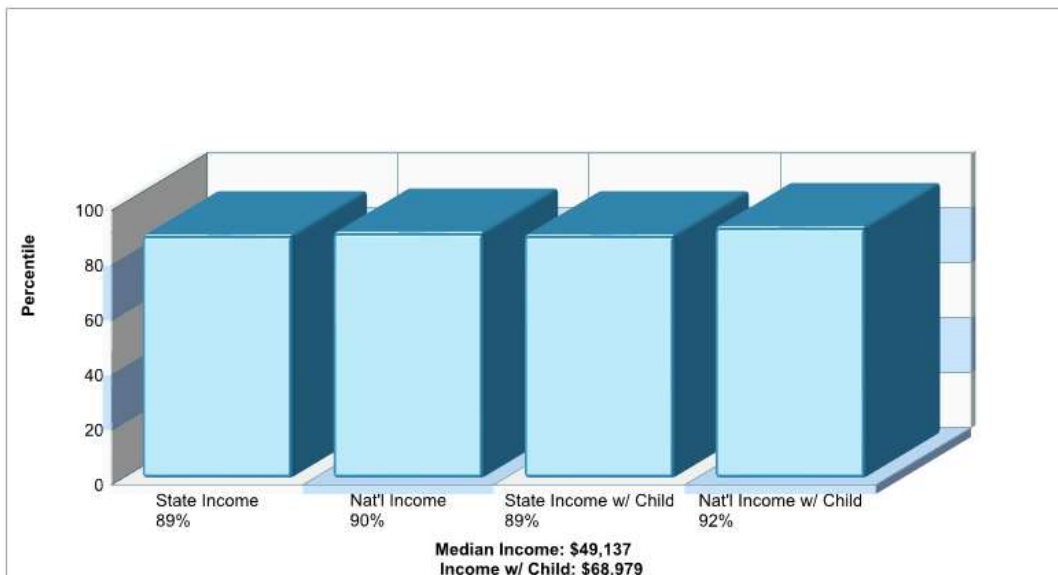


## Bethlehem

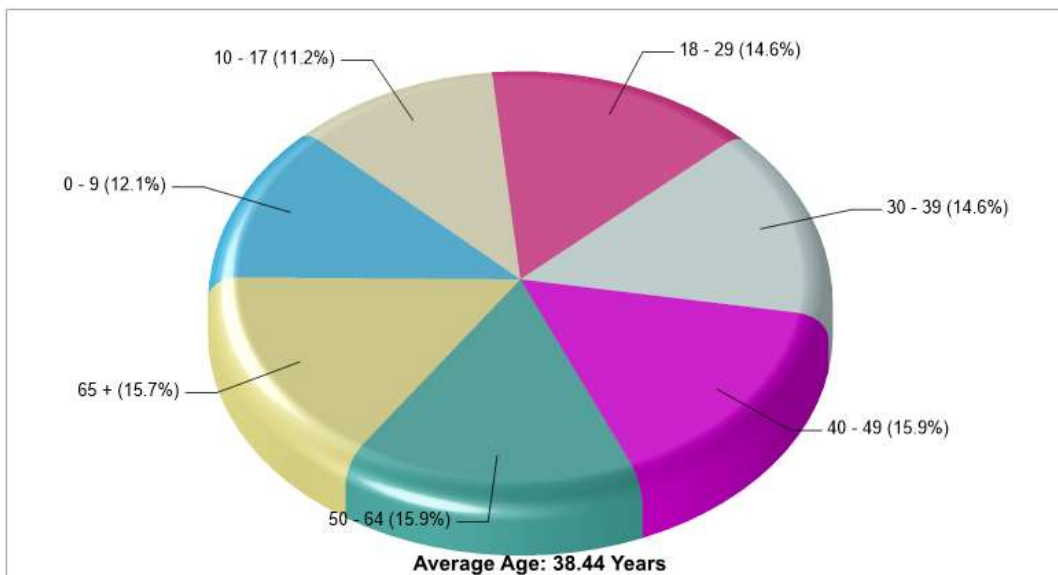
Prepared by RE/MAX real estate



## Location: Bethlehem, PA County Income

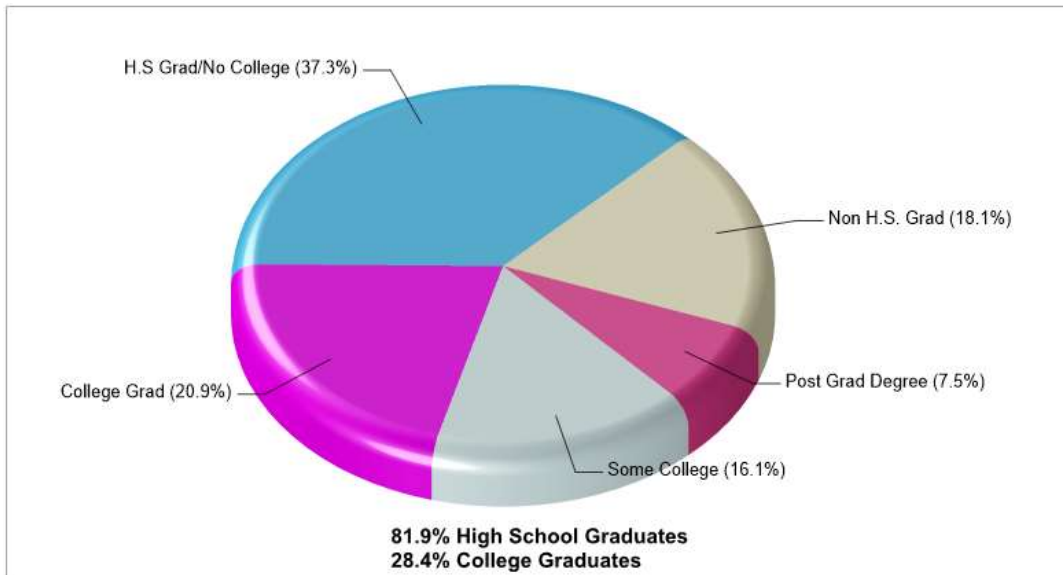


## Location: Bethlehem, PA County Age Breakdown

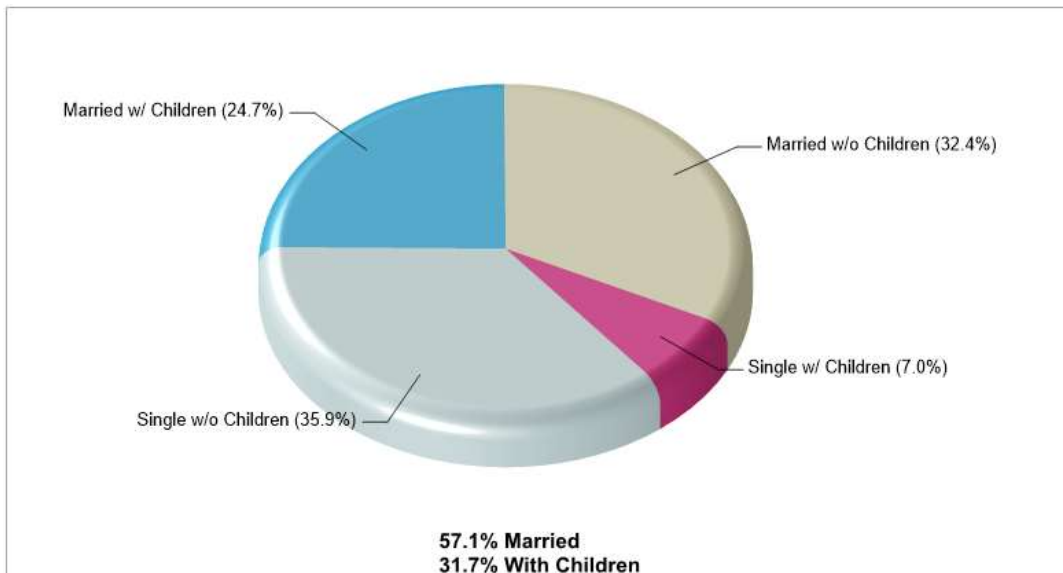


Prepared by RE/MAX real estate

## Location: Bethlehem, PA County Adult Education Level



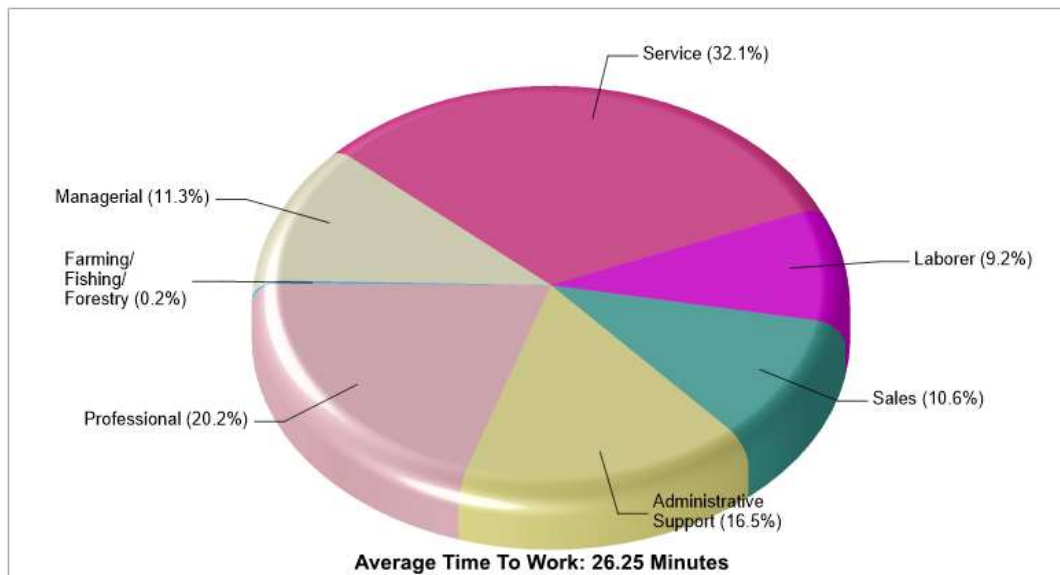
## Location: Bethlehem, PA County Household Characteristics



Prepared by RE/MAX real estate



## Location: Bethlehem, PA County Employment



Prepared by RE/MAX real estate



## State Facts



## Bethlehem

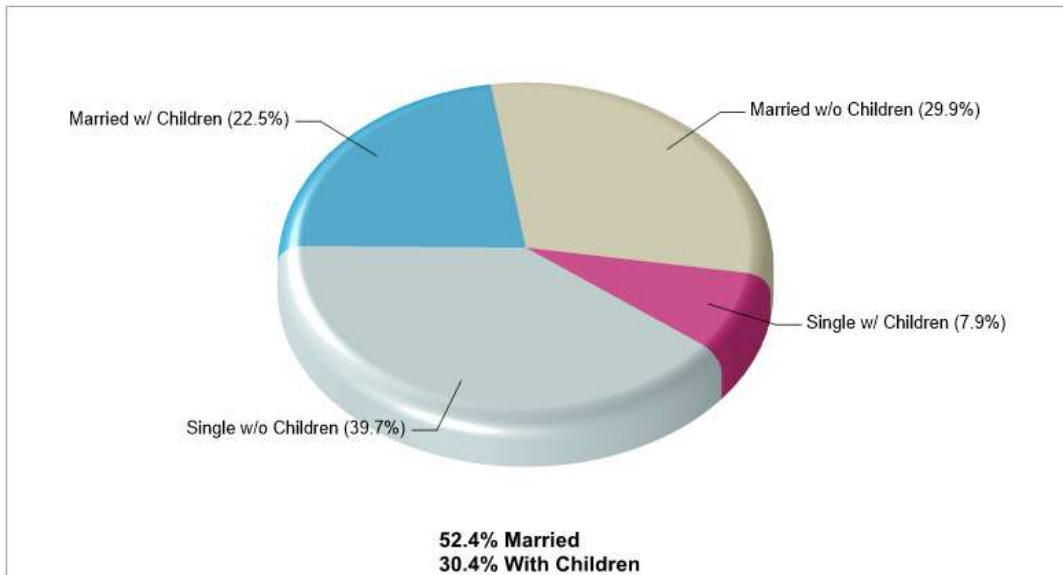
Prepared by RE/MAX real estate



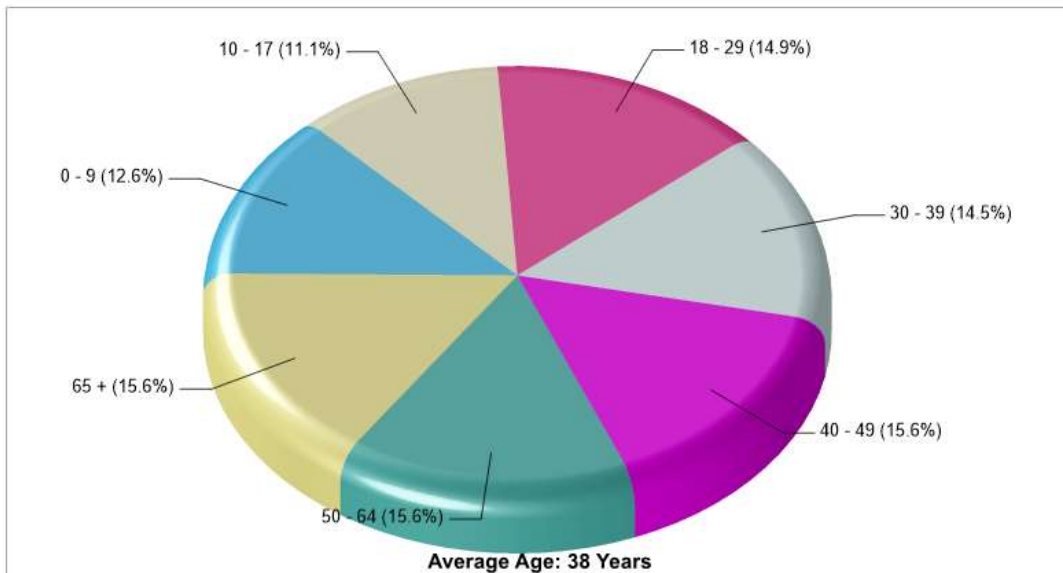
© Homes Media Solutions

The accuracy of all information is deemed reliable, but is not guaranteed.

## Location: Bethlehem, PA State Household Characteristics



## Location: Bethlehem, PA State Age Breakdown

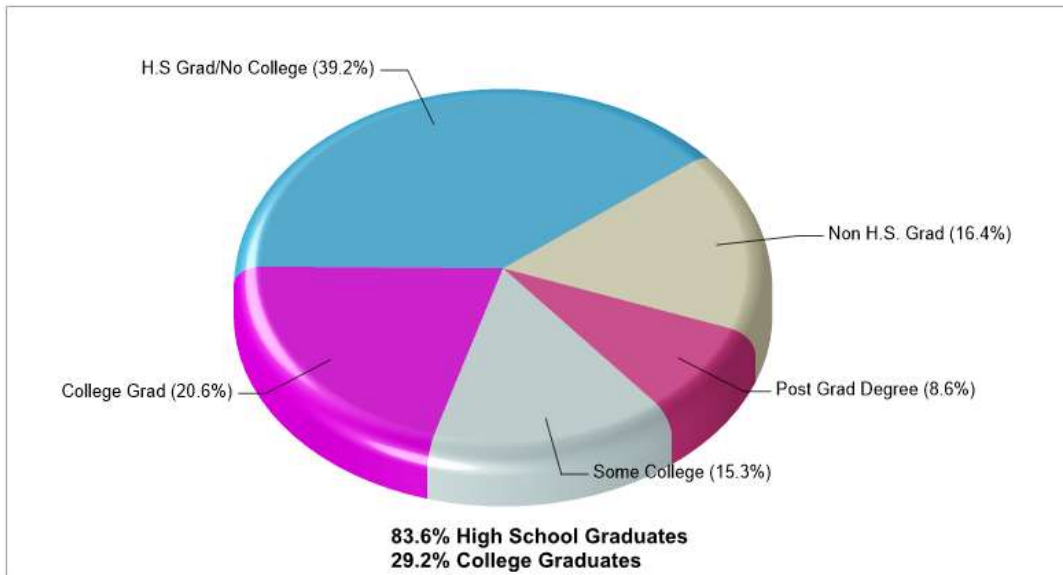


Prepared by RE/MAX real estate

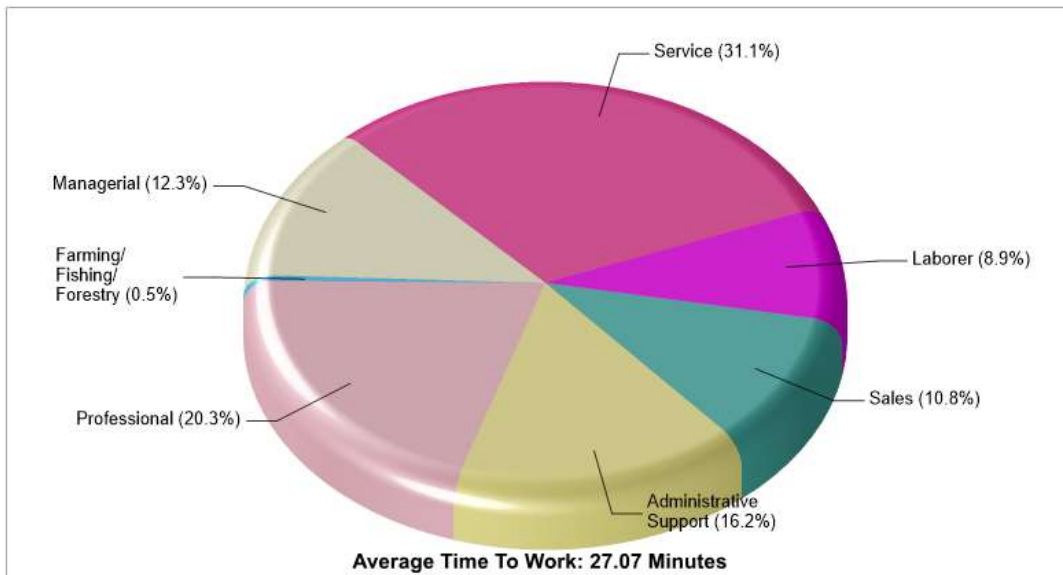




## Location: Bethlehem, PA State Adult Education Level



## Location: Bethlehem, PA State Employment



Prepared by RE/MAX real estate